

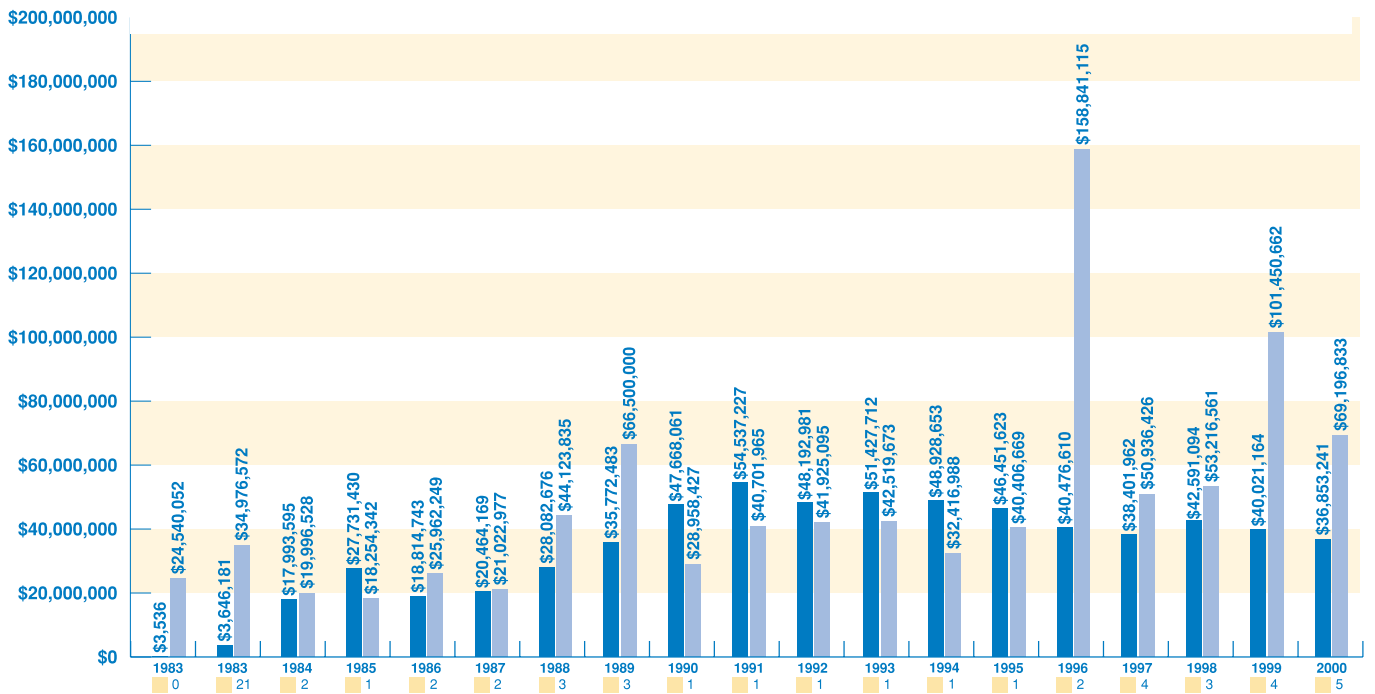


It's The 20th Anniversary of Charitable Bingo In Texas!

We really want to know what your organization has to celebrate about the last 20 years of Charitable Bingo in Texas. Please tell us via fax, letter, telephone or e-mail to the attention of Donna Rose, Chair 20th Anniversary Celebration. Contact information is on the last page of this document.

Comparison of Charitable Bingo Distributions to Top 100 Foundations In Texas By Grants 1982 - 2000

Note: Bingo figures are as of 02/02/02 and are unaudited. Foundation figures were provided by the Regional Foundation Library, Austin, Texas



Year & Ranking of Charitable Bingo Within Top 100 Foundations

■ Bingo's Ranking ■ Bingo Charitable Distributions ■ Grants By #1 Ranking Foundations

Charitable Bingo Distributions Compared to the Top 100 Foundations in Texas By Grants

A comparison of the Charitable Bingo distributions to the top 100 foundations in Texas by grants from 1982 to 2000 shows Charitable Bingo distributions ranked with the top 5 foundations from 1984 to 2000. Charitable Bingo has made possible \$682,453,362 in charitable distributions from 1982 – 2001. The chart shown above, *Comparison of Charitable Bingo Distributions To The Top 100 Foundations In Texas By Grants 1982 – 2000* shows that from 1984 to 2000 Charitable Bingo distributions ranked in the top 5 when compared to the top 100 foundations in Texas by grants. Charitable Bingo ranked: (1) number one for 7

years, (2) number 2 for 4 years, (3) number 4 for 2 years and (4) number 5 for 1 year. Congratulations to the licensed authorized organizations that by playing Charitable Bingo made the charitable distributions which ranked with the top 5 foundations in Texas by grants from 1984 to 2000 – an accomplishment to be proud of!

Foundations are a significant source of charitable funding in Texas; however, the charitable distributions of Charitable Bingo place bingo with the top foundations in charitable activity and demonstrates the success of public/private partnerships in charitable activity in Texas.

Texas Charitable Bingo Quarterly Report Statistics for the Fourth Quarter of 2001 And Comparison of Fourth Quarter 2001 to Fourth Quarter 2000

Category	Second Quarter 2001	Second Quarter 2000	Change
Regular	\$79,678,972	\$83,415,723	\$(3,736,751)
Electronic	\$35,444,509	\$34,191,426	\$1,253,083
Instant	\$20,200,168	\$20,484,607	\$(284,439)
Total Gross Receipts	\$135,323,649	\$138,091,756	\$(2,768,107)
Regular Prizes	\$82,655,592	\$84,850,883	\$(2,195,291)
Instant Prizes	\$14,187,051	\$14,276,481	\$(89,430)
Total Prizes	\$96,842,643	\$99,127,364	\$(2,284,721)
Charitable Distributions	\$8,194,055	\$8,501,468	\$(307,413)
Attendance	5,910,134	6,110,922	(200,788)

Note: All figures are unaudited and are as of 02/11/02

Texas Charitable Bingo Quarterly Report Statistics for 2001 And Comparison to 2000

Category	2001	2000	Change
Regular	\$333,462,557	\$356,135,145	\$(22,672,588)
Electronic	\$143,617,674	\$136,830,299	\$6,787,375
Instant	\$84,945,794	\$89,286,252	\$(4,340,458)
Total Gross Receipts	\$562,026,025	\$582,251,696	\$(20,225,671)
Regular Prizes	\$339,589,039	\$351,422,957	\$(11,833,918)
Instant Prizes	\$59,399,946	\$62,157,770	\$(2,757,824)
Total Prizes	\$398,988,985	\$413,580,727	\$(14,591,742)
Charitable Distributions	\$34,558,775	\$36,853,241	\$(2,294,466)
Attendance	24,301,958	25,801,478	(1,499,520)

Note: All figures are unaudited and are as of 02/11/02

If Someone Requests To Review Your Bingo Records

If anyone requests to review any of your organization's bingo records you should ask to see his/her identification. Representatives of the Texas Lottery Commission requesting to review your records will present an official Texas Lottery identification card with the seal of the State of Texas and a photograph of the individual.

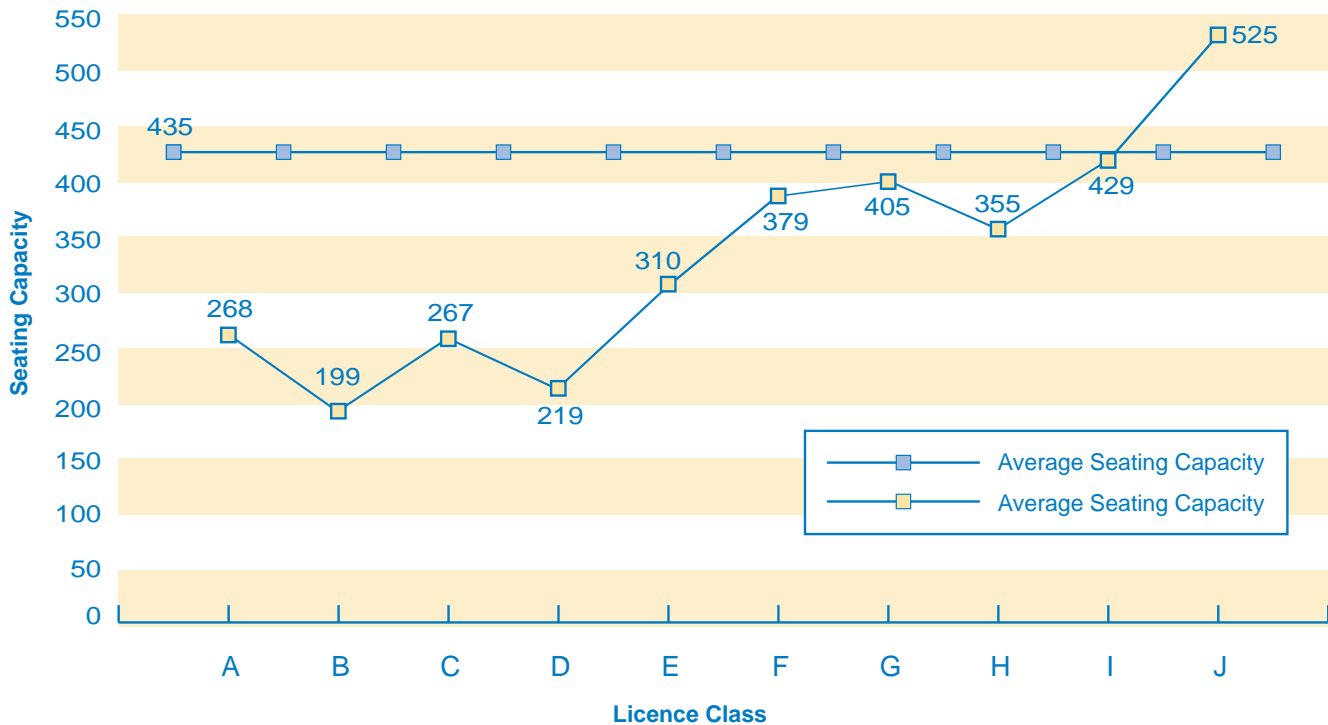
We recently received a report of an individual posing as a representative of the Texas Lottery Commission approaching a representative of an authorized organization and requesting to review the organization's bingo records. The individual left when a representative of the organization requested identification.

Average Seating Capacity By License Class

In September 2000 an analysis of average seating by license class compared to average seating capacity for all organizations was done. The chart below presents the results of the analysis.

Average Seating Capacity By license Class Compared To Average Seating Capacity For All Organizations

Figures as of September 2000. Figures are unaudited.



Myths and Facts About The Operator Training Program

Myth: Every active member responsible for the conduct of bingo (primary operator or operator) on an organization's bingo record must have attended an Operator Training Program and received certification of completion within 24 months prior to the license renewal date.

Myth: Only the individual, designated as the primary operator or an operator, who has attended an Operator Training Program and received certification of completion within 24 months prior to the license renewal date must be present during a bingo occasion.

Fact: Each authorized organization licensed to conduct bingo annually must have at least one active member who is responsible for the conduct of bingo (primary operator or operator) attend an Operator Training Program and receive certification of completion within 24 months prior to the license renewal date.

Note: This does not apply to non-annual temporary license holders.

Bingo Operator Pleads Guilty to Gambling

Joel Stanley Hart, primary operator for the LaBelle Fannet Volunteer Fire Department of Beaumont, pleaded guilty to the misdemeanor offense of gambling on January 10, 2001

Hart's sentence included a \$500.00 fine, 1 year confinement in the Jefferson County Jail. The Court deferred the imposition of the sentence and placed Hart on probation under the supervision of the Jefferson County Community Supervision and Corrections Department (JCCSCD) for 2 years provided conditions stated in the order are obeyed.

On July 13, 2001 by the County Court of Law, the equipment and paraphernalia listed below was forfeited and awarded to the Texas Lottery Commission as an agency of the State authorized to receive such property.

- Approximately 4 packs of UPS pads
- Various and assorted sheets of bingo paper
- Assorted single bingo sheets SN#991579
- Assorted bingo pull tabs used for prize redemption SN#A512766
- Four (4) bingo numbered lighted boards
- Two (2) bingo blower machines
- Ten (10) TV monitors
- One voice loudspeaker
- One Compu-Data computer Model Premarius SN#5870
- One Vision Pro Monitor SN#MEFCR610502198
- One Panasonic Printer

How To Contact Us (Please note that our e-mail address has changed.)

Charitable Bingo Division,
Texas Lottery Commission


P.O. Box 16630
Austin, TX 78761-6630

Telephone: 800-246-4677

Fax: (512) 344-5142

Website: www.txbingo.org

E-mail: bingo.services@lottery.state.tx.us



**Charitable Bingo
In The News**