



# 2012



## ANNUAL FINANCIAL REPORT FOR THE YEAR ENDED AUGUST 31, 2012 AND INDEPENDENT AUDITOR'S REPORT



AN AGENCY OF THE  
STATE OF TEXAS

# TEXAS LOTTERY COMMISSION

## TABLE OF CONTENTS

	<u>Page No.</u>
Letter of Transmittal.....	1
 <b>FINANCIAL SECTION</b>	
Independent Auditors' Report .....	5
Management's Discussion and Analysis .....	7
 <b>Basic Financial Statements:</b>	
Government-wide Statements of Net Assets, August 31, 2012 and 2011.....	17
Government-wide Statements of Activities for the Fiscal Years Ended August 31, 2012 and 2011.....	18
Fund Financial Statements:	
Balance Sheets - Governmental Fund, August 31, 2012 and 2011 .....	20
Reconciliation of Total Governmental Fund Balance to Net Assets of Governmental Activities, August 31, 2012 .....	21
Statements of Revenues, Expenditures, and Changes in Fund Balance - Governmental Fund for Fiscal Years Ended August 31, 2012 and 2011.....	22
Reconciliation of Changes in Fund Balance of Governmental Fund to Changes in Net Assets of Governmental Activities for the Fiscal Year Ended August 31, 2012.....	23
Statements of Net Assets - Proprietary Fund, August 31, 2012 and 2011.....	25
Statements of Revenues, Expenses, and Changes in Net Assets - Proprietary Fund, for the Fiscal Years Ended August 31, 2012 and 2011 .....	26
Statements of Cash Flows - Proprietary Fund, for the Fiscal Years Ended August 31, 2012 and 2011 .....	28
Statements of Fiduciary Assets and Liabilities-Fiduciary Funds, August 31, 2012 and 2011 .....	31
Notes to the Basic Financial Statements .....	35
 <b>Required Supplementary Information other than MD&amp;A</b>	
Budgetary Comparison Schedule - General Fund, for the Fiscal Year Ended August 31, 2012 .....	57
Note to the Required Supplementary Information - Budgetary Reporting for the Fiscal Year Ended August 31, 2012.....	58
 <b>Other Supplementary Information-Combining Financial Statement</b>	
Combining Statement of Changes in Assets and Liabilities - Agency Funds, for the Fiscal Year Ended August 31, 2012.....	61
 <b>Compliance Section</b>	
Report on Internal Control Over Financial Reporting and on Compliance and Other Matters Based on an Audit of Financial Statements Performed in Accordance with <i>Government Auditing Standards</i> .....	65

This page intentionally left blank.

Mary Ann Williamson  
Chairman

J. Winston Krause  
Commissioner

Cynthia Tauss Delgado  
Commissioner



# TEXAS LOTTERY COMMISSION

Gary Grief, *Executive Director*

Philip D. Sanderson, *Charitable Bingo Operations Director*

December 17, 2012

Honorable Rick Perry, Governor  
Honorable Susan B. Combs, Texas Comptroller  
Ursula Parks, Director, Legislative Budget Board  
John Keel, CPA, State Auditor

Ladies and Gentlemen:

We are pleased to submit the Annual Financial Report of the Texas Lottery Commission for the year ended August 31, 2012, in compliance with TEX.GOV'T CODE ANN §2101.011 and in accordance with the requirements established by the Comptroller of Public Accounts.

The accompanying annual financial report has been prepared in accordance with GAAP reporting requirements. The financial report has been audited by an independent auditor as required by statute.

If you have any questions, please contact Kathy Pyka, Controller, at 344-5410.

Sincerely,

A handwritten signature in blue ink that reads "Gary Grief".

Gary Grief  
Executive Director

# TEXAS LOTTERY COMMISSION

---

## FINANCIAL SECTION

This page intentionally left blank.



MAXWELL LOCKE & RITTER LLP

*Accountants and Consultants*

*An Affiliate of CPAmerica International*

tel (512) 370 3200 fax (512) 370 3250

www.mlrpc.com

Austin: 401 Congress Avenue, Suite 1100

Austin, TX 78701

Round Rock: 303 East Main Street

Round Rock, TX 78664

## INDEPENDENT AUDITORS' REPORT

To the Board of Commissioners of the  
Texas Lottery Commission:

We have audited the accompanying financial statements of the governmental activities, the business-type activities, each major fund, and the aggregate remaining fund information of the Texas Lottery Commission (the "Commission"), an agency of the State of Texas, as of and for the year ended August 31, 2012, which collectively comprise the Commission's basic financial statements as listed in the table of contents. These financial statements are the responsibility of the Commission's management. Our responsibility is to express opinions on these financial statements based on our audit. The prior year summarized comparative information has been derived from the Commission's 2011 financial statements and, in our report dated December 14, 2011, we expressed unqualified opinions on the respective financial statements of the governmental activities, the business-type activities, each major fund, and the aggregate remaining fund information.

We conducted our audit in accordance with auditing standards generally accepted in the United States of America and the standards applicable to financial audits contained in *Government Auditing Standards*, issued by the Comptroller General of the United States. Those standards require that we plan and perform the audit to obtain reasonable assurance about whether the financial statements are free of material misstatement. An audit includes examining, on a test basis, evidence supporting the amounts and disclosures in the financial statements. An audit also includes assessing the accounting principles used and the significant estimates made by management, as well as evaluating the overall financial statement presentation. We believe that our audit provides a reasonable basis for our opinions.

In our opinion, the financial statements referred to previously present fairly, in all material respects, the respective financial position of the governmental activities, the business-type activities, each major fund, and the aggregate remaining fund information of the Commission as of August 31, 2012, and the respective changes in financial position and, where applicable, cash flows thereof for the year then ended in conformity with accounting principles generally accepted in the United States of America.

Affiliated Company

ML&R WEALTH MANAGEMENT LLC

*"A Registered Investment Advisor"*

*This firm is not a CPA firm*



In accordance with *Government Auditing Standards*, we have also issued our report dated December 14, 2012, on our consideration of the Commission's internal control over financial reporting and on our tests of its compliance with certain provisions of laws, regulations, contracts, and grant agreements and other matters. The purpose of that report is to describe the scope of our testing of internal control over financial reporting and compliance and the results of that testing, and not to provide an opinion on internal control over financial reporting or on compliance. That report is an integral part of an audit performed in accordance with *Government Auditing Standards* and should be considered in assessing the results of our audit.

Accounting principles generally accepted in the United States of America require that the management's discussion and analysis and budgetary comparison information on pages 7 through 14 and 57 through 58 be presented to supplement the basic financial statements. Such information, although not a part of the basic financial statements, is required by the Governmental Accounting Standards Board, who considers it to be an essential part of financial reporting for placing the basic financial statements in an appropriate operational, economic or historical context. We have applied certain limited procedures to the required supplementary information in accordance with auditing standards generally accepted in the United States of America, which consisted of inquiries of management about the methods of preparing the information and comparing the information for consistency with management's responses to our inquiries, the basic financial statements, and other knowledge we obtained during our audit of the basic financial statements. We do not express an opinion or provide any assurance on the information because the limited procedures do not provide us with sufficient evidence to express an opinion or provide any assurance.

Our audit was conducted for the purpose of forming opinions on the financial statements that collectively comprise the Commission's financial statements. The combining financial statement is presented for purposes of additional analysis and is not a required part of the financial statements. Such information is the responsibility of management and was derived from and relates directly to the underlying accounting and other records used to prepare the financial statements. The information has been subjected to the auditing procedures applied in the audit of the financial statements and certain additional procedures, including comparing and reconciling such information directly to the underlying accounting and other records used to prepare the financial statements or to the financial statements themselves, and other additional procedures in accordance with auditing standards generally accepted in the United States of America. In our opinion, the combining financial statement is fairly stated in all material respects in relation to the financial statements as a whole.

*Maxwell Socha + Ritter LLP*

December 14, 2012



**Texas Lottery Commission**  
**Management's Discussion and Analysis**  
**For the Year Ended August 31, 2012**  
(Unaudited)

This section of the Texas Lottery Commission's (Commission) annual financial report presents a comparative discussion and analysis of the Commission's financial performance for the fiscal year ended August 31, 2012, with summarized comparative totals for the fiscal year ended August 31, 2011. This analysis is to be considered in conjunction with the transmittal letter at the front of this report and the Commission's basic financial statements to provide an objective analysis of the Commission's financial activities based on facts, decisions, and conditions currently facing management.

*Financial Highlights*

**Government-wide:**

- The assets of the Commission exceeded its liabilities at the close of fiscal year 2012 by \$150.3 million (reported as *net assets*), an increase of \$32.1 million from the previous fiscal year.

**Fund Level:**

- As of the close of fiscal year 2012, the Commission's governmental funds reported unassigned fund balance of \$1.3 million. This amount in fund balance reflects an increase of \$0.9 million from fiscal year 2011.
- The proprietary funds reported net assets at fiscal year-end 2012 of \$149.1 million, an increase of \$31.1 million during the year.

More detailed information regarding these activities and funds begins on page 20.

*Understanding the Commission's Financial Statements*

This discussion and analysis is an introduction to the Commission's basic financial statements, which are comprised of three components: 1) government-wide financial statements, 2) fund financial statements, and 3) notes to the basic financial statements. This report also contains supplementary information in addition to the basic financial statements.

**Government-wide Statements (Reporting the Commission as a whole)**

The Statement of Net Assets and the Statement of Activities are two financial statements that report information about the Commission, as a whole, and about its activities that should help answer this question: Is the Commission more (or less) effective in achieving its defined objective? These statements include all non-fiduciary assets and liabilities using the accrual basis of accounting. The current fiscal year's revenues and expenses are taken into account regardless of when cash is received or paid.

The Statement of Net Assets on page 17 presents all of the Commission's assets and liabilities, with the difference between the two reported as "net assets". Over time, increases and decreases in net assets measure whether the Commission's financial position is improving or deteriorating.

The Statement of Activities on page 18 presents information showing how the Commission's net assets changed during fiscal year 2012. All changes in net assets are reported as soon as the underlying events giving rise to the change occur, regardless of the timing of related cash flows. Therefore, revenues and expenses are reported in these statements for some items that will result in changes in cash flows in future fiscal periods (e.g. earned but unused compensatory leave).

Both statements report two activities:

- *Governmental Activities* – The Commission's Charitable Bingo Operations Division is reported under this category. Intergovernmental revenues and service fees are the only source of funding for these services.
- *Business-type Activities* – The Commission's operations are accounted for under this category. Sales of lottery tickets and fees charged to retailers provide funding for the business-type activities. The primary focus of business-type activities is to generate revenue for the State's Foundation School Fund, rather than the change in net assets of the Commission.

This report includes two schedules (pages 21 and 23) that reconcile the amounts reported on the governmental fund financial statements (modified accrual accounting) with governmental activities (accrual accounting) on the appropriate government-wide statements. The following summarizes the impact of transitioning from modified accrual to full accrual accounting:

- Capital assets used in governmental activities are not reported on governmental fund statements.
- Unless due and payable, long-term liabilities such as compensated absences only appear as liabilities in the government-wide statements.
- Capital outlay spending results in capital assets on the government-wide statements, but are reported as expenditures on the governmental fund statements.
- Certain other outflows represent either increases or decreases in liabilities on the government-wide statements, but are reported as expenditures on the governmental fund statements.

The Notes to the Basic Financial Statements provide additional information that is essential to a full understanding of the data provided in the government-wide and fund financial statements. The notes can be found beginning on page 35 of this report.

### **Fund Financial Statements (Reporting the Commission's Major Funds)**

Because the Commission operates with few funds, management determined that, for fair presentation, all funds except for the fiduciary funds would be considered major. The fund financial statements begin on page 20 and provide detailed information about all the individual funds. A fund is a fiscal and accounting entity with a self-balancing set of accounts that the Commission uses to keep track of specific sources of funding and spending for a particular purpose. The Commission's funds are divided into three categories: governmental, proprietary, and fiduciary, and use different accounting methods.

- *Governmental funds* – The Commission's Charitable Bingo Operations Division and its services are reported in the governmental funds, which focus on how money flows into and out of those funds and the balances left at year-end that are available for future spending. The governmental fund financial statements provide a detailed short-term view of the Commission's Charitable Bingo Operations Division operations and the basic services it provides. Governmental fund information helps determine whether there are more or fewer financial resources that can be spent in the near future to finance Charitable Bingo programs. These funds are reported using modified accrual accounting, which measures cash and all other financial assets that can readily be converted to cash. Governmental funds include the General Fund and the General Fund Consolidated Account.
- *Proprietary funds* – Proprietary funds utilize accrual accounting - the same method used by private sector businesses. There are two types of proprietary funds. Enterprise funds report activities that

provide supplies and services to the general public. Internal service funds report activities that provide supplies and services for the government's other programs and activities. The Commission records all transactions related to the operation of the State Lottery and its investment activities in Enterprise Funds.

- *Fiduciary funds* – The Commission acts as a trustee or fiduciary for its Direct Deposit Correction Account and Suspense Fund. The Commission's fiduciary activities are reported in the Statement of Fiduciary Assets and Liabilities – Fiduciary Funds and Combining Statement of Changes in Assets and Liabilities – Agency Funds beginning on page 31, and 61 and 62, respectively. These funds, which include agency funds, are reported using accrual accounting. The government-wide statements exclude fiduciary fund activities and balances because these assets are restricted in purpose and do not represent discretionary assets of the Commission to finance its operations.

### *Additional Required Supplementary Information*

Following the basic financial statements is additional Required Supplementary Information that further explains and supports the information in the financial statements. The Required Supplementary Information includes a budgetary comparison schedule reconciling the statutory and generally accepted accounting principles (GAAP) fund balances at fiscal year-end for the General Fund.

### **Financial Analysis of the Government as a Whole**

#### *Statement of Net Assets* (in millions)

	<u>Governmental Activities</u>		<u>Business-Type Activities</u>		<u>Totals</u>	
	<u>2012</u>	<u>2011</u>	<u>2012</u>	<u>2011</u>	<u>2012</u>	<u>2011</u>
Current and Other Non-current Assets	\$ 1.64	\$ 0.76	\$ 1,254.21	\$ 1,308.38	\$ 1,255.85	\$ 1,309.14
Capital Assets	-	-	0.48	0.50	0.48	0.50
<b>Totals Assets</b>	<b>1.64</b>	<b>0.76</b>	<b>1,254.69</b>	<b>1,308.88</b>	<b>1,256.33</b>	<b>1,309.64</b>
Long-term Liabilities	0.07	0.14	770.54	875.21	770.61	875.35
Other Liabilities	0.42	0.44	335.03	315.68	335.45	316.12
<b>Total Liabilities</b>	<b>0.49</b>	<b>0.58</b>	<b>1,105.57</b>	<b>1,190.89</b>	<b>1,106.06</b>	<b>1,191.47</b>
Net Assets:						
Invested in Capital Assets	-	-	0.48	0.50	0.48	0.50
Restricted	-	-	5.00	5.00	5.00	5.00
Unrestricted	1.15	0.18	143.64	112.48	144.79	112.66
<b>Total Net Assets</b>	<b>1.15</b>	<b>0.18</b>	<b>149.12</b>	<b>117.98</b>	<b>150.27</b>	<b>118.16</b>

The largest component – 96.4% of the Commission's net assets - is comprised of **unrestricted net assets** of \$144.8 million, which may be used at the Commission's discretion, but often have limitations on use based on State statutes. **Restricted net assets** are the next largest component, comprising 3.3%. These net assets represent resources that are subject to external restrictions, constitutional provisions, or enabling legislation on how they can be used. The remaining portion represents the amount invested in capital assets. The Commission uses these capital assets to provide services; consequently, these assets are *not* available for future spending.

The majority of the Commission's assets consist of cash, cash equivalents and investments used to fund future installment payments. At August 31, 2012, the Commission's assets included \$137.6 million in cash and cash equivalents as compared with \$99.5 million at August 31, 2011. The Commission's short and long-term investments approximated \$1,073.8 and \$1,184.2 million, respectively, at August 31, 2012 and 2011.

The Commission's liabilities included at the balance sheet date are amounts owed to the State's Foundation School Fund for August accrued sales for fiscal year 2012, vendor payables, and prize

payment obligations. The amount due to the Foundation School Fund was approximately \$4.1 million at August 31, 2012, as compared with \$1.5 million at August 31, 2011. The amount due to the Texas Veterans Commission was approximately \$0.02 million at August 31, 2012 compared to \$.01 million at August 31, 2011. The amount due from the Comptroller of Public Accounts for unclaimed prizes was \$0.6 million at August 31, 2012, as compared with \$.01 million due to the Comptroller of Public Accounts at August 31, 2011. Prize obligations, made up largely of instant ticket installment payments, were \$1,071.7 million and \$1,160.1 million at August 31, 2012 and 2011, respectively. Vendor payables were \$25.8 million at August 31, 2012, as compared to \$25.2 million at August 31, 2011. Other payable balances totaled \$8.6 million and \$6.2 million, at August 31, 2012 and 2011, respectively.

The majority of the Commission's assets represent current resources necessary to pay the current liabilities owed to vendors, prize winners, and ultimately the State's Foundation School Fund.

***Statement of Activities and Changes in Net Assets*** (in millions)

	<u>Governmental Activities</u>		<u>Business-Type Activities</u>		<u>Total</u>	
	<u>2012</u>	<u>2011</u>	<u>2012</u>	<u>2011</u>	<u>2012</u>	<u>2011</u>
Program Revenue - Lottery Sales	\$ -	\$ -	\$ 4,191.59	\$3,811.86	\$ 4,191.59	\$ 3,811.86
General Revenue:						
Intergovernmental	3.84	3.08	-	-	3.84	3.08
Other income	12.90	12.47	23.01	1.64	35.91	14.11
Total Revenue	16.74	15.55	4,214.60	3,813.50	4,231.34	3,829.05
Program Expense:						
Prize expense	-	-	(2,632.62)	(2,387.24)	(2,632.62)	(2,387.24)
Commissions	-	-	(209.81)	(190.81)	(209.81)	(190.81)
Operating and other expense	(15.77)	(15.48)	(1,341.03)	(1,229.53)	(1,356.80)	(1,245.01)
Total Expense	(15.77)	(15.48)	(4,183.46)	(3,807.58)	(4,199.23)	(3,823.06)
Change in net assets	0.97	0.07	31.14	5.92	32.11	5.99
Beginning net assets	0.18	0.11	117.98	112.06	118.16	112.17
Ending net assets	\$ 1.15	\$ 0.18	\$ 149.12	\$ 117.98	\$ 150.27	\$ 118.16

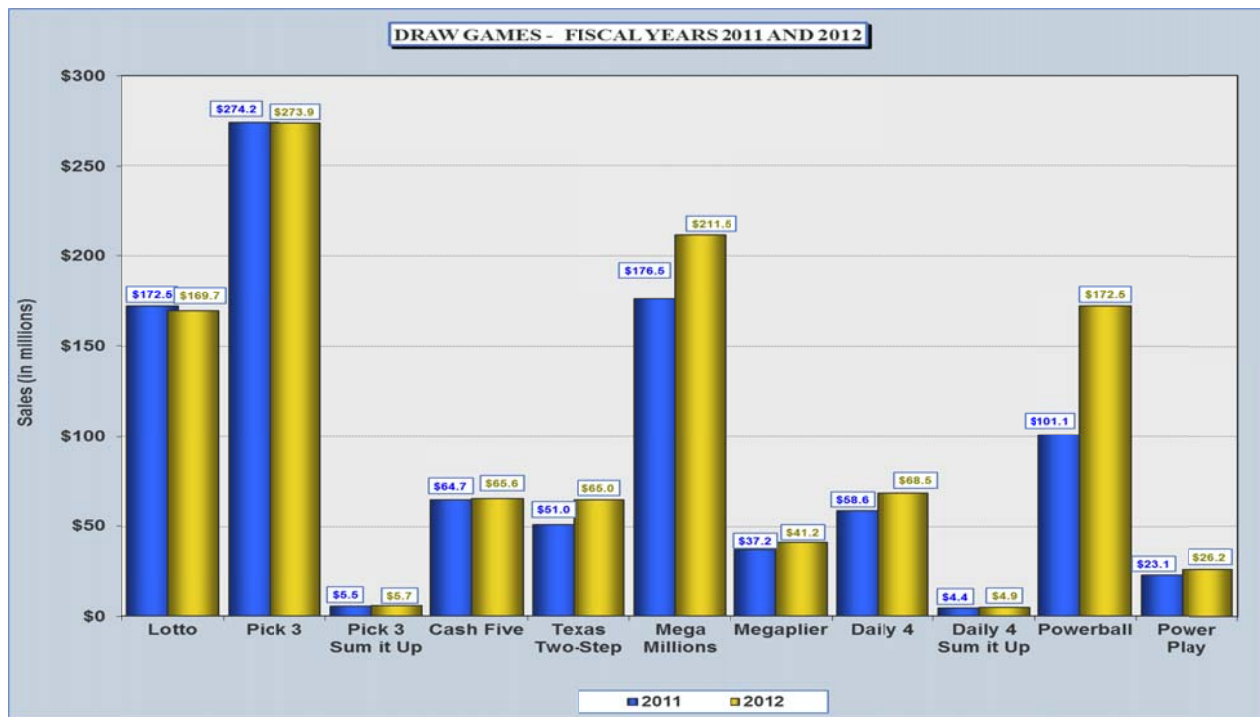
## Sales

Lottery sales consist of draw and instant lottery games. The first category is draw games, which included *Lotto Texas*, *Pick 3* with *Sum It Up*, *Daily 4* with *Sum It Up*, *Cash Five*, *Texas Two Step*, *Mega Millions* with *Megaplier*, and *Powerball* with *Power Play* at August 31, 2012. In total, draw games sales increased by \$135.7 million from the prior year's sales total.

The majority of the increase in draw games sales is attributable to *Powerball* and *Power Play*, which experienced an increase of \$74.5 million as compared to fiscal year 2011 sales, and to *Mega Millions* and *Megaplier*, which had a world-record \$640 million advertised jackpot. Sales for *Powerball* for the fiscal year ended August 31, 2012 totaled \$172.5 million and sales for *Power Play* totaled \$26.2 million. This is the best year of sales since inception in February 2010. Sales for *Mega Millions* for the fiscal year ended August 31, 2012 totaled \$211.5 million, an increase of 19.8% compared to fiscal year 2011 sales.

*Daily 4* sales for the fiscal year ended August 31, 2012 increased from fiscal year 2011 by \$9.9 million, or 16.8%. *Daily 4 Sum It Up* sales for the fiscal year ended August 31, 2012 increased from fiscal year 2011 by \$0.5 million, or 10.6%. Fiscal year 2012 *Daily 4* sales were the best since inception in September 2007.

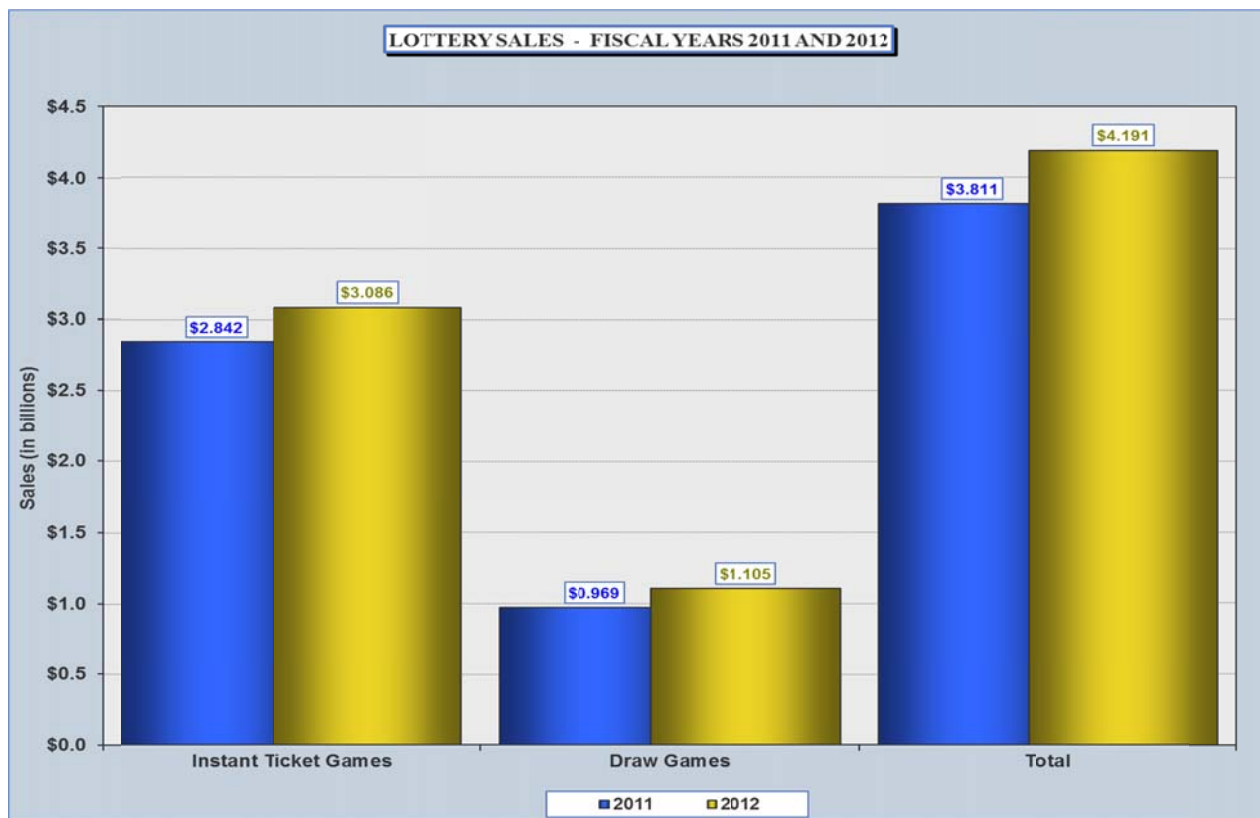
The following graph depicts the Commission's draw sales for the fiscal years ended August 31, 2012 and 2011.



Source: Texas Lottery Commission

Instant tickets or “scratch-off” tickets are the other category of Lottery games offered to the public. Instant ticket sales for the fiscal year ended August 31, 2012 increased by \$243.9 million or 8.6% over the preceding fiscal year’s sales. These sales represent the highest level of instant ticket sales in the Commissions’ history.

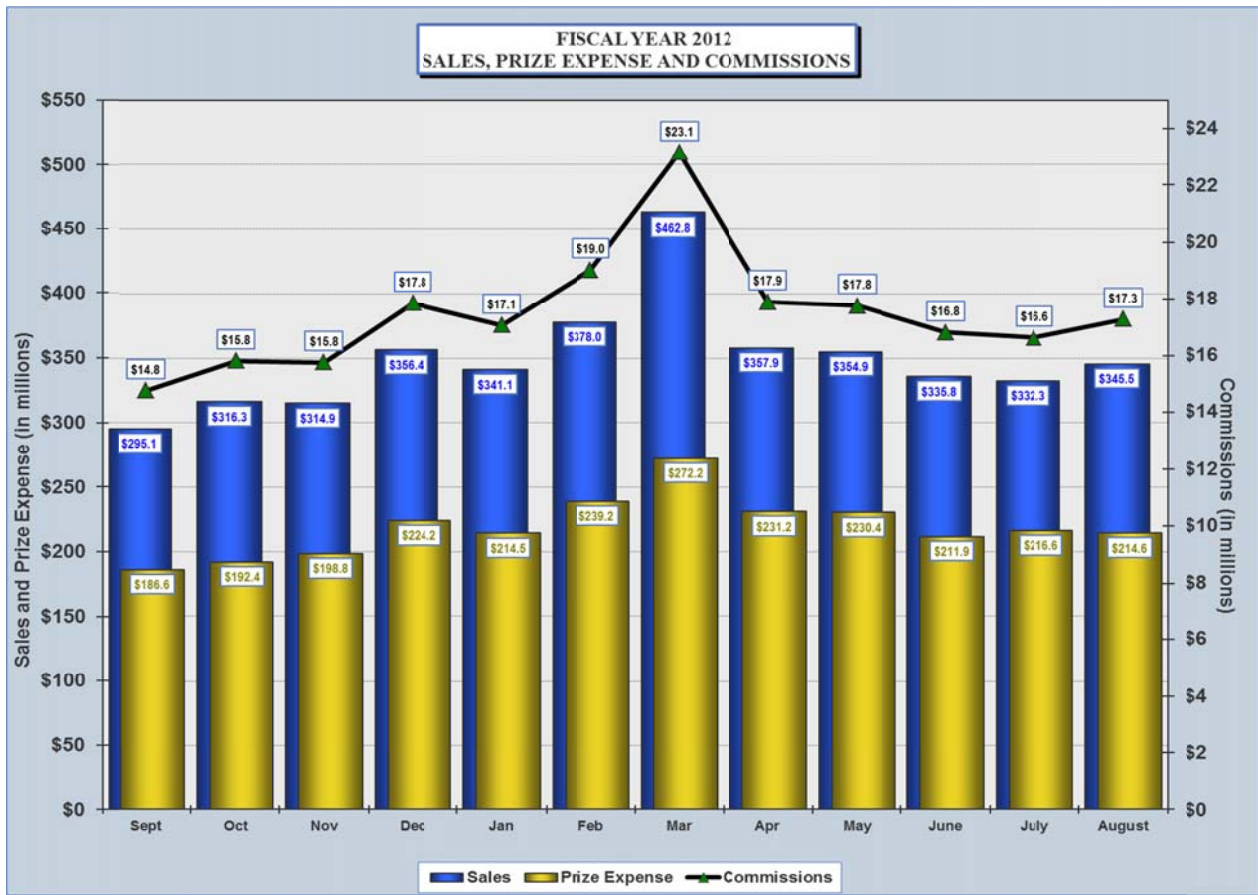
The following graph depicts the Commission’s draw, instant and total lottery sales for the fiscal year ended August 31, 2012 in comparison to the fiscal year ended August 31, 2011.



Source: Texas Lottery Commission

## Commissions and Prize Awards Expense

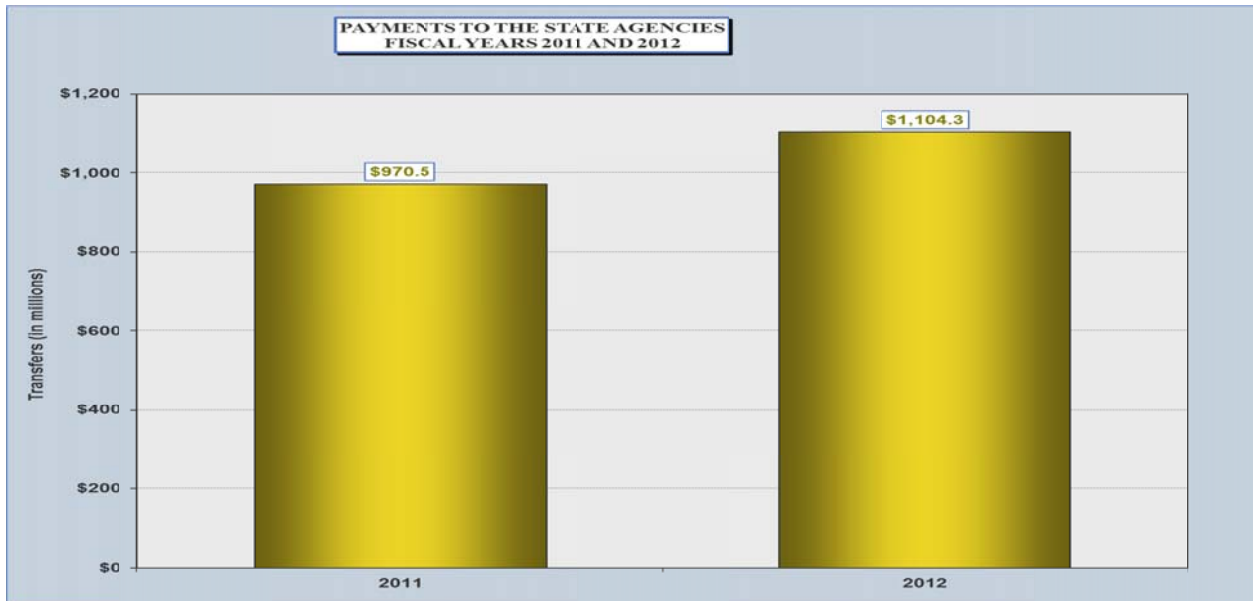
As the following graph depicts, the Commission's most significant expenses (commissions and prize expense) are predictable because they have a direct correlation to sales. As lottery sales increase, so do the related prizes and commissions paid by the Commission. While each lottery game has a predetermined and unique prize payout structure, the overall amount paid as prize award expense is consistent.



Source: Texas Lottery Commission

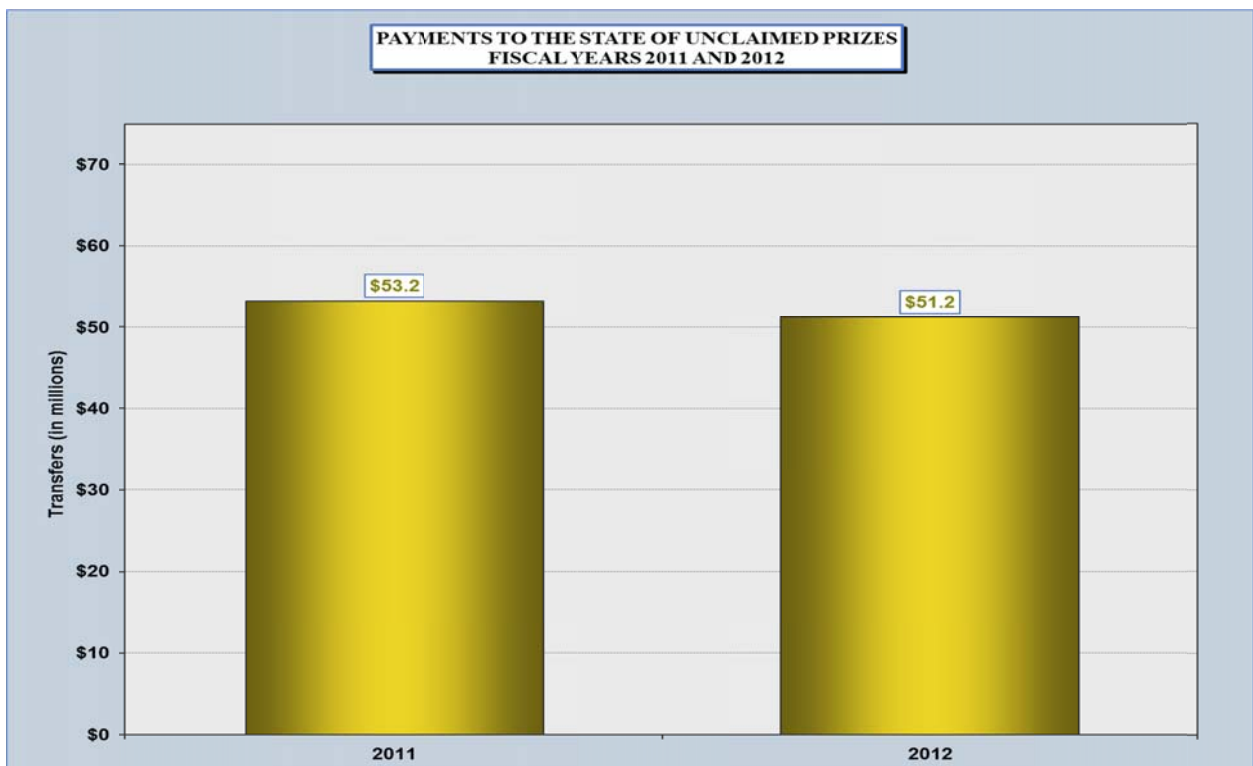
### Payments to the State

The Commission recorded its highest level of total sales in its 20-plus year history during the current fiscal year. Lottery sales for the fiscal year ended August 31, 2012 totaled \$4,190.8 million, an increase of 10.0% over the previous year's total of \$3,811.3 million. Payments to state agencies for the period totaled \$1,104.3 million, as compared to \$970.5 million for the fiscal year ended August 31, 2011, representing a 13.8% increase.



Source: Texas Lottery Commission

During fiscal years 2012 and 2011, the Lottery transferred unclaimed lottery prize winnings totaling \$51.2 million and \$53.2 million, respectively. This represents a decrease of \$2.1 million or 3.9% as compared to prior year.



Source: Texas Lottery Commission



### General Fund Budgetary Highlights

During the year there were no significant changes between the “Original” and “Final” budgets as approved by the Commission.

### Capital Assets

As of August 31, 2012, the Commission had \$.5 million in net capital assets, of which \$.48 million was Furniture and Equipment. This represents a decrease of 2.8% in net capital assets from fiscal year 2011. The Commission’s capital assets include furniture and equipment, vehicles, and computer software. The details of capital assets are shown in Note 2.

### Contacting the Commission’s Financial Management

This financial report is designed to provide a general overview of the Commission’s financial activity for all those interested in the Commission’s operations. Questions concerning any of the information provided in this report or requests for additional financial information should be addressed to the Texas Lottery Commission Attn: Office of the Controller, P.O. Box 16630, Austin, Texas 78761-6630.

# TEXAS LOTTERY COMMISSION

---

## BASIC FINANCIAL STATEMENTS

This page intentionally left blank.

**Texas Lottery Commission**  
**Government-wide Statement of Net Assets**  
**August 31, 2012**  
**With Summarized Comparative Totals for August 31, 2011**

	<b>Primary Government</b>			<b>Total</b>
	<b>Governmental</b>	<b>Business-type</b>	<b>Total</b>	<b>Total</b>
	<b>Activities</b>	<b>Activities</b>	<b>2012</b>	<b>2011</b>
<b>ASSETS</b>				
Current Assets:				
Cash and Cash Equivalents:				
Cash in Bank	\$ -	\$ 7,500.00	\$ 7,500.00	\$ 7,500.00
Cash in State Treasury	-	137,564,237.35	137,564,237.35	99,520,213.25
Restricted:				
Short Term Investments	-	176,624,623.50	176,624,623.50	204,627,627.85
Legislative Appropriations	1,640,575.55	-	1,640,575.55	759,831.05
Receivables from:				
Accounts	-	27,291,777.90	27,291,777.90	15,779,897.04
Other	-	320,839.00	320,839.00	287,407.24
Due from Other Agencies	-	573,118.44	573,118.44	-
Due from Other Funds	-	4,514.74	4,514.74	-
Consumable Inventories	-	730,706.13	730,706.13	567,387.23
Merchandise Inventories	-	12,423,422.59	12,423,422.59	8,032,026.96
Deferred Charges	-	1,544,425.97	1,544,425.97	-
<b>Total Current Assets</b>	<b>1,640,575.55</b>	<b>357,085,165.62</b>	<b>358,725,741.17</b>	<b>329,581,890.62</b>
Non-Current Assets:				
Restricted:				
Investments	-	897,131,038.79	897,131,038.79	979,559,263.60
Capital Assets:				
Furniture and Equipment	22,893.00	5,426,055.03	5,448,948.03	6,013,668.98
Less accumulated depreciation	(22,893.00)	(4,951,358.86)	(4,974,251.86)	(5,531,807.13)
Vehicles, Boats, and Aircraft	-	32,706.57	32,706.57	32,706.57
Less accumulated depreciation	-	(32,706.57)	(32,706.57)	(32,706.57)
Computer Software	-	69,837.23	69,837.23	69,837.23
Less accumulated amortization	-	(62,845.60)	(62,845.60)	(56,037.40)
<b>Total Non-Current Assets</b>	<b>-</b>	<b>897,612,726.59</b>	<b>897,612,726.59</b>	<b>980,054,925.28</b>
<b>Total Assets</b>	<b>\$ 1,640,575.55</b>	<b>\$ 1,254,697,892.21</b>	<b>\$ 1,256,338,467.76</b>	<b>\$ 1,309,636,815.90</b>
<b>LIABILITIES</b>				
Current Liabilities:				
Payables from:				
Accounts	\$ 15,624.70	\$ 13,500,464.10	\$ 13,516,088.80	\$ 13,263,854.25
Vouchers	-	11,166,207.76	11,166,207.76	10,457,485.79
Payroll	262,664.02	1,915,620.71	2,178,284.73	2,070,067.75
Annuities	-	12,892,088.69	12,892,088.69	12,687,168.76
Other	30,229.20	1,053,094.73	1,083,323.93	1,481,854.60
Due to Other Agencies	-	4,095,294.73	4,095,294.73	1,559,648.79
Due to Other Funds	2,787.33	-	2,787.33	-
Employees' Compensable Leave	107,124.28	1,241,740.99	1,348,865.27	1,393,224.30
Payable From Restricted Assets	-	289,166,251.36	289,166,251.36	273,200,824.50
<b>Total Current Liabilities</b>	<b>418,429.53</b>	<b>335,030,763.07</b>	<b>335,449,192.60</b>	<b>316,114,128.74</b>
Non-Current Liabilities:				
Employees' Compensable Leave	72,878.30	915,156.54	988,034.84	1,131,656.01
Payable From Restricted Assets	-	769,627,305.80	769,627,305.80	874,222,121.21
<b>Total Non-Current Liabilities</b>	<b>72,878.30</b>	<b>770,542,462.34</b>	<b>770,615,340.64</b>	<b>875,353,777.22</b>
<b>Total Liabilities</b>	<b>491,307.83</b>	<b>1,105,573,225.41</b>	<b>1,106,064,533.24</b>	<b>1,191,467,905.96</b>
<b>NET ASSETS</b>				
Invested in Capital Assets	-	481,687.80	481,687.80	495,661.68
Expendable restricted for:				
Pooled Bond Fund	-	5,000,000.00	5,000,000.00	5,000,000.00
Unrestricted	1,149,267.72	143,642,979.00	144,792,246.72	112,673,248.26
<b>Total Net Assets</b>	<b>\$ 1,149,267.72</b>	<b>\$ 149,124,666.80</b>	<b>\$ 150,273,934.52</b>	<b>\$ 118,168,909.94</b>
<b>Total Liabilities and Net Assets</b>	<b>\$ 1,640,575.55</b>	<b>\$ 1,254,697,892.21</b>	<b>\$ 1,256,338,467.76</b>	<b>\$ 1,309,636,815.90</b>

The accompanying notes to the financial statements are an integral part of this statement.

**Texas Lottery Commission**  
**Government-wide Statement of Activities**  
**For the Fiscal Year Ended August 31, 2012**  
**With Summarized Comparative Totals for the Year Ended August 31, 2011**

<b><u>Functions/Programs</u></b>	<b><u>Expenses</u></b>	<b><u>Program Revenues</u></b>	
		<b><u>Charges for Services</u></b>	<b><u>Operating Grants and Contributions</u></b>
<b>Primary government:</b>			
Governmental Activities:			
Bingo Prize Fee Collections and Accounting	\$ 13,128,735.19	\$ 12,859,332.16	\$ -
Bingo Licensing	1,098,270.84	29,325.00	-
Bingo Law Compliance Field Operations	1,369,388.27	8,000.00	-
Bingo Education and Development	180,447.55	1,252.61	-
Total governmental activities	<u>15,776,841.85</u>	<u>12,897,909.77</u>	<u>-</u>
Business-type activities:			
Lottery Operations	3,003,257,903.15	4,191,594,083.88	-
Marketing, Research, and Promotion	3,455,694.14	-	-
Central Administration	19,837,595.42	571,235.89	-
Enforcement	1,391,507.09	-	-
Intergovernmental	1,155,523,040.09	-	-
Lottery Prize Investments	-	22,440,524.98	-
Total business-type activities	<u>4,183,465,739.89</u>	<u>4,214,605,844.75</u>	<u>-</u>
Total primary government	<u><u>\$ 4,199,242,581.74</u></u>	<u><u>\$ 4,227,503,754.52</u></u>	<u><u>\$ -</u></u>

<b>Functions/Programs</b>	<b>Net (Expense) Revenue and Changes in Net Assets</b>			
	<b>Primary Government</b>			<b>Total 2011</b>
	<b>Governmental Activities</b>	<b>Business-type Activities</b>	<b>Total 2012</b>	
<b>Primary government:</b>				
Governmental Activities:				
Bingo Prize Fee Collections and Accounting	\$ (269,403.03)	\$ -	\$ (269,403.03)	\$ (409,328.60)
Bingo Licensing	(1,068,945.84)	-	(1,068,945.84)	(965,711.06)
Bingo Law Compliance Field Operations	(1,361,388.27)	-	(1,361,388.27)	(1,450,442.75)
Bingo Education and Development	(179,194.94)	-	(179,194.94)	(180,995.84)
Total governmental activities	<u>(2,878,932.08)</u>	<u>-</u>	<u>(2,878,932.08)</u>	<u>(3,006,478.25)</u>
Business-type activities:				
Lottery Operations	-	1,188,336,180.73	1,188,336,180.73	1,053,904,495.28
Marketing, Research, and Promotion	-	(3,455,694.14)	(3,455,694.14)	(4,506,223.22)
Central Administration	-	(19,266,359.53)	(19,266,359.53)	(18,869,079.27)
Enforcement	-	(1,391,507.09)	(1,391,507.09)	(1,421,172.16)
Intergovernmental	-	(1,155,523,040.09)	(1,155,523,040.09)	(1,023,782,895.06)
Lottery Prize Investments	-	22,440,524.98	22,440,524.98	594,832.94
Total business-type activities	<u>-</u>	<u>31,140,104.86</u>	<u>31,140,104.86</u>	<u>5,919,958.51</u>
Total primary government	<u>\$ (2,878,932.08)</u>	<u>\$ 31,140,104.86</u>	<u>\$ 28,261,172.78</u>	<u>\$ 2,913,480.26</u>
General Revenues - detailed				
Legislative appropriations	<u>\$ 3,843,851.80</u>	<u>\$ -</u>	<u>\$ 3,843,851.80</u>	<u>\$ 3,082,367.40</u>
Change in net assets	964,919.72	31,140,104.86	32,105,024.58	5,995,847.66
Net Assets, Beginning of Year	<u>184,348.00</u>	<u>117,984,561.94</u>	<u>118,168,909.94</u>	<u>112,173,062.28</u>
Net Assets, End of Year	<u>\$ 1,149,267.72</u>	<u>\$ 149,124,666.80</u>	<u>\$ 150,273,934.52</u>	<u>\$ 118,168,909.94</u>

The accompanying notes to the financial statements are an integral part of this statement.

**Texas Lottery Commission**  
**Balance Sheet – Governmental Fund**  
**August 31, 2012**  
**With Summarized Comparative Totals for August 31, 2011**

	<b>General Fund</b>	<b>Total Governmental Fund</b>	
		<b>2012</b>	<b>2011</b>
<b>ASSETS</b>			
Current Assets:			
Legislative Appropriations	\$ 1,640,575.55	\$ 1,640,575.55	\$ 759,831.05
Total Current Assets	<u>1,640,575.55</u>	<u>1,640,575.55</u>	<u>759,831.05</u>
Total Assets	<u><u>\$ 1,640,575.55</u></u>	<u><u>\$ 1,640,575.55</u></u>	<u><u>\$ 759,831.05</u></u>
<b>LIABILITIES AND FUND BALANCES</b>			
Liabilities:			
Current Liabilities:			
Payables From:			
Accounts	\$ 15,624.70	\$ 15,624.70	\$ 25,426.71
Payroll	262,664.02	262,664.02	227,561.63
Other	30,229.20	30,229.20	30,229.20
Due To Other Funds	2,787.33	2,787.33	-
Total Current Liabilities	<u>311,305.25</u>	<u>311,305.25</u>	<u>283,217.54</u>
Total Liabilities	<u><u>311,305.25</u></u>	<u><u>311,305.25</u></u>	<u><u>283,217.54</u></u>
<b>FUND FINANCIAL STATEMENT-FUND BALANCES</b>			
Fund Balances:			
Unassigned	<u>1,329,270.30</u>	<u>1,329,270.30</u>	<u>476,613.51</u>
Total Fund Balances	<u>1,329,270.30</u>	<u>1,329,270.30</u>	<u>476,613.51</u>
Total Liabilities and Fund Balances	<u><u>\$ 1,640,575.55</u></u>	<u><u>\$ 1,640,575.55</u></u>	<u><u>\$ 759,831.05</u></u>

The accompanying notes to the financial statements are an integral part of this statement.



**Texas Lottery Commission**  
**Reconciliation of Total Governmental Fund Balance**  
**to Net Assets of Governmental Activities**  
**August 31, 2012**

<b>Total Governmental Fund Balance</b>	<b>\$ 1,329,270.30</b>
--	------------------------

Amounts reported for governmental activities in the statement  
of net assets are different because:

Capital assets used in governmental activities are not  
financial resources and therefore are not reported  
in the fund. These assets consist of:

Furniture and equipment	22,893.00	
Accumulated depreciation	<u>(22,893.00)</u>	
Total Capital Assets		-

Some liabilities are not due and payable in the current  
period and therefore are not reported in the fund.  
Those liabilities consist of:

Employee compensable leave	<u>(180,002.58)</u>	
Total long-term liabilities		<u>(180,002.58)</u>

<b>Net Assets of Governmental Activities</b>	<b><u><u>\$ 1,149,267.72</u></u></b>
--	--------------------------------------

The accompanying notes to the financial statements are an integral part of this statement.

**Texas Lottery Commission**  
**Statement of Revenues, Expenditures and**  
**Changes in Fund Balance – Governmental Fund**  
**for the Fiscal Year Ended August 31, 2012**  
**With Summarized Comparative Totals for the Year Ended August 31, 2011**

	<u>General Fund</u>	<u>Total Governmental Fund</u>	
		<u>2012</u>	<u>2011</u>
<b>REVENUES</b>			
Legislative Appropriations:			
Original Appropriations	\$ 3,371,306.00	\$ 3,371,306.00	\$ 2,496,773.00
Additional Appropriations	472,545.80	472,545.80	585,594.40
Licenses, Fees and Permits	12,860,584.77	12,860,584.77	12,427,470.91
Other	37,325.00	37,325.00	47,441.30
Total Revenues	<u>16,741,761.57</u>	<u>16,741,761.57</u>	<u>15,557,279.61</u>
<b>EXPENDITURES</b>			
Current:			
Salaries and Wages	1,919,688.83	1,919,688.83	2,174,870.71
Payroll Related Costs	486,639.50	486,639.50	567,974.55
Professional Fees and Services	103,005.43	103,005.43	110,258.25
Travel	26,851.99	26,851.99	35,300.70
Materials and Supplies	17,264.89	17,264.89	18,590.67
Communication and Utilities	669.02	669.02	12,208.92
Repairs and Maintenance	2,432.62	2,432.62	2,802.00
Rentals and Leases	14,022.05	14,022.05	16,837.48
Claims and Judgments	-	-	30,229.20
Other Expenditures	12,766.69	12,766.69	12,319.46
Appropriations Lapsed	422,544.39	422,544.39	-
Intergovernmental Payments	12,883,219.37	12,883,219.37	12,516,893.87
Total Expenditures	<u>15,889,104.78</u>	<u>15,889,104.78</u>	<u>15,498,285.81</u>
Excess of Revenues			
Over Expenditures	<u>852,656.79</u>	<u>852,656.79</u>	<u>58,993.80</u>
<b>FUND FINANCIAL STATEMENT-FUND BALANCE</b>			
Fund Balance, Beginning of Year	<u>476,613.51</u>	<u>476,613.51</u>	<u>417,619.71</u>
Fund Balance, End of Year	<u>\$ 1,329,270.30</u>	<u>\$ 1,329,270.30</u>	<u>\$ 476,613.51</u>

The accompanying notes to the financial statements are an integral part of this statement.

**Texas Lottery Commission**  
**Reconciliation of Changes in Fund Balance of Governmental Fund**  
**to Changes in Net Assets of Governmental Activities**  
**for the Fiscal Year Ended August 31, 2012**

<b>Net Change In Fund Balance Total - Governmental Fund</b>	\$ 852,656.79
---	---------------

Amounts reported for governmental activities in the statement of activities  
are different because:

Some items reported in the statement of activities do not require the use  
of current financial resources and therefore are not reported as  
expenditures in governmental funds. These activities consist of:

Decrease in compensable leave	112,262.93	
Total long-term liabilities		112,262.93

<b>Change in Net Assets of Governmental Activities</b>	\$ 964,919.72
--	---------------

The accompanying notes to the financial statements are an integral part of this statement.

This page intentionally left blank.

**Texas Lottery Commission**  
**Statement of Net Assets - Proprietary Fund**  
**August 31, 2012**  
**With Summarized Comparative Totals for August 31, 2011**

	<b>Enterprise</b>		
	<b>Lottery</b>	<b>Total Proprietary Fund</b>	
	<b>Fund</b>	<b>2012</b>	<b>2011</b>
<b>ASSETS</b>			
Current Assets:			
Cash and Cash Equivalents:			
Cash in Bank	\$ 7,500.00	\$ 7,500.00	\$ 7,500.00
Cash in State Treasury	137,564,237.35	137,564,237.35	99,520,213.25
Restricted:			
Short Term Investments	176,624,623.50	176,624,623.50	204,627,627.85
Receivables from:			
Accounts	27,291,777.90	27,291,777.90	15,779,897.04
Other	320,839.00	320,839.00	287,407.24
Due from Other Funds	4,514.74	4,514.74	-
Due From Other Agencies	573,118.44	573,118.44	-
Consumable Inventories	730,706.13	730,706.13	567,387.23
Merchandise Inventories	12,423,422.59	12,423,422.59	8,032,026.96
Deferred Charges	1,544,425.97	1,544,425.97	-
Total Current Assets	<u>357,085,165.62</u>	<u>357,085,165.62</u>	<u>328,822,059.57</u>
Non-Current Assets:			
Restricted:			
Investments	897,131,038.79	897,131,038.79	979,559,263.60
Capital Assets:			
Depreciable:			
Furniture and Equipment	5,426,055.03	5,426,055.03	5,970,042.04
Less accumulated depreciation	(4,951,358.86)	(4,951,358.86)	(5,488,180.19)
Vehicles, Boats, and Aircraft	32,706.57	32,706.57	32,706.57
Less accumulated depreciation	(32,706.57)	(32,706.57)	(32,706.57)
Computer Software	69,837.23	69,837.23	69,837.23
Less accumulated amortization	(62,845.60)	(62,845.60)	(56,037.40)
Total Non-Current Assets	<u>897,612,726.59</u>	<u>897,612,726.59</u>	<u>980,054,925.28</u>
<b>Total Assets</b>	<u>\$ 1,254,697,892.21</u>	<u>\$ 1,254,697,892.21</u>	<u>\$ 1,308,876,984.85</u>
<b>LIABILITIES</b>			
Current Liabilities:			
Payables from:			
Accounts	\$ 13,500,464.10	\$ 13,500,464.10	\$ 13,238,427.54
Vouchers	11,166,207.76	11,166,207.76	10,457,485.79
Payroll	1,915,620.71	1,915,620.71	1,842,506.12
Annuities	12,892,088.69	12,892,088.69	12,687,168.76
Other	1,053,094.73	1,053,094.73	1,451,625.40
Due to Other Agencies	4,095,294.73	4,095,294.73	1,559,648.79
Employees' Compensable Leave	1,241,740.99	1,241,740.99	1,241,231.40
Payable From Restricted Assets	289,166,251.36	289,166,251.36	273,200,824.50
Total Current Liabilities	<u>335,030,763.07</u>	<u>335,030,763.07</u>	<u>315,678,918.30</u>
Non-Current Liabilities:			
Employees' Compensable Leave	915,156.54	915,156.54	991,383.40
Payable From Restricted Assets	769,627,305.80	769,627,305.80	874,222,121.21
Total Non-Current Liabilities	<u>770,542,462.34</u>	<u>770,542,462.34</u>	<u>875,213,504.61</u>
<b>Total Liabilities</b>	<u>1,105,573,225.41</u>	<u>1,105,573,225.41</u>	<u>1,190,892,422.91</u>
<b>NET ASSETS</b>			
Invested in Capital Assets	481,687.80	481,687.80	495,661.68
Restricted for:			
Expendable:			
Restricted by Other:			
Pooled Bond Fund	5,000,000.00	5,000,000.00	5,000,000.00
Unrestricted	143,642,979.00	143,642,979.00	112,488,900.26
<b>Total Net Assets</b>	<u>149,124,666.80</u>	<u>149,124,666.80</u>	<u>117,984,561.94</u>
<b>Total Liabilities and Net Assets</b>	<u>\$ 1,254,697,892.21</u>	<u>\$ 1,254,697,892.21</u>	<u>\$ 1,308,876,984.85</u>

The accompanying notes to the financial statements are an integral part of this statement.

**Texas Lottery Commission**  
**Statement of Revenues, Expenses, and**  
**Changes in Net Assets - Proprietary Fund**  
**for the Fiscal Year Ended August 31, 2012**  
**With Summarized Comparative Totals for the Year Ended August 31, 2011**

	<u>Enterprise</u>	<u>Total Proprietary Fund</u>	
	<u>Lottery</u>	<u>2012</u>	<u>2011</u>
	<u>Fund</u>		
<b>OPERATING REVENUES:</b>			
Sales of Goods and Services:			
Lottery Proceeds:			
Ticket Sales	\$ 4,190,815,913.00	\$ 4,190,815,913.00	\$ 3,811,270,134.50
Lottery License Application Fees	295,525.00	295,525.00	301,026.50
Lottery Security Proceeds	64,825.00	64,825.00	54,750.00
Interest and Investment Income	5,403.12	5,403.12	-
Other Operating Revenues	982,409.65	982,409.65	1,279,695.31
Total Operating Revenues	<u>4,192,164,075.77</u>	<u>4,192,164,075.77</u>	<u>3,812,905,606.31</u>
<b>OPERATING EXPENSES:</b>			
Salaries and Wages	17,424,827.78	17,424,827.78	17,581,726.58
Payroll Related Costs	4,402,270.44	4,402,270.44	4,503,869.89
Professional Fees and Services	4,416,301.49	4,416,301.49	4,642,395.54
Travel	278,192.14	278,192.14	301,993.33
Materials and Supplies	1,726,181.15	1,726,181.15	1,593,689.00
Communication and Utilities	603,948.07	603,948.07	710,817.42
Repairs and Maintenance	422,612.33	422,612.33	443,696.87
Rentals and Leases	4,451,727.53	4,451,727.53	4,306,024.14
Printing and Reproduction	11,380,385.80	11,380,385.80	13,628,572.57
Depreciation and Amortization	215,718.13	215,718.13	282,685.43
Bad Debt Expense	434,831.22	434,831.22	317,377.81
Interest	311.90	311.90	1,466.80
Lottery Prizes	2,632,624,265.89	2,632,624,265.89	2,387,243,784.67
Retailer Commissions	209,816,327.67	209,816,327.67	190,808,232.29
Retailer Bonuses	16,061,582.65	16,061,582.65	21,424,731.12
Other Operating Expenses:			
Lottery Operator Fees	87,703,047.51	87,703,047.51	99,547,169.44
Advertising	33,275,341.27	33,275,341.27	31,792,791.38
Other	2,704,826.83	2,704,826.83	4,666,686.64
Intergovernmental Payments	1,155,523,040.09	1,155,523,040.09	1,023,782,895.06
Total Operating Expenses	<u>4,183,465,739.89</u>	<u>4,183,465,739.89</u>	<u>3,807,580,605.98</u>
Operating Income	<u>8,698,335.88</u>	<u>8,698,335.88</u>	<u>5,325,000.33</u>
<b>NONOPERATING REVENUES:</b>			
Investment Income	1,244.00	1,244.00	125.24
Net Increase Fair Value	22,440,524.98	22,440,524.98	594,832.94
Total Nonoperating Revenues	<u>22,441,768.98</u>	<u>22,441,768.98</u>	<u>594,958.18</u>

**Texas Lottery Commission**  
**Statement of Revenues, Expenses, and**  
**Changes in Net Assets - Proprietary Fund**  
**for the Fiscal Year Ended August 31, 2012**  
**With Summarized Comparative Totals for the Year Ended August 31, 2011**

**OPERATING EXPENSES:**

	<u>Enterprise</u>	<u>Total Proprietary Fund</u>	
	<u>Lottery</u>	<u>2012</u>	<u>2011</u>
	<u>Fund</u>		
Change in Net Assets	31,140,104.86	31,140,104.86	5,919,958.51
Total Net Assets, Beginning of Year	117,984,561.94	117,984,561.94	112,064,603.43
Total Net Assets, End of Year	149,124,666.80	149,124,666.80	117,984,561.94

The accompanying notes to the financial statements are an integral part of this statement.



**Texas Lottery Commission**  
**Statement of Cash Flows - Proprietary Fund**  
**For the Fiscal Year Ended August 31, 2012**  
**With Summarized Comparative Totals for the Year Ended August 31, 2011**

	<b>Enterprise Lottery Fund</b>	<b>Total Proprietary Fund</b>	
		<b>2012</b>	<b>2011</b>
<b>CASH FLOWS FROM OPERATING ACTIVITIES</b>			
Receipts from Customers	\$ 4,180,179,417.19	\$ 4,180,179,417.19	\$ 3,838,225,058.69
Payments to Suppliers for Goods and Services	(377,969,168.31)	(377,969,168.31)	(372,195,727.18)
Payments to Employees	(21,829,700.90)	(21,829,700.90)	(22,020,844.65)
Payments for Other Expenses	(3,748,806,962.36)	(3,748,806,962.36)	(3,407,126,346.11)
Net Cash Provided by Operating Activities	<u>31,573,585.62</u>	<u>31,573,585.62</u>	<u>36,882,140.75</u>
<b>CASH FLOWS FROM NON-CAPITAL FINANCING ACTIVITIES</b>			
Payments for Other Uses	(191,601,000.00)	(191,601,000.00)	(187,799,000.00)
Proceeds from Other Financing	26,144,000.00	26,144,000.00	72,862,000.00
Net Cash Used in Noncapital Financing Activities	<u>(165,457,000.00)</u>	<u>(165,457,000.00)</u>	<u>(114,937,000.00)</u>
<b>CASH FLOWS FROM CAPITAL AND RELATED FINANCING ACTIVITIES</b>			
Payments for Additions to Capital Assets	(201,744.25)	(201,744.25)	(70,873.00)
Net Cash Used in Capital and Related Financing Activities	<u>(201,744.25)</u>	<u>(201,744.25)</u>	<u>(70,873.00)</u>
<b>CASH FLOWS FROM INVESTING ACTIVITIES</b>			
Proceeds from Sales of Investments	191,601,000.00	191,601,000.00	187,799,000.00
Proceeds from Interest and Investment Income	1,244.00	1,244.00	125.24
Payments to Acquire Investments	(19,473,061.27)	(19,473,061.27)	(67,414,357.34)
Net Cash Provided by Investing Activities	<u>172,129,182.73</u>	<u>172,129,182.73</u>	<u>120,384,767.90</u>
Net Increase in Cash and Cash Equivalents	38,044,024.10	38,044,024.10	42,259,035.65
Cash and Cash Equivalents, Beginning of Year	<u>99,527,713.25</u>	<u>99,527,713.25</u>	<u>57,268,677.60</u>
Cash and Cash Equivalents, End of Year	<u><u>\$ 137,571,737.35</u></u>	<u><u>\$ 137,571,737.35</u></u>	<u><u>\$ 99,527,713.25</u></u>

**Texas Lottery Commission**  
**Statement of Cash Flows - Proprietary Fund**  
**For the Fiscal Year Ended August 31, 2012**  
**With Summarized Comparative Totals for the Year Ended August 31, 2011**

	<b>Enterprise</b>	<b>Total Proprietary Fund</b>	
	<b>Lottery</b>	<b>2012</b>	<b>2011</b>
	<b>Fund</b>		
<b>Reconciliation of Operating Income to Net Cash Provided by Operating Activities</b>			
<b>Operating Income</b>	\$ 8,698,335.88	\$ 8,698,335.88	\$ 5,325,000.33
<b>Adjustments to Reconcile Operating Income Net Cash Provided by Operating Activities</b>			
Amortization and Depreciation	215,718.13	215,718.13	282,685.43
Bad Debt Expense	434,831.22	434,831.22	317,377.81
Operating Income and Cash Flow Categories:			
Changes in Assets and Liabilities:			
(Increase) Decrease in Receivables	(11,984,658.58)	(11,984,658.58)	25,319,452.38
(Increase) Decrease in Inventories	(4,554,714.53)	(4,554,714.53)	970,382.90
(Increase) Decrease in Deferred Charges	(1,544,425.97)	(1,544,425.97)	1,141,194.52
Increase (Decrease) in Payables	40,308,499.47	40,308,499.47	3,526,047.38
Total Adjustments	<u>22,875,249.74</u>	<u>22,875,249.74</u>	<u>31,557,140.42</u>
<b>Net Cash Provided by Operating Activities</b>	<u>\$ 31,573,585.62</u>	<u>\$ 31,573,585.62</u>	<u>\$ 36,882,140.75</u>
<b>Non Cash Transactions</b>			
Net Increase in Fair Value of Investments		22,440,524.98	594,832.94

The accompanying notes to the financial statements are an integral part of this statement.

This page intentionally left blank.

**Texas Lottery Commission**  
**Statement of Fiduciary Assets and Liabilities - Fiduciary Funds**  
**August 31, 2012**  
**With Summarized Comparative Totals for August 31, 2011**

		<b>Total</b>	
	<b>Agency Funds</b>	<b>2012</b>	<b>2011</b>
<b>ASSETS</b>			
Current Assets:			
Cash and Cash Equivalents:			
Cash in State Treasury	\$ 9,965.52	\$ 9,965.52	\$ 37,630.10
Receivable:			
Due From Other Funds	2,787.33	2,787.33	-
Other Current Assets	1,018,000.00	1,018,000.00	1,028,000.00
Total Assets	<u>\$ 1,030,752.85</u>	<u>\$ 1,030,752.85</u>	<u>\$ 1,065,630.10</u>
<b>LIABILITIES</b>			
Current Liabilities -			
Payable:			
Due To Other Funds	\$ 4,514.74	\$ 4,514.74	\$ -
Funds Held for Others	1,026,238.11	1,026,238.11	1,065,630.10
Total Liabilities	<u>\$ 1,030,752.85</u>	<u>\$ 1,030,752.85</u>	<u>\$ 1,065,630.10</u>

The accompanying notes to the financial statements are an integral part of this statement.

This page intentionally left blank.

# TEXAS LOTTERY COMMISSION

---

## NOTES TO THE BASIC FINANCIAL STATEMENTS

This page intentionally left blank.

# **TEXAS LOTTERY COMMISSION**

## **Notes to the Basic Financial Statements**

**For The Year Ended August 31, 2012**

<b><i>NOTE 1: Summary of Significant Accounting Policies</i></b>
--

### **Entity**

The Texas Lottery Commission (the “Commission”) is an agency of the state of Texas and its financial records comply with state statutes and regulations. This includes compliance with the Texas Comptroller of Public Accounts’ Reporting Requirements for State Agencies.

The Commission serves the state by operating lottery games. The Texas Lottery was created on August 12, 1991, with the enactment of House Bill No. 54, as a division of the Office of the Comptroller of Public Accounts. The Texas Lottery was approved by the voters of Texas in a general election on November 7, 1991, and commenced operations on November 20, 1991. The Commission was formed by state lawmakers during the 1993 legislative session and became effective September 1, 1993. On November 9, 1993, the Governor of the state of Texas announced the appointment of three commissioners. The commissioners appoint the executive director, the Charitable Bingo Operations director and the Internal Audit director.

Effective April 1, 1994, House Bill No. 2771 transferred Bingo operations from the Texas Alcoholic Beverage Commission to the Commission. The Charitable Bingo Operations Division of the Commission collects fees and regulates the operations of charitable bingo in the state of Texas. Fees collected are allocated to cities and counties with the balance deposited in the General Revenue Fund.

The Commission includes within this report all components as determined by an analysis of their relationship to the Commission. No component units have been identified as defined by Governmental Accounting Standards Board (GASB) Statement No. 14, which would have been blended or presented by discrete columns into an appropriate fund.

### **BASIS OF PRESENTATION**

The accompanying financial statements of the Commission have been prepared to conform with Generally Accepted Accounting Principles (GAAP) as prescribed by the GASB.

### **FINANCIAL REPORTING STRUCTURE**

The basic financial statements include both government-wide (based on the Commission as a whole) and fund financial statements. Both the government-wide and fund financial statements categorize primary activities as either governmental or business-type. The prior year summarized comparative totals column does not include sufficient detail to constitute a presentation in conformity with accounting principles generally accepted in the United States of America. Accordingly, such information should be read in conjunction with the Commission’s financial statements for the year ended August 31, 2011, from which the summarized information was derived.



## **Government-wide Financial Statements**

The government-wide financial statements (Statement of Net Assets and Statement of Activities) display information about the Commission as a whole, except for its fiduciary activities. These statements include separate columns for the governmental and business-type activities of the Commission. Eliminating adjustments have been made in the Statement of Activities so that certain allocated expenses are recorded only once (by the function to which they were allocated).

The focus of the government-wide statements is on the sustainability of the Commission as an entity and the change in aggregate financial position resulting from the activities of the fiscal period.

In the government-wide Statement of Net Assets, both the governmental and business-type activities columns are presented on a consolidated basis by column, and are reflected on a full accrual, economic resource basis, which incorporates long-term assets and receivables as well as long-term debt and obligations.

The government-wide Statement of Activities reflects both the gross and net cost per functional category (Bingo Operations, Bingo Education, etc.), which are otherwise supported by general government revenues (General Appropriations). The Statement of Activities reduces gross expenses, including depreciation, by related program revenues, operating and capital grants, if any. Depreciation expense and other related payroll costs for both the business-type activities and governmental activities are allocated to functional categories based on full time equivalent units of number of employees. The program revenues must be directly associated with the function, or with a business-type activity. The operating grants column includes operating-specific and discretionary (either operating or capital) grants, while the capital grants column reflects capital-specific grants. The Commission does not use capital grants to finance any of its operations.

Program revenues include charges for services, special assessments, and payments made by external third parties if that money is restricted to a particular program. Internally dedicated resources are reported as general revenues rather than program revenues. Program revenues are netted within program expenses in the statement of activities to present the net cost of each program.

The net costs (program expenses less program revenues) of all activities are covered by general revenues.

Amounts paid to acquire capital assets are capitalized as assets in the government-wide financial statements, rather than reported as expenditures. Proceeds of long-term debt are recorded as liabilities in the government-wide financial statements, rather than as other financing sources. Amounts paid to reduce long-term indebtedness of the reporting government are reported as reductions of the related liabilities, rather than as expenditures.

The Commission's fiduciary funds are presented in the fund financial statements by type (pension, private-purpose, and agency). Since the assets are held for the benefit of others and cannot be used to address activities or obligations of the government, the funds are not incorporated into the government-wide statements.

## **Fund Structure**

The accompanying financial statements are presented on the basis of funds, each of which is considered a separate accounting entity. The Fund Types used to account for the operations of the Commission include the General Fund, Enterprise Funds, and Agency Funds.

## ***Governmental Fund Types***

### **General Revenue Fund**

The General Revenue Fund (Fund 0001) is used to account for all financial resources of the state except those required to be accounted for in another fund. The General Revenue Fund is used to account for the Charitable Bingo Operations, including allocation of Bingo Prize Fees.

## ***Proprietary Fund Types***

### **Enterprise Funds**

Enterprise funds account for any activity for which a fee is charged to external users for goods or services. Activities must be reported as enterprise funds if any one of the following criteria is met:

1. The activity is financed with debt that is secured solely by a pledge of the net revenues from fees and charges of the activity.
2. Laws or regulations require that the activity's costs of providing services, including capital costs (such as depreciation or debt service), be recovered with fees and charges.
3. The pricing policies of the activity establish fees and charges designed to recover its costs, including capital costs.

The Commission accounts for its proprietary activities in separate funds, as discussed below:

GR Dedicated – Lottery Fund – Enterprise (06) Appd Fund, D23 Fund 5025 (5025) - This fund is used to record all transactions related to the operation of the Texas Lottery.

Lotto Prize Trust Fund – Enterprise (06) Appd Fund, D23 Fund 0895 (0895) - This fund is used to account for investments purchased by the Commission to meet future installment obligations to prize winners.

## ***Fiduciary Fund Types***

### **Agency Funds**

The Commission uses agency funds to account for assets the government holds on behalf of others in a purely custodial capacity. Agency funds involve only the receipt, temporary investment, and remittance of fiduciary resources to individuals, private organizations, or other governments.

The funds established by the Commission to account for such transactions are described below:

Child Support Employee Deduct (8070) – This fund receives child support deductions from employee payrolls prior to the ultimate disposition of funds to the Office of the Attorney General.

Suspense Fund (0900) - This fund is used to hold money prior to the ultimate disposition of the funds to other governmental entities or the General Revenue Fund.

Warrant Hold Offset (9016) – This fund is used to account for monies collected on behalf of the Commission for debts owed to the Commission.

Correction Account – Direct Deposit (0980) – This fund is used to hold money prior to the ultimate disposition of funds to vendors, employees, and other governmental entities, or other funds.

Bingo Cash Bonds (1002) – This fund is used to accumulate security funds for tax on gross rentals or the fee on prizes imposed under Chapter 2001, Section 514, Texas Occupation Code.

Lottery Retailer Security Fund (1003) – This fund is used to account for funds, provided by retailers that do not meet certain credit criteria during the licensing process, which are held as financial security to protect the state in the event the retailer is unable to settle its debt to the Commission during the collections process. The securities are typically in the form of a Certificate of Deposit, maintained at a bank and assigned to the Texas Lottery Commission.

Unappropriated Receipts (1981) – This fund is used to account for monies collected by the Commission for which it has no appropriation authority to spend.

### ***Fund Financial Statements***

The fund financial statements are similar to the financial statements presented in the previous model. The emphasis is on the major funds in either governmental or business-type categories. Due to the number of funds used by the Commission to account for its activities, management has decided to present all funds as major funds. Therefore, non-major funds will not be presented in the fund financial statements.

The major governmental funds in the fund financial statements are presented on a current financial resource and modified accrual basis of accounting. This presentation is deemed most appropriate to demonstrate (a) compliance with legal and covenant requirements; (b) the source and use of financial resources; and (c) how the Commission's actual experience conforms to the budget. Since the governmental fund statements are presented using a different measurement focus and basis of accounting than the government-wide statements' governmental column, a reconciliation is presented which explains the adjustments required to restate the fund-based financial statements to the governmental activities column in the government-wide financial statements. The fund financial statements are presented after the government-wide financial statements.

The Commission uses funds to report its financial position and the results of its operations. Fund accounting is designed to demonstrate legal compliance and to aid financial management by segregating transactions related to certain government functions or activities. A fund is a separate accounting entity with a self-balancing set of accounts.

## **BASIS OF ACCOUNTING, MEASUREMENT FOCUS AND FUND FINANCIAL STATEMENT PRESENTATION**

The basis of accounting determines when revenues and expenditures or expenses are recognized in the accounts reported in the financial statements. The accounting and financial reporting treatment applied to a fund is determined by its measurement focus.

The governmental fund types that build the fund financial statements are accounted for using the modified accrual method basis of accounting. Under modified accrual accounting, revenues are recognized in the period in which they become both measurable and available to finance operations of the fiscal year or liquidate liabilities existing at fiscal year-end. The Commission considers receivables collected within sixty days after year-end to be available and recognizes them as revenues of the current year for Fund Financial Statements prepared on the modified accrual basis. Expenditures and other uses of financial resources are recognized when their related liability is incurred.

The governmental fund types included in the Statement of Net Assets and Statement of Activities are accounted for using the accrual basis of accounting. Under accrual accounting, revenues are recognized when earned and expenses are recognized at the time liabilities are incurred.

The proprietary funds are accounted for using the accrual basis of accounting. Under the accrual basis of accounting, revenues are recognized when earned and expenses are recognized at the time liabilities are incurred. As required under GASB Statement No. 20 (GASB 20), *Accounting and Financial Reporting for Proprietary Funds and Other Governmental Entities That Use Proprietary Fund Accounting*, the Commission will continue to apply all applicable GASB pronouncements, as well as the Financial Accounting Standards Board (FASB) Statements and Interpretations, the Accounting Principles Board (APB) Opinions, and Accounting Research Bulletins (ARBS) issued on or before November 30, 1989, that do not conflict with or contradict GASB pronouncements. The Commission has elected under GASB 20 to not apply FASB pronouncements issued after November 30, 1989, due to the governmental nature of the Commission's operations.

Proprietary funds distinguish operating from non-operating items. Operating revenues and expenses result from providing services or producing and delivering goods in connection with the proprietary funds' principal ongoing operations. Operating expenses for the enterprise funds include the cost of sales and services, administrative expenses, and depreciation on capital assets. Revenues and expenses not meeting this definition are reported as non-operating revenues and expenses.

Fiduciary funds are reported using the economic resources measurement focus.

## **Budgets and Budgetary Accounting**

The budget is prepared biennially and represents appropriations authorized by the legislature and approved by the Governor (the General Appropriations Act).

Unencumbered appropriations are generally subject to lapse 60 days after the end of the fiscal year for which they were appropriated.

## **Assets, Liabilities, and Fund Balances/Net Assets**

### ***ASSETS***

#### Cash and Cash Equivalents

For the purpose of the statements of cash flows, the Commission considers cash and cash equivalents to be cash in bank and cash held in State Treasury.

#### Allocation of Income

Revenues from instant and draw lottery ticket sales and fees, net of retailer commissions and direct retailer prize payments, are deposited directly into an account in the Enterprise Fund (5025). From this account, prize payment reimbursements are made to a separate local bank account ("Lottery Prize Payment Account") to provide for prize payments. The Commission retains 12 percent of gross lottery revenues, subject to appropriation limitation, accruing from the sales of tickets for the payment of costs incurred in the operation and administration of the lottery operations, including not less than 5 percent for retailer commissions.

During fiscal year 2013, net proceeds from sales will continue to be transferred to the Foundation School Fund and the Texas Veterans Commission. Obligated amounts in the Lottery operations account at August 31, 2012 are included as Cash in State Treasury on the Lottery's balance sheet because the use of such funds is necessary to cover the Lottery's expenditures and prize payment obligations.

Accrued transfers in the amount of \$4,095,294.73 are recorded as "Due to Other Agencies" as of August 31, 2012. \$15,741.06 is due to the Texas Veterans Commission (Fund 0030) for August sales, and the balance is due to the Foundation School Fund (Fund 0193) for August sales.

### Investments

Investments are stated at fair value in accordance with GASB Statement No. 31 – *Accounting and Financial Reporting for Certain Investments and for External Investment Pools*. Investments are purchased to meet future installment payments to prize winners. The investments are shown at fair value and the related payable is reported at amortized cost. The net unrealized gain (loss) on investment securities, which is the difference between the fair value and the amortized cost, is reflected as Unrestricted-Net Assets in the "Statement of Net Assets-Proprietary Funds".

### Restricted Assets

Restricted Assets include monies or other resources restricted by legal or contractual requirements. These assets include proceeds held in a repurchase agreement for payment of lottery prizes and investments held by a third party to satisfy future lotto prizes.

### Inventories

Inventories consist of instant game tickets on hand at year-end (held for sale) and consumable inventories. The instant ticket inventory, recorded as Merchandise Inventory, is carried at cost, as determined by the weighted average method. The consumable inventory is valued at cost, generally utilizing the last-in, first-out method. The consumption method of accounting is used to account for the inventories that appear in the proprietary fund types. The cost of these items is expensed when the items are consumed.

### Capital Assets

Assets with an initial individual cost equal to or greater than \$5,000.00 and an estimated useful life in excess of one year are capitalized. These assets are capitalized at cost or, if not purchased, at appraised fair value as of the date of acquisition. Purchases of assets by governmental funds are reported as expenditures. Depreciation is reported on all "exhaustible" assets. Assets are depreciated over the estimated useful lives of the assets using the straight-line method.

All capital assets acquired by proprietary funds are reported at cost or estimated historical cost, if actual historical cost is not available. Donated assets are reported at fair value on the donation date. Depreciation is charged to operations over the estimated useful life of each asset, using the straight-line method.

### Accounts Receivable – Other

The balance in Accounts Receivable – Other consists of the following: (a) amounts owed to the Texas Lottery Commission by member states of the *Powerball* group on August 31, 2012 for their portion of *Power Play* expired fixed prizes in the amount of \$2,550.00; (b) amounts owed to the Texas Lottery Commission by member states of the *Mega Millions* group on August 31, 2012 for the portion of *Mega Millions* fixed prizes in the amount of \$59,064.00; and (c) amounts owed to the

Texas Lottery Commission from third parties for services performed on behalf of the Commission in the amount of \$259,225.00.

## ***LIABILITIES***

### **Accounts Payable**

Accounts Payable represents the liability for the value of assets or services received at the balance sheet date for which payment is pending.

### **Payroll Payable**

Payroll Payable represents the liability for salaries and related payroll costs earned by employees at the balance sheet date for which payment is pending.

### **Employees' Compensable Leave Balances**

GASB Statement No. 16, *Accounting for Compensated Absences*, establishes standards of accounting and reporting for compensated absences (vacation, unpaid overtime, and sick leave) by state and local governmental entities. GASB Statement No. 34 requires governments to report and disclose the portion of compensated absences that is due within one year of the statement date.

***Annual leave***, commonly referred to as vacation leave, and other compensated absences with similar characteristics, is accrued as a liability as the benefits are earned by the employee, if both the employee's right to receive compensation is attributable to services already rendered and it is probable that the employer will compensate the employee for the benefits through paid time off or some other means, such as cash payments at termination or retirement. Employees accrue vacation time at a rate of 8 to 21 hours per month depending on years of employment. The maximum number of hours that can be carried forward to the next fiscal year ranges from 180 hours to 532 hours based on years of service.

***Overtime***, under the federal Fair Labor Standards Act (FLSA) and state laws, can be accumulated in lieu of immediate payment as compensatory leave (at 1.5 hours x overtime hours worked), for non-exempt, non-emergency employees to a maximum of 240 hours. All overtime exceeding 240 hours must be paid with the next regular payroll. At termination or death, all overtime balances must be paid in full. Unpaid overtime is included in the calculation of current and non-current liabilities for each employee since it may be used like compensatory time or be paid to the employee.

***Compensatory leave*** is allowed for exempt employees not eligible for overtime pay. This leave is accumulated on an hour-for-hour basis and must be taken within one year from date earned or it lapses. There is no death or termination benefit for compensatory leave and it is non-transferable. Compensatory leave is reported as a current liability.

***Sick leave*** is accrued at a rate of 8 hours per month with no limit on the amount that can be carried forward to the next fiscal year. Accumulated sick leave is not paid at employee termination, although an employee's estate may be paid for one-half of the accumulated sick leave to a maximum of 336 hours. An employee who retires based on service or a disability is entitled to service credit in the retirement system for unused sick leave on the last day of employment. The maximum amount of the Commission's contingent obligation for sick leave has not been determined. However, the probability of a material impact on agency operations in any given fiscal year is considered remote.

### Liabilities Payable from Restricted Assets

*Lotto Texas*, *Mega Millions*, and *Powerball* jackpots are payable in a lump sum or in annual installments. Prior to February 1997, the *Lotto Texas* prizes were paid in twenty installments. Beginning in February 1997, the players were given a choice at the time of purchase of receiving either a lump sum payment or twenty-five annual installments. *Mega Millions* jackpot prizes are paid in twenty-six annual installments, unless the lump sum option is selected by the player. *Powerball* jackpot prizes are paid in thirty annual installments, unless the lump sum option is selected by the player. The first installment is processed on the day the prize is claimed. The subsequent installments are funded with United States Guaranteed Securities purchased by the Texas Treasury Safekeeping Trust Company on the Commission's behalf, as are the installment payments for Weekly Grand, Twice as Grand, Weekly Bonus, Top Prize \$500,000, Deal or No Deal, Monthly Bonus, Win for Life, Set for Life, and Super Set for Life.

The amortization of the discount of investments held for prizes payable is based on yields ranging from 0.001 percent to 7.32 percent and reflects interest rates earned by the investments held to fund the prizes payable. The prizes payable relating to annual installments consisted of the following at August 31, 2012:

		<b>2012</b>
Total Obligation	\$	1,198,150,000.00
Less – unamortized discount		<u>258,527,694.20</u>
Total carrying amount		939,622,305.80
Less – prizes payable within one year		<u>169,995,000.00</u>
Long-term prizes payable	\$	<u><u>769,627,305.80</u></u>

The aggregate amount of prizes payable due in each of the five fiscal years following August 31, 2012 and 2011, and the total thereafter are as follows:

<b>Aggregate Amount of Prizes Payable</b>			
<b>Business-Type Activities</b>			
	<b>Principal 2012</b>		<b>Principal 2011</b>
		2012 (Future Year 1)	\$ 191,601,000.00
2013 (Future Year 1)	\$ 169,995,000.00	2013 (Future Year 2)	168,619,000.00
2014 (Future Year 2)	137,825,000.00	2014 (Future Year 3)	136,449,000.00
2015 (Future Year 3)	108,744,000.00	2015 (Future Year 4)	107,368,000.00
2016 (Future Year 4)	81,259,000.00	2016 (Future Year 5)	79,883,000.00
2017 (Future Year 5)	68,577,000.00	2017-2021	331,919,000.00
2018-2022	327,916,000.00	2022-2026	207,566,000.00
2023-2027	182,260,000.00	2027-2031	100,224,000.00
2028-2032	98,624,000.00	2032-2036	39,978,000.00
2033-2036	<u>22,950,000.00</u>		
<b>Total Prizes Payable</b>	<u><u>\$ 1,198,150,000.00</u></u>		<u><u>\$ 1,363,607,000.00</u></u>

There were no prizes payable for the governmental activities as of August 31, 2012 and 2011.

### Unclaimed Prizes

In accordance with Subsection 466.408 of the State Lottery Act, the ticket holder forfeits prizes that remain unclaimed for 180 days after the drawing date or 180 days after the close of an instant game. During fiscal year 2012, the Commission transferred a total of \$51,743,501.78 in unclaimed lottery prize winnings on a quarterly basis to the following agencies: The Comptroller of Public Accounts received \$45,431,754.14 for credit to the General Revenue Fund, the Texas Veterans Commission received \$561,747.64 for credit to the Fund for Veterans Assistance, and the Department of State Health Services received \$5,750,000.00 for credit to the Multi-categorical Teaching Hospital Account.

## ***FUND BALANCE/NET ASSETS***

The difference between fund assets and liabilities is called “Net Assets” on the government-wide, proprietary and fiduciary fund statements, and the difference between fund assets and liabilities on the governmental fund statements is called “Fund Balances”.

### Fund Balance Components

Fund balance amounts for governmental funds are classified as nonspendable, restricted, committed, assigned or unassigned in the fund financial statements.

Nonspendable fund balance includes amounts not available to be spent because they are either (1) not in spendable form or (2) legally or contractually required to be maintained intact.

Restricted fund balance includes those resources that have constraints placed on their use through external parties or by law through constitutional provisions.

Committed fund balance can be used only for specific purposes pursuant to constraints imposed by a formal action of the Texas Legislature, the state’s highest level of decision making authority.

Assigned fund balance includes amounts constrained by the state’s intent to be used for specific purposes, but are neither restricted nor committed. Intent is expressed by (1) the Texas Legislature or (2) a body (for example, a budget or finance committee) or official to which the governing body has delegated the authority to assign amounts to be used for specific purposes.

Unassigned fund balance is the residual classification for the General Fund. This classification represents fund balance that was not assigned to other funds and was not restricted, committed or assigned to specific purposes within the General Fund.

### Invested In Capital Assets

Invested in capital assets consists of capital assets, net of accumulated depreciation and reduced by outstanding balances for bond, notes, and other debt that are attributed to the acquisition, construction, or improvement of those assets. No related debt was noted to affect net of debt. Net assets invested in capital assets at August 31, 2012, was \$481,687.80.



### Restricted Net Assets

Restricted net assets result when constraints placed on net asset use are either externally imposed by creditors, grantors, contributors, and the like, or imposed by law through constitutional provision or enabling legislation.

Restricted Net Assets in the Proprietary Fund consist of the following:

	<b>2012</b>
Reserved for Pooled Bond Fund	\$ 5,000,000.00

### Pooled Bond Fund

The Reserve for Pooled Bond Fund is established in accordance with the Texas Government Code, Chapter 466. Specifically, Texas Government Code, Section 466.156 authorizes the executive director of the Commission to establish a pooled bond fund from the collection of cash from each sales agent to be used to reimburse the state for losses to the state from the operation of the Commission's sales. As of August 31, 2012, the balance in the Pooled Bond Fund did not exceed the statutory cap of \$5 million.

### Unrestricted Net Assets

Unrestricted net assets consist of net assets which do not meet the definition of the two preceding categories. Unrestricted net assets often have constraints on resources, which are imposed by management, but can be removed or modified. Unrestricted net assets in the Proprietary Fund consist of the following:

	<b>2012</b>
Future Lottery Prizes	\$ 127,334,042.08
Unrestricted/Undesignated	\$ 16,308,936.92

### Future Lottery Prizes

The Reserve for Future Lottery Prizes is used to account for the investments in the Proprietary Fund (0895) and the difference between fair value and amortized cost.

### Unrestricted/Undesignated

This represents other balances at year-end, retained by the Commission for operational purposes.

## ***INTERAGENCY TRANSACTIONS AND BALANCES***

The Commission has the following types of transactions:

Intergovernmental Payments: Legally required payments that are reported when incurred by the Commission.

Payments to Foundation School Fund during fiscal year 2012 were as follows:

	<b>2012</b>
Cash payments	\$ 1,096,489,998.90
Accrued payments at beginning of fiscal year	(1,534,840.56)
Amount paid from current year revenue	1,094,955,158.34
Accrued payments at end of fiscal year	4,079,553.67
<b>Total Payments to Foundation School Fund</b>	<b>\$ 1,099,034,712.01</b>

Payments to the Texas Veterans Commission during fiscal year 2012 were as follows:

	<b>2012</b>
Cash payments	\$ 5,305,416.11
Accrued payments at beginning of fiscal year	(14,583.23)
Amount paid from current year revenue	5,290,832.88
Accrued payments at end of fiscal year	15,741.06
<b>Total Payments to Texas Veterans Commission</b>	<b>\$ 5,306,573.94</b>

Payments to the Department of State Health Services for credit to the Multicategorical Teaching Hospital Account for unclaimed prizes during fiscal year 2012 were as follows:

	<b>2012</b>
Cash payments	\$ 5,750,000.00
Accrued payments at beginning of fiscal year	0.00
Amount paid from current year revenue	5,750,000.00
Accrued payments at end of fiscal year	0.00
<b>Total Payments to Multicategorical Teaching Hospital</b>	<b>\$ 5,750,000.00</b>

Payments to the Comptroller of Public Accounts for credit to the General Revenue Fund for unclaimed prizes during fiscal year 2012 were as follows:

	<b>2012</b>
Cash payments	\$ 46,015,097.58
Accrued payments at beginning of fiscal year	(10,225.00)
Amount paid from current year revenue	46,004,872.58
Accrued receivables at end of fiscal year	(573,118.44)
<b>Total Payments to the Comptroller of Public Accounts – General Revenue</b>	<b>\$ 45,431,754.14</b>

## ***REVENUES AND EXPENSES***

### Operating and Non-operating Revenues or Expenses

Operating revenues are those derived directly from the operation of lottery activities. Revenues arising from transactions peripheral to lottery activities, gains and losses, investment income, and other contributions are treated as non-operating revenues.

Operating expenses are those costs that are either directly connected to the operation of lottery activities or necessary for the maintenance of the business enterprise. Expenses incurred for non-

operating properties or in the performance of activities not directly related to the basic business enterprise are categorized as non-operating.

#### Recognition of Revenue

Lottery revenues are primarily composed of revenues from instant and draw lottery ticket sales and retailer fees. Instant ticket sales are recognized as revenue when ticket packs are settled with retailers. Ticket packs are considered settled on the earlier of the date when 70 percent of the low-tier prizes in the pack are validated or 45 days after the pack is activated by the retailer. Draw ticket sales are recognized as revenue when tickets are purchased by lottery players. Revenues from retailer license and application fees are recorded when licenses are granted.

Lottery revenues are used for payments of prizes and to pay costs incurred in the operation and administration of the Lottery, such costs being limited to 12 percent of gross lottery revenues, subject to appropriation limitation, accruing from the sales of tickets, including not less than 5 percent for retailer commissions. Any funds not used for these purposes are transferred to the Foundation School Fund of the state of Texas at the end of each fiscal year.

#### Lottery Prizes

Prize expense for instant and draw games are estimated as a function of sales based on the predetermined prize structure for each game.

#### Retailer Commissions

Retailers receive a commission of not less than 5 percent based on total ticket sales.

#### Retailer Bonuses

The Commission provides retailers additional compensation in the form of Retailer Bonuses for selling high tier prizes. The following table identifies the games offering a bonus option and the amount of the bonus.

<b>Game</b>	<b>Bonus Structure</b>
Lotto Texas	1% bonus of advertised jackpot or jackpot based on sales (whichever is greater), capped at \$500,000; retailer bonus is pari-mutuel.
Texas Two Step	1% bonus of advertised jackpot, capped at \$10,000; retailer bonus is pari-mutuel.
Cash Five	1% of the top-prize winning ticket, no cap; retailer bonus is pari-mutuel.
Mega Millions	1% bonus of grand/jackpot portion won in Texas capped at \$1,000,000. Retailer bonus is pari-mutuel.
Powerball	1% bonus of grand/jackpot portion won in Texas capped at \$1,000,000. Retailer bonus is pari-mutuel.
Instant Games *	\$10,000 bonus on prize winning tickets of \$1,000,000 or higher

\* Not all games offer high tier prizes of \$1,000,000 or more.

Retailers can also earn additional compensation from participating in various retailer sales incentive programs based on meeting sales goals throughout the year.

#### Lottery Operator Fees

The lottery operator received a fee of 2.2099 percent for fiscal year 2012, based on the total lottery tickets sold, as defined in Attachment H of the contract for Lottery Operations and

Services, dated December 14, 2010. In addition to the operator, the Commission contracts for other goods and services in the ordinary course of business. Payments under such contracts are charged to expense as the goods and services are received.

### Use of Estimates

The preparation of financial statements in conformity with accounting principles generally accepted in the United States of America requires management to make estimates and assumptions that affect the reported amounts of assets and liabilities and disclosure of contingent assets and liabilities at the date of the financial statements and the reported amounts of revenues and expenses during the reporting period. Actual results could differ from those estimates.

## ***NOTE 2: Capital Assets***

Assets are capitalized at cost or, if not purchased, at appraised fair value as of the date of acquisition. Based on the requirements of GASB Statement No. 34, depreciation is reported on all exhaustible assets. All capital assets acquired by proprietary funds or trust funds are reported at cost or estimated historical cost, if actual historical cost is not available.

The following schedules present the composition of the Commission's capital assets, adjustments, reclassifications, additions, and deletions during fiscal year 2012. The reclassifications column shows completed construction projects and transfers of capital assets between agencies, if any. The additions column includes current year purchases and depreciation. The deletions column shows assets removed during a fiscal year.

A summary of changes in Capital Assets and useful lives for the year ended August 31, 2012 is presented below:

### **Fiscal Year 2012**

GOVERNMENTAL ACTIVITIES	PRIMARY GOVERNMENT							
	Balance 9/1/2011	Adjustments	Reclassifications			Additions	Deletions	Balance 8/31/2012
			Completed CIP	Increase Int'gy Trans	Decrease Int'gy Trans			
Depreciable Assets								
Furniture and Equipment	\$ 43,626.94	-	-	-	-	-	(20,733.94)	\$ 22,893.00
Vehicle, Boats & Aircraft								
Other Assets								
<b>Total Depreciable Assets at Historical Costs</b>	<b>\$ 43,626.94</b>	<b>-</b>	<b>-</b>	<b>-</b>	<b>-</b>	<b>-</b>	<b>(20,733.94)</b>	<b>\$ 22,893.00</b>
Less Accumulated Depreciation for:								
Furniture and Equipment	\$ (43,626.94)	-	-	-	-	-	20,733.94	\$ (22,893.00)
Total Accumulated Depreciation	(43,626.94)	-	-	-	-	-	20,733.94	(22,893.00)
Depreciable Assets, Net	-	-	-	-	-	-	-	-
<b>Governmental Activities Capital Assets, Net</b>	<b>\$ -</b>	<b>-</b>	<b>-</b>	<b>-</b>	<b>-</b>	<b>-</b>	<b>\$ -</b>	<b>\$ -</b>
BUSINESS-TYPE ACTIVITIES	Balance 9/1/2011	Adjustments	Reclassifications			Additions	Deletions	Balance 8/31/2012
			Completed CIP	Increase Int'gy Trans	Decrease Int'gy Trans			
	Depreciable Assets							
Furniture and Equipment	\$ 5,970,042.04	-	-	-	-	201,744.25	(745,731.26)	\$ 5,426,055.03
Vehicle, Boats & Aircraft	32,706.57	-	-	-	-	-	-	\$ 32,706.57
Other Assets								
<b>Total Depreciable Assets at Historical Costs</b>	<b>\$ 6,002,748.61</b>	<b>-</b>	<b>-</b>	<b>-</b>	<b>-</b>	<b>\$ 201,744.25</b>	<b>\$ (745,731.26)</b>	<b>\$ 5,458,761.60</b>
Less Accumulated Depreciation for:								
Furniture and Equipment	\$ (5,488,180.19)	-	-	-	-	(208,909.93)	745,731.26	\$ (4,951,358.86)
Vehicles, Boats & Aircraft	(32,706.57)	-	-	-	-	-	-	\$ (32,706.57)
Other Capital Assets								
Total Accumulated Depreciation	(5,520,886.76)	-	-	-	-	(208,909.93)	745,731.26	(4,984,065.43)
Depreciable Assets, Net	481,861.85	-	-	-	-	(7,165.68)	-	474,696.17
Intangible Capital Assets - Amortizable								
Computer Software - Intangible	\$ 69,837.23	-	-	-	-	-	-	\$ 69,837.23
Other Intangible Capital Assets								
<b>Total Intangible Capital Assets - Amortizable</b>	<b>\$ 69,837.23</b>	<b>-</b>	<b>-</b>	<b>-</b>	<b>-</b>	<b>\$ -</b>	<b>\$ -</b>	<b>\$ 69,837.23</b>
Less Accumulated Amortization for:								
Computer Software - Intangible	\$ (56,037.40)	-	-	-	-	(6,808.20)	-	\$ (62,845.60)
Other Intangible Capital Assets								
Total Accumulated Amortization	(56,037.40)	-	-	-	-	(6,808.20)	-	(62,845.60)
Intangible Capital Assets - Amortizable, Net	13,799.83	-	-	-	-	(6,808.20)	-	6,991.63
<b>Business-Type Activities Capital Assets, Net</b>	<b>\$ 495,661.68</b>	<b>\$ -</b>	<b>\$ -</b>	<b>\$ -</b>	<b>\$ -</b>	<b>\$ (13,973.88)</b>	<b>\$ -</b>	<b>\$ 481,687.80</b>

The Capital Assets of the Texas Lottery Commission are depreciated by using the Straight-Line Method. Capital Assets depreciable lives are established by the State's Property Accounting Division as follows:

Description	Life
Furniture and Equipment	3-10
Vehicles, Boats, & Aircraft	5-7
Leasehold Improvements	Life of the Lease
Intangibles-Purchased Software	5

### ***NOTE 3: Deposits, Investments, & Repurchase Agreements***

The Commission's deposits are collateralized under a program administered by the Texas Treasury Safekeeping Trust Company. State law requires that all state funds administered by the Texas Treasury Safekeeping Trust Company deposited in financial institutions above the federally insured amounts be fully collateralized by the pledging of eligible securities valued at market excluding accrued interest to the state.

All securities pledged to the state must be held by a third-party bank domiciled in Texas; the Federal Reserve Bank of Dallas or one of its branches; or in the vault of the Texas Treasury Safekeeping Trust Company. The deposits in the Lottery Prize Payment account were fully collateralized at August 31, 2012.

### **Deposits of Cash in Bank**

As of August 31, 2012, the carrying amount of deposits was \$7,500.00 as presented below:

<b>Governmental and Business-Type Activities</b>	
Cash in Bank - Carrying Value	7,500.00
<b>Total Cash in Bank</b>	<b>\$7,500.00</b>
<b>Proprietary Fund Current Assets Cash in Bank</b>	
Proprietary Fund Current Assets Cash in Bank	7,500.00
<b>Governmental Fund Current Assets Cash in Bank</b>	<b>0.00</b>
<b>Total Cash in Bank</b>	<b>\$7,500.00</b>

As of August 31, 2012, the total bank balance was as follows:

<b>Governmental and Business Type Activities</b>	<b>\$6,365.11</b>
--	-------------------

### **Investments**

The Commission's investments consist of United States Government Securities (Treasury and REFCO Strips). These investments have been purchased to provide for the payment of the *Lotto Texas*, *Mega Millions*, and *Powerball* jackpot prizes that are payable annually to the winners over a nineteen-year, twenty-four year, twenty-six year, or twenty-nine year period, as well as the installment payments for several instant ticket games. All investments are held to maturity; therefore, fluctuations in market price have no effect on the ability of the Commission to meet installment payment obligations as they become due. The Commission's investments are held by the Texas Treasury Safekeeping Trust Company or its agent in the Texas Treasury Safekeeping Trust Company's name.

As of August 31, 2012, the fair value of investments is as presented below:

<b>Governmental and Business-Type Activities</b>	<b>Fair Value</b>
U.S. Government	
U.S. Treasury Strips	\$ 265,791,934.21
Resolution Funding Corporation Strips	801,164,413.67
Repurchase Agreement (Texas Safekeeping Trust Co.)	6,799,314.41
<b>Total Investments</b>	<b>\$1,073,755,662.29</b>

<b>Investment Type</b>	<b>Fair Value</b>	<b>Investment Maturities (In Years)</b>			
		<b>Less Than 1</b>	<b>1 – 5</b>	<b>6 – 10</b>	<b>More Than 10</b>
U.S. Government Investments	\$1,066,956,347.88	\$169,825,309.09	\$390,219,972.46	\$293,228,594.09	\$213,682,472.24
Repurchase Agreement	6,799,314.41	6,799,314.41	-	-	-
<b>Total</b>	<b>\$1,073,755,662.29</b>	<b>\$176,624,623.50</b>	<b>\$390,219,972.46</b>	<b>\$293,228,594.09</b>	<b>\$213,682,472.24</b>

Credit risk is the risk that an issuer or other counterparty to an investment will not fulfill its obligations. By rule, the Commission, through the Texas Treasury Safekeeping Trust Company, can only invest in U.S. Government Agency Obligations. These investments are explicitly guaranteed by the U.S. Government and therefore are not rated by nationally recognized statistical rating organizations.

Interest rate risk is the risk that the changes in interest rates will adversely affect the fair value of an investment. The Commission, through the Texas Treasury Safekeeping Trust Company, manages its exposure to fair value losses arising from increasing interest rates by limiting the modified duration of its investment portfolio.

<b>Texas Lottery Commission</b>	
	<b>Modified Duration Years</b>
U.S. Government –	
U.S. Treasury Strips	9.958
Resolution Funding Corporation Strips	4.610

## **Reverse Repurchase Agreements**

At August 31, 2012, certain investments were subject to reverse repurchase agreements entered into by the Texas Treasury Safekeeping Trust Company. Such reverse repurchase agreements, which are permitted by statute, consist of sales of securities with a simultaneous agreement to repurchase them in the future at the same price plus a contract rate of interest. Proceeds are invested in securities that mature at or near the same date as the reverse repurchase agreement and the proceeds from those securities will be used to liquidate the agreement, resulting in a matched position and minimizing market risk because the Texas Treasury Safekeeping Trust Company will hold the securities to maturity and liquidate them at face value. The market value of securities underlying reverse repurchase agreements normally exceeds the cash received, providing a margin against decline in market value. If the re-purchaser defaults on the obligation to sell these securities to the Texas Treasury Safekeeping Trust Company or provide securities or cash of equal value, an economic loss could result equal to the difference between the face value and the market value plus accrued interest of the underlying securities. Any such loss incurred would be the responsibility of the Texas Treasury Safekeeping Trust Company rather than the Commission. To minimize the risk of such default, all securities backing the reverse repurchase agreements are held by the Federal Reserve Bank in the name of the Comptroller of Public Accounts, Treasury Operations. There were no significant violations of legal or contractual provisions during the year.

The amount of investments subject to reverse repurchase agreements at August 31, 2012, was \$59,999,912.37, at book value. The fair value of the securities underlying these agreements at August 31, 2012, was \$66,353,392.90.

#### ***NOTE 4: Summary of Long Term Liabilities***

### **Changes in Long-Term Liabilities**

During the year ended August 31, 2012, the following changes occurred in long-term liabilities.

#### **Year Ended August 31, 2012**

<b>Governmental Activities</b>	<b>Balance 09-01-2011</b>	<b>Additions</b>	<b>Deductions</b>	<b>Balance 08-31-2012</b>	<b>Amounts Due Within One Year</b>
Compensable Leave	\$292,265.51	204,418.84	316,681.77	180,002.58	\$107,124.28
<b>Total Governmental Activities</b>	<b>\$292,265.51</b>	<b>204,418.84</b>	<b>316,681.77</b>	<b>180,002.58</b>	<b>\$107,124.28</b>

<b>Business-Type Activities</b>	<b>Balance 09-01-2011</b>	<b>Additions</b>	<b>Deductions</b>	<b>Balance 08-31-2012</b>	<b>Amounts Due Within One Year</b>
Compensable Leave	\$2,232,614.80	2,263,721.65	2,339,438.92	2,156,897.53	\$1,241,740.99
Prizes Payable	\$1,147,422,945.71	165,777,459.27	254,406,847.82	1,058,793,557.16	\$289,166,251.36
<b>Total Business-Type Activities</b>	<b>\$1,149,655,560.51</b>	<b>\$168,041,180.92</b>	<b>\$256,746,286.74</b>	<b>\$1,060,950,454.69</b>	<b>\$290,407,992.35</b>

### **Employees' Compensable Leave**

A state employee is entitled to be paid for all unused vacation time accrued, in the event of the employee's resignation, dismissal, or separation from state employment, provided the employee has had continuous employment with the state for six months. Expenditures for accumulated annual leave balances are recognized in the period paid or taken in governmental fund types. For these fund types, the liability for unpaid benefits is recorded in the Statement of Net Assets. An expense and liability for proprietary fund types are recorded in the proprietary funds as the benefits accrue to employees. No liability is recorded for non-vesting accumulating rights to receive sick pay benefits.

### **Long-Term Prizes Payable**

Certain Texas Lottery games provide prize winners the ability to receive winnings over time. Maturity of these prizes range from 1 year to 29 years. The Long-Term Prizes Payable balance represents future installments due to winners. These prizes are paid weekly, monthly, quarterly and annually. An expense and liability for proprietary fund types are recorded as tickets are sold.

#### ***NOTE 5: Operating Lease Obligations***

The Commission leases its central office, which includes the lottery drawing studio and a claim center, a parking garage for the central office, and a warehouse/disaster recovery center in Austin. Also, ten claim centers and five regional offices throughout the state are under the terms of operating leases expiring at various dates through 2022. Rent expense for Charitable Bingo and Lottery Operations under these and other

leases amounted to \$4,465,749.58 in fiscal year 2012. These lease agreements generally do not require payment of taxes, insurance and maintenance by the Commission, except for utility costs directly attributable to computer equipment at the central office and utility and janitorial costs at some claim/regional centers. The Commission also leases office equipment under a month-to-month master-operating lease negotiated by the Texas Facilities Commission. Generally, management expects that leases will be renewed or replaced by other leases in the normal course of business.

Future minimum lease rental payments under non-cancelable operating leases having an initial term of more than one year are as follows:

<b>Year Ended August 31,</b>	
2013	\$2,952,533.66
2014	2,822,622.00
2015	2,670,905.72
2016	2,562,700.06
2017	2,535,917.72
2018 and beyond	6,775,208.78
<b>Total Minimum Future Lease Rental Payments</b>	<b>\$20,319,887.94</b>

#### ***NOTE 6: Interfund Balances/Activities***

Interfund services are sales and purchases of goods and services between funds for a price approximating their external exchange value. This activity is reported as revenues in seller funds and expenditures or expenses in purchaser funds. Unpaid amounts are reported as receivables and payables.

As of August 31, 2012, there were no significant Interfund payables or receivables.

#### ***NOTE 7: Employees Retirement Plans***

The state of Texas has joint contributory retirement plans for substantially all of its employees. The Commission participates in the defined benefit pension plans administered by the Employees Retirement System of Texas (the "System"). Each participating employee contributes six and one-half percent (6.5%) of their annual salary to the plan and the state, on behalf of the Commission, contributes 6.95% of the employee's annual salary to the plan. The state's portion of the contribution is recognized by the Commission as revenue or additional appropriations, in addition to recognizing an equal and corresponding expenditure. For fiscal year 2012, the state's contribution totaled \$431,250.60.

Future pension costs are the liabilities of the System. The System does not account for each state agency separately. Annual financial reports prepared by the System include audited financial statements and actuarial assumptions and conclusions. The audited financial report for the Employees Retirement Plan is available by writing: Employees Retirement System of Texas, P. O. Box 13207, Austin, Texas 78711.

#### ***NOTE 8: Deferred Compensation***

State employees may elect to defer a portion of their earnings for income tax and investment purposes pursuant to authority granted in TEX. GOV'T CODE ANN., Sec. 609.001. The plan available for employees complies with Internal Revenue Code 457 and is accounted for by the state in accordance with the provisions of GASB Statement No. 32 *Accounting and Financial Reporting for Internal Revenue Code Section 457 Deferred Compensation Plans*. The deferred compensation is not available to employees until termination,



retirement, death, or unforeseeable emergency. Neither the state nor the Commission has any liability for losses under the plan.

The state also administers another plan, “TexaSaver”, created in accordance with Internal Revenue Code Sec. 401(k). However, the assets of this plan do not belong to the state or the Commission. Accordingly, neither the state nor the Commission has a liability related to this plan.

***NOTE 9: Continuance Subject to Review***

Under the Texas Sunset Act, the Commission will be abolished effective September 1, 2013, unless continued by the 83<sup>rd</sup> Legislature as provided by the Act. If abolished, the Commission may continue until September 1, 2014 to close out its operations.

***NOTE 10: Segment Information***

The Commission is not required to disclose segment information because information is already provided in the basic financial statements in the form of major individual enterprise funds.

***NOTE 11: Concentration***

The Commission entered into a contract (from September 1, 2011 through August 31, 2020) with a lottery operator as the sole provider of gaming systems, certain application control systems, instant ticket services and warehousing of lottery tickets to the Commission. The contract with the lottery operator represents a significant concentration of business with one vendor.

***NOTE 12: Commitments and Contingencies***

The following are pending lawsuits seeking injunctive relief against the Commission. The amounts, if any, of recoveries against the Commission related to these matters cannot be determined at this time, although the Commission expects such amounts, if any, to be immaterial.

*Department of Texas, Veterans of Foreign Wars, et al. v. Texas Lottery Commission, et al.*, No. 1:10-CV-465 in the U.S. District Court of Texas, Austin Division; Fifth Circuit Court of Appeals No. 11-50932. This suit seeks declaratory and injunctive relief regarding a Texas statute prohibiting charities from using bingo revenue to influence legislation or support/oppose a measure submitted to a vote of the people. The District Court granted Plaintiffs’ Motion for Summary Judgment. Plaintiffs filed a Motion to recover attorneys’ fees, and the parties stipulated \$30,229.20 is a reasonable amount of attorneys’ fees through the trial stage of the litigation. On September 29, 2011, the Attorney General of Texas, on behalf of Defendants, appealed the District Court’s judgment. On October 4, 2011, the District Court granted Plaintiffs’ Motion for Attorney Fees provided Defendants are unsuccessful on appeal. Additional attorneys’ fees may be incurred. Oral argument was held before the Fifth Circuit on September 4, 2012.

*Willis Willis v. TLC, GTECH, et al.*, D-1-GN-11-001604; 98th Judicial District Court, Travis County. On May 27, 2011, Plaintiff filed an Original Petition and Request for Initial Disclosures, seeking an order requiring the Commission to pay Plaintiff money in connection with a lottery ticket. The Commission filed its Original Answer, Motion to Dismiss and Plea to the Jurisdiction. After a hearing

on August 2, 2011, the judge stated his preference that limited discovery be allowed prior to ruling on the Motion to Dismiss and Plea to the Jurisdiction. Plaintiff has served interrogatories, requests for production and requests for admission on all parties. The Commission has filed a Motion to Strike and for Protective Order. Depositions of Defendant BJN Sons Corp. employees were taken in February 2012. Deposition of Defendant GTECH's representative took place October 11, 2012. This matter remains pending.

***NOTE 13: Subsequent Events***

On September 10, 2012, *All or Nothing* was made available for sale to the public. The new \$2 game offers a revolutionary new way to win by either matching all 12 numbers drawn or matching none of the numbers drawn to win the top prize of \$250,000. The game is available to play four times per day, six days a week.

***NOTE 14: Risk Financing***

In the regular course of business, the Commission is exposed to property and casualty loss and workers' compensation claims. The Commission retains the risk to cover losses to which it may be exposed.

The Commission assumes substantially all risks with tort claims and liability claims due to the performance of its duties. Currently, there is no purchase of commercial insurance. The Commission also participates in the State Office of Risk Management's (SORM) Risk Management and Workers' Compensation Coverage Program. The Commission's assessment for fiscal year 2012 was \$28,813.05. The assessment covers workers' compensation and risk management costs.

The Commission's liabilities are reported when it is both probable that the loss has occurred and the amount of the loss can be reasonably estimated. Potential liabilities are re-evaluated periodically to consider settlements, frequency of claims, past experience and economic factors.

Changes in the balances of the Commission's claims liabilities during fiscal years 2011 and 2012 were as follows:

	Beginning of Fiscal Year Liability	Current Year Claims and Changes in Estimates	Claims Payments	Balance at Fiscal Year-End
2011	\$0.00	\$0.00	\$0.00	\$0.00
2012	\$0.00	\$0.00	\$0.00	\$0.00

This page intentionally left blank.

# TEXAS LOTTERY COMMISSION

---

## REQUIRED SUPPLEMENTARY INFORMATION OTHER THAN MD&A

This page intentionally left blank.

**Texas Lottery Commission**  
**Budgetary Comparison Schedule - General Fund**  
**for the Fiscal Year Ended August 31, 2012**  
**(Unaudited)**

	<b>GENERAL FUND</b>			
	<b>Budgetary Amounts</b>		<b>Actual Amounts*</b>	<b>Variance with</b>
	<b>Budget (Original)</b>	<b>Budget (Final)</b>		<b>Budget</b>
<b>REVENUES</b>				
Legislative Appropriations:				
Original Appropriations	\$ 3,371,306.00	\$ 3,371,306.00	\$ 3,371,306.00	\$ -
Additional Appropriations	476,959.00	424,070.90	472,545.80	48,474.90
Licenses, Fees and Permits	12,635,500.00	12,635,500.00	12,860,584.77	225,084.77
Other	-	-	37,325.00	37,325.00
Total Revenues	16,483,765.00	16,430,876.90	16,741,761.57	310,884.67
<b>EXPENDITURES</b>				
Current:				
Salaries and Wages	1,851,573.00	1,851,573.00	1,919,688.83	(68,115.83)
Payroll Related Costs	476,959.00	424,070.90	486,639.50	(62,568.60)
Professional Fees and Services	114,000.00	114,000.00	103,005.43	10,994.57
Travel	33,415.00	33,415.00	26,851.99	6,563.01
Materials and Supplies	2,300.00	2,300.00	17,264.89	(14,964.89)
Communication and Utilities	2,715.00	2,715.00	669.02	2,045.98
Repairs and Maintenance	2,884.00	2,884.00	2,432.62	451.38
Rentals and Leases	16,838.00	16,838.00	14,022.05	2,815.95
Other Expenditures	28,378.00	28,378.00	12,766.69	15,611.31
Appropriations Lapsed		-	422,544.39	(422,544.39)
Intergovernmental Payments	12,635,500.00	12,635,500.00	12,883,219.37	(247,719.37)
Total Expenditures	15,164,562.00	15,111,673.90	15,889,104.78	(777,430.88)
Excess (Deficiency) of Revenues Over (Under) Expenditures	1,319,203.00	1,319,203.00	852,656.79	(466,546.21)
<b>FUND FINANCIAL STATEMENT-FUND BALANCE</b>				
Fund Balance, Beginning of Year	476,613.51	476,613.51	476,613.51	-
Fund Balance, August 31, 2012	\$ 1,795,816.51	\$ 1,795,816.51	\$ 1,329,270.30	\$ (466,546.21)

\* Actual amounts reflect expenditures paid in Fiscal Year 2012 regardless of budget appropriation year.

See accompanying note to Budgetary Comparison Schedule.

---

**RECONCILIATION OF BUDGETARY ACCOUNTING TO GAAP**

---

**Total Fund Balance - Governmental Fund** (Above) \$ 1,329,270.30

Amounts reported for governmental activities in the statement of net assets  
are different because:

Capital assets used in governmental activities are not financial resources  
and therefore are not reported in the fund. These assets consist of:

Furniture and equipment	22,893.00	
Accumulated depreciation	<u>(22,893.00)</u>	
Total Capital Assets		-

Some liabilities are not due and payable in the current period and therefore  
are not reported in the fund. Those liabilities consist of:

Employee compensated leave	<u>(180,002.58)</u>	
Total long-term liabilities		<u>(180,002.58)</u>

**Net Assets of Governmental Activities** \$ 1,149,267.72

# TEXAS LOTTERY COMMISSION

---

## OTHER SUPPLEMENTARY INFORMATION – COMBINING FINANCIAL STATEMENTS



This page intentionally left blank.

**Texas Lottery Commission**  
**Combining Statement of Changes in Assets and Liabilities -**  
**Agency Funds**  
**For the Fiscal Year Ended August 31, 2012**

	Beginning Balance September 1, 2011	Additions	Deductions	Ending Balance August 31, 2012
<b>UNAPPROPRIATED RECEIPTS</b>				
<b><u>Child Support Employee Deduct (0807) Fund 8070</u></b>				
<b>ASSETS</b>				
Current				
Cash in State Treasury	\$ 4,503.51	\$ 62,175.17	\$ 61,227.90	\$ 5,450.78
Total Assets	<u>\$ 4,503.51</u>	<u>\$ 62,175.17</u>	<u>\$ 61,227.90</u>	<u>\$ 5,450.78</u>
<b>LIABILITIES</b>				
Current				
Funds Held for Others	\$ 4,503.51	\$ 57,671.66	\$ 56,724.39	\$ 5,450.78
Total Liabilities	<u>\$ 4,503.51</u>	<u>\$ 57,671.66</u>	<u>\$ 56,724.39</u>	<u>\$ 5,450.78</u>
<b><u>Suspense Fund (0900) U/F (0900)</u></b>				
<b>ASSETS</b>				
Current				
Cash in State Treasury	\$ 33,126.59	\$ 70.00	\$ 33,196.59	\$ -
Total Assets	<u>\$ 33,126.59</u>	<u>\$ 70.00</u>	<u>\$ 33,196.59</u>	<u>\$ -</u>
<b>LIABILITIES</b>				
Current				
Funds Held for Others	\$ 33,126.59	\$ 66,323.18	\$ 99,449.77	\$ -
Total Liabilities	<u>\$ 33,126.59</u>	<u>\$ 66,323.18</u>	<u>\$ 99,449.77</u>	<u>\$ -</u>
<b><u>Warrant Hold Offset (0900) U/F (9016)</u></b>				
<b>ASSETS</b>				
Current				
Cash in State Treasury	\$ -	\$ 31,210.07	\$ 31,210.07	\$ -
Total Assets	<u>\$ -</u>	<u>\$ 31,210.07</u>	<u>\$ 31,210.07</u>	<u>\$ -</u>
<b>LIABILITIES</b>				
Current				
Funds Held for Others	\$ -	\$ 31,210.07	\$ 31,210.07	\$ -
Total Liabilities	<u>\$ -</u>	<u>\$ 31,210.07</u>	<u>\$ 31,210.07</u>	<u>\$ -</u>
<b><u>Correction Account - Direct Deposit (0980) U/F (0980)</u></b>				
<b>ASSETS</b>				
Current				
Cash in State Treasury	\$ -	\$ 4,514.74	\$ -	\$ 4,514.74
Total Assets	<u>\$ -</u>	<u>\$ 4,514.74</u>	<u>\$ -</u>	<u>\$ 4,514.74</u>
<b>LIABILITIES</b>				
Current				
Due to Other Funds	\$ -	\$ 4,514.74	\$ -	\$ 4,514.74
Total Liabilities	<u>\$ -</u>	<u>\$ 4,514.74</u>	<u>\$ -</u>	<u>\$ 4,514.74</u>

**Texas Lottery Commission**  
**Combining Statement of Changes in Assets and Liabilities -**  
**Agency Funds**  
**For the Fiscal Year Ended August 31, 2012**

	<b>Beginning Balance September 1, 2011</b>	<b>Additions</b>	<b>Deductions</b>	<b>Ending Balance August 31, 2012</b>
<b><u>Bingo Cash Bonds (0001) Fund (1002)</u></b>				
<b>ASSETS</b>				
Current				
Cash in State Treasury	\$ -	\$ 76,636.40	\$ 76,636.40	\$ -
Total Assets	<u>\$ -</u>	<u>\$ 76,636.40</u>	<u>\$ 76,636.40</u>	<u>\$ -</u>
<b>LIABILITIES</b>				
Current				
Funds Held for Others	\$ -	\$ 80,798.00	\$ 80,798.00	\$ -
Total Liabilities	<u>\$ -</u>	<u>\$ 80,798.00</u>	<u>\$ 80,798.00</u>	<u>\$ -</u>
<b><u>Lottery Retailer Security Fund (1000) Fund (1003)</u></b>				
<b>ASSETS</b>				
Current				
Other Current Assets	\$ 1,028,000.00	\$ -	\$ 10,000.00	\$ 1,018,000.00
Total Assets	<u>\$ 1,028,000.00</u>	<u>\$ -</u>	<u>\$ 10,000.00</u>	<u>\$ 1,018,000.00</u>
<b>LIABILITIES</b>				
Current				
Funds Held for Others	\$ 1,028,000.00	\$ -	\$ 10,000.00	\$ 1,018,000.00
Total Liabilities	<u>\$ 1,028,000.00</u>	<u>\$ -</u>	<u>\$ 10,000.00</u>	<u>\$ 1,018,000.00</u>
<b><u>Unappropriated Receipts (1000) U/F (1981)</u></b>				
<b>ASSETS</b>				
Current				
Due From Other Funds	\$ -	\$ 2,787.33	\$ -	\$ 2,787.33
Total Assets	<u>\$ -</u>	<u>\$ 2,787.33</u>	<u>\$ -</u>	<u>\$ 2,787.33</u>
<b>LIABILITIES</b>				
Current				
Funds Held for Others	\$ -	\$ 2,787.33	\$ -	\$ 2,787.33
Total Liabilities	<u>\$ -</u>	<u>\$ 2,787.33</u>	<u>\$ -</u>	<u>\$ 2,787.33</u>
<b>Totals - All Agency Funds</b>				
<b>ASSETS</b>				
Current				
Cash in State Treasury	\$ 37,630.10	\$ 174,606.38	\$ 202,270.96	\$ 9,965.52
Receivables:				
Due From Other Funds	-	2,787.33	-	2,787.33
Other Current Assets	1,028,000.00	-	10,000.00	1,018,000.00
Total Assets	<u>\$ 1,065,630.10</u>	<u>\$ 177,393.71</u>	<u>\$ 212,270.96</u>	<u>\$ 1,030,752.85</u>
<b>LIABILITIES</b>				
Current				
Payable:				
Due To Other Funds	\$ -	\$ 4,514.74	\$ -	\$ 4,514.74
Funds Held for Others	1,065,630.10	238,790.24	278,182.23	1,026,238.11
Total Liabilities	<u>\$ 1,065,630.10</u>	<u>\$ 243,304.98</u>	<u>\$ 278,182.23</u>	<u>\$ 1,030,752.85</u>

# TEXAS LOTTERY COMMISSION

---

## COMPLIANCE SECTION – INDEPENDENT AUDITOR’S REPORT

This page intentionally left blank.



MAXWELL LOCKE & RITTER LLP

Accountants and Consultants

An Affiliate of CPAmerica International

tel (512) 370 3200 fax (512) 370 3250

www.mlrpc.com

Austin: 401 Congress Avenue, Suite 1100

Austin, TX 78701

Round Rock: 303 East Main Street

Round Rock, TX 78664

## **REPORT ON INTERNAL CONTROL OVER FINANCIAL REPORTING AND ON COMPLIANCE AND OTHER MATTERS BASED ON AN AUDIT OF FINANCIAL STATEMENTS PERFORMED IN ACCORDANCE WITH GOVERNMENT AUDITING STANDARDS**

To the Board of Commissioners of the  
Texas Lottery Commission:

We have audited the financial statements of the governmental activities, the business-type activities, each major fund, and the aggregate remaining fund information of the Texas Lottery Commission (the “Commission”), an agency of the State of Texas, as of and for the year ended August 31, 2012, which collectively comprise the Commission’s basic financial statements and have issued our report thereon dated December 14, 2012. We conducted our audit in accordance with auditing standards generally accepted in the United States of America and the standards applicable to financial audits contained in *Government Auditing Standards*, issued by the Comptroller General of the United States.

### Internal Control Over Financial Reporting

Management of the Commission is responsible for establishing and maintaining effective internal control over financial reporting. In planning and performing our audit, we considered the Commission’s internal control over financial reporting as a basis for designing our auditing procedures for the purpose of expressing our opinions on the financial statements, but not for the purpose of expressing an opinion on the effectiveness of the Commission’s internal control over financial reporting. Accordingly, we do not express an opinion on the effectiveness of the Commission’s internal control over financial reporting.

A deficiency in internal control exists when the design or operation of a control does not allow management or employees, in the normal course of performing their assigned functions, to prevent, or detect and correct misstatements on a timely basis. A material weakness is a deficiency, or combination of deficiencies, in internal control, such that there is a reasonable possibility that a material misstatement of the entity’s financial statements will not be prevented, or detected and corrected on a timely basis.

Our consideration of internal control over financial reporting was for the limited purpose described in the first paragraph of this section and was not designed to identify all deficiencies in internal control over financial reporting that might be deficiencies, significant deficiencies or material weaknesses. We did not identify any deficiencies in internal control over financial reporting that we consider to be material weaknesses, as defined previously.

Affiliated Company

ML&R WEALTH MANAGEMENT LLC

“A Registered Investment Advisor”

This firm is not a CPA firm

### Compliance and Other Matters

As part of obtaining reasonable assurance about whether the Commission's financial statements are free of material misstatement, we performed tests of its compliance with certain provisions of laws, regulations, contracts, and grant agreements, noncompliance with which could have a direct and material effect on the determination of financial statement amounts. However, providing an opinion on compliance with those provisions was not an objective of our audit, and accordingly, we do not express such an opinion. The results of our tests disclosed no instances of noncompliance or other matters that are required to be reported under *Government Auditing Standards*.

This report is intended solely for the information and use of management, the Board of Commissioners, others within the Commission, and other regulatory bodies and is not intended to be and should not be used by anyone other than these specified parties. However, this report is a matter of public record and its distribution is not limited.

*Maxwell Socha + Pitter LLP*

December 14, 2012



# 2012



## TEXAS LOTTERY COMMISSION

P.O. BOX 16630  
AUSTIN, TEXAS 78761-6630  
PHONE 512.344.5000  
FAX 512.478.3682

TXLOTTERY.ORG  
TXBINGO.ORG



AN AGENCY OF THE  
STATE OF TEXAS