

Lotto Texas Jackpot Estimation Worksheet

Wednesday Date	Draw #	Advance	Sunday	Monday	Tuesday	Wednesday	Total Draw Sales	Wednesday Advertised Jackpot	Wed % of Total Draw Sales	% Change from Wednesday rolling to Saturday	Saturday Date	Draw #	Advance	Thursday	Friday	Saturday	Total Draw Sales	Sat Adv Jackpot	Sat % of Total Draw Sales	% Change from Saturday rolling to Wednesday
03/23/16	2438	97,120	73,205	120,089	174,102	577,404	1,041,920	10.50 M	55.4%	12.6%	03/26/16	2439	126,694	136,451	234,253	675,744	1,173,142	11.25 M	57.6%	-11.7%
03/30/16	2440	94,866	62,888	124,342	178,409	574,860	1,035,365	11.75 M	55.5%	4.2%	04/02/16	2441	124,420	115,628	202,698	636,316	1,079,062	5.00 M	59.0%	-11.5%
04/06/16	2442	92,310	67,696	110,677	158,128	525,957	954,768	5.25 M	55.1%	12.4%	04/09/16	2443	124,865	113,550	200,204	634,489	1,073,108	5.50 M	59.1%	-10.9%
04/13/16	2444	93,349	67,114	109,285	156,581	529,967	956,296	5.75 M	55.4%	14.5%	04/16/16	2445	125,174	115,417	206,473	648,087	1,095,151	6.00 M	59.2%	-13.1%
04/20/16	2446	93,740	61,684	96,825	163,485	535,964	951,698	6.25 M	56.3%	13.2%	04/23/16	2447	122,928	112,694	206,793	635,213	1,077,628	6.50 M	58.9%	-10.1%
04/27/16	2448	92,457	65,859	113,234	164,801	531,994	968,345	6.75 M	54.9%	15.1%	04/30/16	2449	123,514	119,630	215,864	655,171	1,114,179	7.00 M	58.8%	-5.1%
05/04/16	2450	91,398	69,764	119,839	182,828	593,714	1,057,543	7.25 M	56.1%	14.9%	05/07/16	2451	125,414	128,713	242,554	718,590	1,215,271	7.50 M	59.1%	-19.9%
05/11/16	2452	94,076	61,433	108,873	161,526	547,717	973,625	7.75 M	56.3%	15.6%	05/14/16	2453	123,715	117,878	219,082	665,197	1,125,872	8.00 M	59.1%	-10.4%
05/18/16	2454	92,913	67,503	115,561	169,759	563,563	1,009,299	8.25 M	55.8%	11.8%	05/21/16	2455	124,974	110,696	220,556	672,122	1,128,348	8.50 M	59.6%	-11.3%
05/25/16	2456	92,544	70,737	114,367	167,771	555,933	1,001,352	9.25 M	55.5%	11.2%	05/28/16	2457	124,251	120,889	207,116	661,406	1,113,662	10.00 M	59.4%	-10.8%
06/01/16	2458	90,838	65,949	88,463	166,711	581,184	993,145	10.50 M	58.5%	16.9%	06/04/16	2459	123,158	115,446	229,622	693,010	1,161,236	11.00 M	59.7%	-11.4%
06/08/16	2460	93,585	73,452	120,440	175,856	565,750	1,029,083	11.50 M	55.0%	11.8%	06/11/16	2461	124,969	126,222	222,284	676,589	1,150,064	12.00 M	58.8%	-10.5%
06/15/16	2462	92,485	69,105	120,054	177,700	569,509	1,028,853	12.50 M	55.4%	13.6%	06/18/16	2463	125,303	127,726	229,017	686,652	1,168,698	13.00 M	58.8%	-20.5%
06/22/16	2464	94,316	64,374	105,262	162,479	502,734	929,165	5.00 M	54.1%	15.6%	06/25/16	2465	123,421	113,312	208,331	628,914	1,073,978	5.25 M	58.6%	-11.7%
06/29/16	2466	93,554	64,636	107,743	163,520	518,875	948,328	5.50 M	54.7%	23.3%	07/02/16	2467	121,460	125,601	262,259	660,061	1,169,381	5.75 M	56.4%	-13.1%
07/06/16	2468	94,683	71,076	83,184	215,846	551,070	1,015,859	6.00 M	54.2%	10.5%	07/09/16	2469	125,620	128,630	245,735	622,174	1,122,159	5.00 M	55.4%	-16.8%
07/13/16	2470	94,384	65,977	107,237	155,794	510,010	933,402	5.25 M	54.6%	14.8%	07/16/16	2471	121,620	113,634	205,812	630,197	1,071,263	5.50 M	58.8%	-12.2%
07/20/16	2472	91,951	67,141	108,046	157,089	516,797	941,024	5.75 M	54.9%	12.6%	07/23/16	2473	121,160	113,201	203,299	621,506	1,059,166	6.00 M	58.7%	-7.3%
07/27/16	2474	92,236	65,920	108,382	162,289	552,669	981,496	6.25 M	56.3%	15.1%	07/30/16	2475	122,542	115,104	219,880	672,547	1,130,073	6.50 M	59.5%	-13.8%
08/03/16	2476	91,877	67,252	110,667	160,585	543,719	974,100	6.75 M	55.8%	13.3%	08/06/16	2477	121,616	119,505	209,707	652,998	1,103,826	7.00 M	59.2%	-12.7%
08/10/16	2478	91,995	68,103	111,145	159,856	532,599	963,698	7.25 M	55.3%	14.0%	08/13/16	2479	121,476	117,626	210,017	649,268	1,098,387	7.50 M	59.1%	-13.2%
08/17/16	2480	91,529	66,070	108,093	158,891	529,183	953,766	7.75 M	55.5%	15.7%	08/20/16	2481	121,054	117,698	205,910	658,938	1,103,600	8.00 M	59.7%	-12.7%
08/24/16	2482	91,100	67,231	110,118	161,289	533,468	963,206	8.25 M	55.4%	15.1%	08/27/16	2483	120,808	115,024	209,690	662,995	1,108,517	8.50 M	59.8%	-12.7%
08/31/16	2484	90,698	67,794	109,341	163,268	537,127	968,228	8.75 M	55.5%	16.0%	09/03/16	2485	118,649	121,805	218,000	665,000	1,123,454	9.25 M	59.2%	

Est Sales: Saturday		Est Draw Sales: Wednesday	
59.1%	60.1%	-13.8%	-9.2%
662,460	690,554	968,417	1,020,096

*Estimated Support for Jackpot Prize	\$9,407,350
Less: Current Advertised Jackpot	\$9,250,000
Possible funds added to prize	157,350 Over

Estimated Cash Value \$7,003,331

If there is no jackpot prize ticket sold in tonight's drawing:	low	high
	Estimated Total Draw Sales for the Current Roll Cycle	\$17,599,365 \$17,599,365
	Estimated Sales for Next Draw	\$968,500 \$1,020,000
	Estimated Total Draw Sales for the Roll Cycle	\$18,567,865 \$18,619,365
**Estimated Support for the Jackpot Prize In the Next Draw	\$9,925,040	\$9,952,568




Wednesday Prospective Jackpot	\$9,500,000
Possible funds added to prize	\$425,040
Estimated Cash Value	\$7,192,611
Wednesday Prospective Jackpot	\$9,750,000
Possible funds added to prize	\$175,040
Estimated Cash Value	\$7,381,890
Wednesday Prospective Jackpot	\$10,000,000
**Amount necessary to fund prospective jackpot	(56,753)
Estimated Cash Value	\$7,571,169

If a Jackpot Prize ticket is sold in tonight's drawing

Current Interest Factor	1.3208
Previous Draw Factor	1.3242

Next Advertised Jackpot	5.00 M
Cash Value	3.78 M

Approval for Estimated Jackpot Amount to Advertise

9.75 M		9/2/16 11:08 AM
Jackpot Amount	Kathy Pyka Controller	Date
9.75 M		9/2/16 12:18 PM
Jackpot Amount	Michael Anger Lottery Operations Director	Date
9.75 M		9/2/16 12:53 PM
Jackpot Amount	Gary Grief Executive Director	Date

For Michael Anger

Estimated Support for Jackpot Prize = (Est. total draw sales in the roll cycle) x (Jackpot prize is 40.47% of draw sales)\*(int factor)  
\*Estimated total draw sales may be adjusted to include promotional wagers associated with this game.  
\*\*If additional funds are required, funds will be taken from the State Lottery Account as identified in Government Code, § 466.355