

Lotto Texas Jackpot Estimation Worksheet

| Wednesday Date | Draw # | Advance | Sunday | Monday | Tuesday | Wednesday | Total Draw Sales | Wednesday Advertised Jackpot | Wed % of Total Draw Sales | % Change from Wednesday rolling to Saturday | Saturday Date | Draw # | Advance | Thursday | Friday | Saturday | Total Draw Sales | Sat Adv Jackpot | Sat % of Total Draw Sales | % Change from Saturday rolling to Wednesday |
|-------------------|--------|---------|--------|---------|---------|-----------|---------------------|------------------------------------|---------------------------------|--|------------------|--------|---------|----------|---------|----------|------------------------|--------------------|------------------------------|--|
| 07/20/16 | 2472 | 91,951 | 67,141 | 108,046 | 157,089 | 516,797 | 941,024 | 5.75 M | 54.9% | 12.6% | 07/23/16 | 2473 | 121,160 | 113,201 | 203,299 | 621,506 | 1,059,166 | 6.00 M | 58.7% | -7.3% |
| 07/27/16 | 2474 | 92,236 | 65,920 | 108,382 | 162,289 | 552,669 | 981,496 | 6.25 M | 56.3% | 15.1% | 07/30/16 | 2475 | 122,542 | 115,104 | 219,880 | 672,547 | 1,130,073 | 6.50 M | 59.5% | -13.8% |
| 08/03/16 | 2476 | 91,877 | 67,252 | 110,667 | 160,585 | 543,719 | 974,100 | 6.75 M | 55.8% | 13.3% | 08/06/16 | 2477 | 121,616 | 119,505 | 209,707 | 652,998 | 1,103,826 | 7.00 M | 59.2% | -12.7% |
| 08/10/16 | 2478 | 91,995 | 68,103 | 111,145 | 159,856 | 532,599 | 963,698 | 7.25 M | 55.3% | 14.0% | 08/13/16 | 2479 | 121,476 | 117,626 | 210,017 | 649,268 | 1,098,387 | 7.50 M | 59.1% | -13.2% |
| 08/17/16 | 2480 | 91,529 | 66,070 | 108,093 | 158,891 | 529,183 | 953,766 | 7.75 M | 55.5% | 15.7% | 08/20/16 | 2481 | 121,054 | 117,698 | 205,910 | 658,938 | 1,103,600 | 8.00 M | 59.7% | -12.7% |
| 08/24/16 | 2482 | 91,100 | 67,231 | 110,118 | 161,289 | 533,468 | 963,206 | 8.25 M | 55.4% | 15.1% | 08/27/16 | 2483 | 120,808 | 115,024 | 209,690 | 662,995 | 1,108,517 | 8.50 M | 59.8% | -12.7% |
| 08/31/16 | 2484 | 90,698 | 67,794 | 109,341 | 163,268 | 537,127 | 968,228 | 8.75 M | 55.5% | 16.3% | 09/03/16 | 2485 | 118,649 | 121,805 | 225,519 | 659,759 | 1,125,732 | 9.25 M | 58.6% | -14.1% |
| 09/07/16 | 2486 | 91,249 | 67,857 | 88,541 | 167,885 | 551,440 | 966,972 | 9.75 M | 57.0% | 16.9% | 09/10/16 | 2487 | 120,417 | 118,446 | 221,917 | 669,154 | 1,129,934 | 10.25 M | 59.2% | -11.2% |
| 09/14/16 | 2488 | 92,156 | 68,151 | 117,460 | 170,871 | 554,581 | 1,003,219 | 11.00 M | 55.3% | 13.0% | 09/17/16 | 2489 | 121,292 | 123,104 | 223,321 | 666,061 | 1,133,778 | 11.75 M | 58.7% | -11.6% |
| 09/21/16 | 2490 | 92,043 | 66,781 | 115,885 | 170,636 | 556,436 | 1,001,781 | 12.25 M | 55.5% | 14.6% | 09/24/16 | 2491 | 120,745 | 124,375 | 219,962 | 683,035 | 1,148,117 | 13.00 M | 59.5% | -12.0% |
| 09/28/16 | 2492 | 91,412 | 66,637 | 116,663 | 172,143 | 564,012 | 1,010,867 | 13.25 M | 55.8% | 16.5% | 10/01/16 | 2493 | 118,461 | 126,294 | 233,086 | 699,739 | 1,177,580 | 14.00 M | 59.4% | -11.2% |
| 10/05/16 | 2494 | 90,921 | 73,094 | 123,763 | 178,961 | 578,568 | 1,045,307 | 14.50 M | 55.3% | 10.9% | 10/08/16 | 2495 | 121,276 | 127,266 | 226,301 | 684,721 | 1,159,564 | 15.50 M | 59.0% | -10.7% |
| 10/12/16 | 2496 | 92,021 | 70,559 | 118,324 | 175,503 | 578,891 | 1,035,298 | 16.00 M | 55.9% | 13.5% | 10/15/16 | 2497 | 122,366 | 128,072 | 227,831 | 697,205 | 1,175,474 | 16.75 M | 59.3% | -10.5% |
| 10/19/16 | 2498 | 93,106 | 74,688 | 123,874 | 178,085 | 581,742 | 1,051,495 | 17.00 M | 55.3% | 12.5% | 10/22/16 | 2499 | 122,259 | 126,195 | 235,418 | 698,709 | 1,182,581 | 18.00 M | 59.1% | -9.7% |
| 10/26/16 | 2500 | 92,931 | 74,000 | 126,249 | 179,488 | 595,487 | 1,068,155 | 18.50 M | 55.7% | 13.2% | 10/29/16 | 2501 | 122,705 | 130,908 | 241,102 | 714,892 | 1,209,607 | 19.25 M | 59.1% | -8.4% |
| 11/02/16 | 2502 | 89,645 | 76,626 | 126,887 | 192,738 | 622,131 | 1,108,027 | 20.00 M | 56.1% | -6.1% | 11/05/16 | 2503 | 122,559 | 113,451 | 199,343 | 604,947 | 1,040,300 | 5.00 M | 58.2% | -14.8% |
| 11/09/16 | 2504 | 91,007 | 60,415 | 103,310 | 148,619 | 482,861 | 886,212 | 5.25 M | 54.5% | 14.6% | 11/12/16 | 2505 | 119,095 | 111,196 | 189,386 | 596,363 | 1,016,040 | 5.50 M | 58.7% | -10.7% |
| 11/16/16 | 2506 | 89,035 | 60,115 | 104,920 | 153,664 | 500,075 | 907,809 | 5.75 M | 55.1% | 12.2% | 11/19/16 | 2507 | 118,257 | 111,248 | 193,959 | 595,272 | 1,018,736 | 6.00 M | 58.4% | -6.3% |
| 11/23/16 | 2508 | 90,368 | 59,792 | 110,621 | 169,652 | 523,914 | 954,347 | 6.25 M | 54.9% | 5.9% | 11/26/16 | 2509 | 122,131 | 69,324 | 201,257 | 617,758 | 1,010,470 | 6.50 M | 61.1% | -9.3% |
| 11/30/16 | 2510 | 88,020 | 61,608 | 102,228 | 149,665 | 515,273 | 916,794 | 6.75 M | 56.2% | 15.8% | 12/03/16 | 2511 | 116,711 | 116,912 | 211,523 | 616,568 | 1,061,714 | 7.00 M | 58.1% | -10.5% |
| 12/07/16 | 2512 | 87,022 | 64,067 | 110,933 | 166,330 | 521,869 | 950,221 | 7.25 M | 54.9% | 10.5% | 12/10/16 | 2513 | 119,861 | 106,932 | 196,882 | 626,684 | 1,050,359 | 7.50 M | 59.7% | -8.9% |
| 12/14/16 | 2514 | 88,888 | 66,183 | 115,283 | 164,820 | 522,126 | 957,300 | 7.75 M | 54.5% | 14.0% | 12/17/16 | 2515 | 119,804 | 119,650 | 209,658 | 641,841 | 1,090,953 | 8.00 M | 58.8% | -10.3% |
| 12/21/16 | 2516 | 90,785 | 57,297 | 112,786 | 170,801 | 546,816 | 978,485 | 8.25 M | 55.9% | 25.9% | 12/24/16 | 2517 | 122,821 | 151,242 | 261,454 | 696,686 | 1,232,203 | 8.75 M | 56.5% | -21.1% |
| 12/28/16 | 2518 | 94,709 | 44,650 | 106,905 | 175,739 | 550,177 | 972,180 | 9.50 M | 56.6% | 20.4% | 12/31/16 | 2519 | 121,207 | 134,518 | 235,000 | 680,000 | 1,170,725 | 10.25 M | 58.1% | |

| | | | |
|---------------------|---------|---------------------------|-----------|
| Est Sales: Saturday | | Est Draw Sales: Wednesday | |
| 58.0% | 59.0% | -17.5% | -13.3% |
| 677,668 | 706,165 | 965,848 | 1,015,019 |

| | |
|--------------------------------------|--------------|
| *Estimated Support for Jackpot Prize | \$10,346,468 |
| Less: Current Advertised Jackpot | \$10,250,000 |
| Possible funds added to prize | 96,468 Over |

Estimated Cash Value \$6,901,892

| | | | | |
|--|---|--|--------------|--------------|
| If there is no jackpot prize ticket sold in tonight's drawing: | low | | high | |
| | Estimated Total Draw Sales for the Current Roll Cycle | | \$17,214,848 | \$17,214,848 |
| | Estimated Sales for Next Draw | | \$965,900 | \$1,015,000 |
| | Estimated Total Draw Sales for the Roll Cycle | | \$18,180,748 | \$18,229,848 |
| **Estimated Support for the Jackpot Prize In the Next Draw | | | \$10,926,993 | \$10,956,503 |




| | |
|--|--------------|
| Wednesday Prospective Jackpot | \$10,500,000 |
| Possible funds added to prize | \$426,993 |
| Estimated Cash Value | \$7,070,231 |
| Wednesday Prospective Jackpot | \$10,750,000 |
| Possible funds added to prize | \$176,993 |
| Estimated Cash Value | \$7,238,570 |
| Wednesday Prospective Jackpot | \$11,000,000 |
| **Amount necessary to fund prospective jackpot | (49,160) |
| Estimated Cash Value | \$7,406,909 |

If a Jackpot Prize ticket is sold in tonight's drawing

| | |
|-------------------------|--------|
| Current Interest Factor | 1.4851 |
| Previous Draw Factor | 1.4959 |

| | |
|-------------------------|--------|
| Next Advertised Jackpot | 5.00 M |
| Cash Value | 3.36 M |

Approval for Estimated Jackpot Amount to Advertise

| | | |
|----------------|---|-------------------|
| 10.75 M |  | 12/30/16 11:04 AM |
| Jackpot Amount | Kathy Pyka Controller | Date |
| 10.75 M |  | 12/30/16 11:35 AM |
| Jackpot Amount | Michael Anger Lottery Operations Director | Date |
| 10.75 M |  | 12/30/16 11:37 AM |
| Jackpot Amount | Gary Grief Executive Director | Date |

For Michael Anger

Estimated Support for Jackpot Prize = (Est. total draw sales in the roll cycle) x (Jackpot prize is 40.47% of draw sales)*(int factor)
*Estimated total draw sales may be adjusted to include promotional wagers associated with this game.
**If additional funds are required, funds will be taken from the State Lottery Account as identified in Government Code, § 466.355