

Lotto Texas Jackpot Estimation Worksheet

Wednesday Date	Draw #	Advance	Sunday	Monday	Tuesday	Wednesday	Total Draw Sales	Wednesday Advertised Jackpot	Wed % of Total Draw Sales	% Change from Wednesday rolling to Saturday	Saturday Date	Draw #	Advance	Thursday	Friday	Saturday	Total Draw Sales	Sat Adv Jackpot	Sat % of Total Draw Sales	% Change from Saturday rolling to Wednesday
07/20/16	2472	91,951	67,141	108,046	157,089	516,797	941,024	5.75 M	54.9%	12.6%	07/23/16	2473	121,160	113,201	203,299	621,506	1,059,166	6.00 M	58.7%	-7.3%
07/27/16	2474	92,236	65,920	108,382	162,289	552,669	981,496	6.25 M	56.3%	15.1%	07/30/16	2475	122,542	115,104	219,880	672,547	1,130,073	6.50 M	59.5%	-13.8%
08/03/16	2476	91,877	67,252	110,667	160,585	543,719	974,100	6.75 M	55.8%	13.3%	08/06/16	2477	121,616	119,505	209,707	652,998	1,103,826	7.00 M	59.2%	-12.7%
08/10/16	2478	91,995	68,103	111,145	159,856	532,599	963,698	7.25 M	55.3%	14.0%	08/13/16	2479	121,476	117,626	210,017	649,268	1,098,387	7.50 M	59.1%	-13.2%
08/17/16	2480	91,529	66,070	108,093	158,891	529,183	953,766	7.75 M	55.5%	15.7%	08/20/16	2481	121,054	117,698	205,910	658,938	1,103,600	8.00 M	59.7%	-12.7%
08/24/16	2482	91,100	67,231	110,118	161,289	533,468	963,206	8.25 M	55.4%	15.1%	08/27/16	2483	120,808	115,024	209,690	662,995	1,108,517	8.50 M	59.8%	-12.7%
08/31/16	2484	90,698	67,794	109,341	163,268	537,127	968,228	8.75 M	55.5%	16.3%	09/03/16	2485	118,649	121,805	225,519	659,759	1,125,732	9.25 M	58.6%	-14.1%
09/07/16	2486	91,249	67,857	88,541	167,885	551,440	966,972	9.75 M	57.0%	16.9%	09/10/16	2487	120,417	118,446	221,917	669,154	1,129,934	10.25 M	59.2%	-11.2%
09/14/16	2488	92,156	68,151	117,460	170,871	554,581	1,003,219	11.00 M	55.3%	13.0%	09/17/16	2489	121,292	123,104	223,321	666,061	1,133,778	11.75 M	58.7%	-11.6%
09/21/16	2490	92,043	66,781	115,885	170,636	556,436	1,001,781	12.25 M	55.5%	14.6%	09/24/16	2491	120,745	124,375	219,962	683,035	1,148,117	13.00 M	59.5%	-12.0%
09/28/16	2492	91,412	66,637	116,663	172,143	564,012	1,010,867	13.25 M	55.8%	16.5%	10/01/16	2493	118,461	126,294	233,086	699,739	1,177,580	14.00 M	59.4%	-11.2%
10/05/16	2494	90,921	73,094	123,763	178,961	578,568	1,045,307	14.50 M	55.3%	10.9%	10/08/16	2495	121,276	127,266	226,301	684,721	1,159,564	15.50 M	59.0%	-10.7%
10/12/16	2496	92,021	70,559	118,324	175,503	578,891	1,035,298	16.00 M	55.9%	13.5%	10/15/16	2497	122,366	128,072	227,831	697,205	1,175,474	16.75 M	59.3%	-10.5%
10/19/16	2498	93,106	74,688	123,874	178,085	581,742	1,051,495	17.00 M	55.3%	12.5%	10/22/16	2499	122,259	126,195	235,418	698,709	1,182,581	18.00 M	59.1%	-9.7%
10/26/16	2500	92,931	74,000	126,249	179,488	595,487	1,068,155	18.50 M	55.7%	13.2%	10/29/16	2501	122,705	130,908	241,102	714,892	1,209,607	19.25 M	59.1%	-8.4%
11/02/16	2502	89,645	76,626	126,887	192,738	622,131	1,108,027	20.00 M	56.1%	-6.1%	11/05/16	2503	122,559	113,451	199,343	604,947	1,040,300	5.00 M	58.2%	-14.8%
11/09/16	2504	91,007	60,415	103,310	148,619	482,861	886,212	5.25 M	54.5%	14.6%	11/12/16	2505	119,095	111,196	189,386	596,363	1,016,040	5.50 M	58.7%	-10.7%
11/16/16	2506	89,035	60,115	104,920	153,664	500,075	907,809	5.75 M	55.1%	12.2%	11/19/16	2507	118,257	111,248	193,959	595,272	1,018,736	6.00 M	58.4%	-6.3%
11/23/16	2508	90,368	59,792	110,621	169,652	523,914	954,347	6.25 M	54.9%	5.9%	11/26/16	2509	122,131	69,324	201,257	617,758	1,010,470	6.50 M	61.1%	-9.3%
11/30/16	2510	88,020	61,608	102,228	149,665	515,273	916,794	6.75 M	56.2%	15.8%	12/03/16	2511	116,711	116,912	211,523	616,568	1,061,714	7.00 M	58.1%	-10.5%
12/07/16	2512	87,022	64,067	110,933	166,330	521,869	950,221	7.25 M	54.9%	10.5%	12/10/16	2513	119,861	106,932	196,882	626,684	1,050,359	7.50 M	59.7%	-8.9%
12/14/16	2514	88,888	66,183	115,283	164,820	522,126	957,300	7.75 M	54.5%	14.0%	12/17/16	2515	119,804	119,650	209,658	641,841	1,090,953	8.00 M	58.8%	-10.3%
12/21/16	2516	90,785	57,297	112,786	170,801	546,816	978,485	8.25 M	55.9%	25.9%	12/24/16	2517	122,821	151,242	261,454	696,686	1,232,203	8.75 M	56.5%	-21.1%
12/28/16	2518	94,709	44,650	106,905	175,739	550,177	972,180	9.50 M	56.6%	36.7%	12/31/16	2519	121,207	134,518	255,960	817,283	1,328,968	10.25 M	61.5%	-25.3%
01/04/17	2520	90,930	60,762	109,797	180,933	550,000	992,422	10.75 M	55.4%		01/07/17	2521								

Est Sales: Wednesday		Est Draw Sales: Saturday	
55.3%	56.3%	13.2%	18.3%
547,336	569,985	1,123,422	1,174,035

*Estimated Support for Jackpot Prize \$10,993,445
Less: Current Advertised Jackpot \$10,750,000
Possible funds added to prize 243,445 Over

Estimated Cash Value \$7,267,933

If there is no jackpot prize ticket sold in tonight's drawing:	low high	
	Estimated Total Draw Sales for the Current Roll Cycle	\$18,365,513 \$18,365,513
	Estimated Sales for Next Draw	\$1,124,000 \$1,174,000
	Estimated Total Draw Sales for the Roll Cycle	\$19,489,513 \$19,539,513
**Estimated Support for the Jackpot Prize In the Next Draw		\$11,666,263 \$11,696,192




Saturday Prospective Jackpot	\$11,250,000
Possible funds added to prize	\$416,263
Estimated Cash Value	\$7,605,977
Saturday Prospective Jackpot	\$11,500,000
Possible funds added to prize	\$166,263
Estimated Cash Value	\$7,774,998
Saturday Prospective Jackpot	\$11,750,000
**Amount necessary to fund prospective jackpot	(56,613)
Estimated Cash Value	\$7,944,020

If a Jackpot Prize ticket is sold in tonight's drawing

Current Interest Factor	1.4791
Previous Draw Factor	1.4851

Next Advertised Jackpot	5.00 M
Cash Value	3.38 M

Approval for Estimated Jackpot Amount to Advertise

11.50 M		1/4/17 10:38 AM
Jackpot Amount	Kathy Pyka Controller	Date
11.50 M		1/4/17 1:17 PM
Jackpot Amount	Michael Anger Lottery Operations Director	Date
11.50 M		1/4/17 1:20 PM
Jackpot Amount	Gary Grief Executive Director	Date

Estimated Support for Jackpot Prize = (Est. total draw sales in the roll cycle) x (Jackpot prize is 40.47% of draw sales)*(int factor)
*Estimated total draw sales may be adjusted to include promotional wagers associated with this game.
**If additional funds are required, funds will be taken from the State Lottery Account as identified in Government Code, § 466.355