

Lotto Texas Jackpot Estimation Worksheet

Wednesday Date	Draw #	Advance	Sunday	Monday	Tuesday	Wednesday	Total Draw Sales	Wednesday Advertised Jackpot	Wed % of Total Draw Sales	% Change from Wednesday rolling to Saturday	Saturday Date	Draw #	Advance	Thursday	Friday	Saturday	Total Draw Sales	Sat Adv Jackpot	Sat % of Total Draw Sales	% Change from Saturday rolling to Wednesday
01/04/17	2520	90,930	60,762	109,797	180,933	551,689	994,111	10.75 M	55.5%	10.0%	01/07/17	2521	120,868	128,069	198,915	645,414	1,093,266	11.50 M	59.0%	-6.0%
01/11/17	2522	90,107	69,831	123,774	176,653	567,757	1,028,122	12.00 M	55.2%	15.7%	01/14/17	2523	120,960	128,754	239,940	699,873	1,189,527	12.50 M	58.8%	-14.1%
01/18/17	2524	92,251	69,384	117,754	176,381	565,456	1,021,226	13.25 M	55.4%	14.9%	01/21/17	2525	121,104	129,906	220,940	701,209	1,173,159	14.00 M	59.8%	-9.8%
01/25/17	2526	92,337	71,385	125,204	183,493	585,254	1,057,673	14.75 M	55.3%	15.0%	01/28/17	2527	121,194	132,371	243,432	719,406	1,216,403	15.50 M	59.1%	-11.1%
02/01/17	2528	90,500	77,913	125,484	182,140	605,136	1,081,173	16.25 M	56.0%	15.9%	02/04/17	2529	121,445	131,251	245,314	754,618	1,252,628	17.00 M	60.2%	-11.8%
02/08/17	2530	92,113	76,194	129,648	189,719	617,196	1,104,870	17.50 M	55.9%	13.0%	02/11/17	2531	122,155	135,333	245,360	745,260	1,248,108	18.00 M	59.7%	-9.7%
02/15/17	2532	91,203	81,503	138,396	176,231	639,863	1,127,196	18.75 M	56.8%	13.0%	02/18/17	2533	122,903	138,884	252,292	759,626	1,273,705	19.75 M	59.6%	0.0%
02/22/17	2534	93,712	83,161	126,028	218,882	751,710	1,273,493	20.25 M	59.0%	4.9%	02/25/17	2535	124,886	137,923	253,850	819,237	1,335,896	21.00 M	61.3%	-9.5%
03/01/17	2536	92,566	85,206	140,812	204,694	686,285	1,209,563	21.75 M	56.7%	11.4%	03/04/17	2537	123,579	147,420	268,763	807,724	1,347,486	22.50 M	59.9%	-9.3%
03/08/17	2538	94,563	84,941	145,993	206,646	689,960	1,222,103	23.50 M	56.5%	12.2%	03/11/17	2539	125,691	150,265	274,046	820,714	1,370,716	24.50 M	59.9%	-9.9%
03/15/17	2540	95,719	89,308	147,562	215,117	687,249	1,234,955	25.50 M	55.6%	10.4%	03/18/17	2541	125,996	155,822	279,650	801,475	1,362,943	26.25 M	58.8%	-9.0%
03/22/17	2542	94,768	92,686	150,060	213,979	688,712	1,240,205	26.75 M	55.5%	9.8%	03/25/17	2543	125,457	151,864	269,661	815,043	1,362,025	27.25 M	59.8%	-32.0%
03/29/17	2544	94,291	68,564	110,118	158,183	495,557	926,713	5.00 M	53.5%	17.7%	04/01/17	2545	118,478	113,676	208,668	649,666	1,090,488	5.25 M	59.6%	-13.5%
04/05/17	2546	91,379	62,330	115,989	157,295	516,214	943,207	5.50 M	54.7%	13.7%	04/08/17	2547	119,294	116,558	205,983	630,829	1,072,664	5.75 M	58.8%	-11.8%
04/12/17	2548	91,295	69,688	110,127	149,109	525,587	945,806	6.00 M	55.6%	15.3%	04/15/17	2549	119,628	130,714	221,014	618,991	1,090,347	6.25 M	56.8%	-13.8%
04/19/17	2550	90,882	56,354	107,577	159,114	525,630	939,557	6.50 M	55.9%	15.1%	04/22/17	2551	118,742	117,476	207,715	637,041	1,080,974	6.75 M	58.9%	-11.7%
04/26/17	2552	89,896	69,599	112,633	161,050	521,535	954,713	7.00 M	54.6%	14.6%	04/29/17	2553	118,437	119,189	213,813	642,973	1,094,412	7.25 M	58.8%	-11.2%
05/03/17	2554	88,881	68,595	115,894	163,329	534,963	971,662	7.50 M	55.1%	12.4%	05/06/17	2555	118,992	121,955	210,325	640,564	1,091,836	7.75 M	58.7%	-12.3%
05/10/17	2556	90,044	68,582	112,658	158,429	527,360	957,073	8.00 M	55.1%	12.9%	05/13/17	2557	119,235	116,574	209,990	635,133	1,080,932	8.25 M	58.8%	-11.0%
05/17/17	2558	91,250	65,741	113,893	162,783	528,057	961,724	8.75 M	54.9%	13.9%	05/20/17	2559	119,309	119,304	213,301	643,399	1,095,313	9.50 M	58.7%	-11.4%
05/24/17	2560	91,239	67,648	110,407	161,572	539,373	970,239	10.00 M	55.6%	13.8%	05/27/17	2561	119,367	123,266	221,534	639,558	1,103,725	10.50 M	57.9%	-12.3%
05/31/17	2562	89,439	68,230	86,764	167,486	556,518	968,437	11.00 M	57.5%	17.7%	06/03/17	2563	116,589	124,393	220,049	678,680	1,139,711	11.75 M	59.5%	-10.1%
06/07/17	2564	91,053	71,143	118,915	177,271	566,696	1,025,078	12.25 M	55.3%	17.7%	06/10/17	2565	120,374	126,770	237,205	722,118	1,206,467	13.00 M	59.9%	-16.8%
06/14/17	2566	94,089	68,911	113,748	169,897	557,383	1,004,028	13.50 M	55.5%	19.4%	06/17/17	2567	120,787	125,660	240,000	712,000	1,198,447	14.25 M	59.4%	

Est Sales: Saturday		Est Draw Sales: Wednesday	
59.3%	60.3%	-16.1%	-11.8%
708,754	738,860	1,005,497	1,057,030

*Estimated Support for Jackpot Prize	\$14,284,908
Less: Current Advertised Jackpot	\$14,250,000
Possible funds added to prize	34,908 Over

Estimated Cash Value	\$10,057,877
----------------------	--------------

If there is no jackpot prize ticket sold in tonight's drawing:	low	high
Estimated Total Draw Sales for the Current Roll Cycle	\$24,913,553	\$24,913,553
Estimated Sales for Next Draw	\$1,006,000	\$1,057,000
Estimated Total Draw Sales for the Roll Cycle	\$25,919,553	\$25,970,553
**Estimated Support for the Jackpot Prize In the Next Draw	\$14,861,727	\$14,890,969




Wednesday Prospective Jackpot	\$14,500,000
Possible funds added to prize	\$361,727
Estimated Cash Value	\$10,234,331
Wednesday Prospective Jackpot	\$14,750,000
Possible funds added to prize	\$111,727
Estimated Cash Value	\$10,410,785
Wednesday Prospective Jackpot	\$15,000,000
**Amount necessary to fund prospective jackpot	(97,595)
Estimated Cash Value	\$10,587,239

If a Jackpot Prize ticket is sold in tonight's drawing

Current Interest Factor	1.4168
Previous Draw Factor	1.4252

Next Advertised Jackpot	5.00 M
Cash Value	3.52 M

Approval for Estimated Jackpot Amount to Advertise

14.75 M		6/16/17 10:28 AM
Jackpot Amount	Kathy Pyka	Controller
		Date
14.75 M		6/16/17 12:06 PM
Jackpot Amount	Michael Anger	Lottery Operations Director
		Date
14.75 M		6/16/17 12:19 PM
Jackpot Amount	Gary Grief	Executive Director
		Date

Estimated Support for Jackpot Prize = (Est. total draw sales in the roll cycle) x (Jackpot prize is 40.47% of draw sales)*(int factor)
*Estimated total draw sales may be adjusted to include promotional wagers associated with this game.
**If additional funds are required, funds will be taken from the State Lottery Account as identified in Government Code, § 466.355