

Lotto Texas Jackpot Estimation Worksheet

Wednesday Date	Draw #	Advance	Sunday	Monday	Tuesday	Wednesday	Total Draw Sales	Wednesday Advertised Jackpot	Wed % of Total Draw Sales	% Change from Wednesday rolling to Saturday	Saturday Date	Draw #	Advance	Thursday	Friday	Saturday	Total Draw Sales	Sat Adv Jackpot	Sat % of Total Draw Sales	% Change from Saturday rolling to Wednesday
04/19/17	2550	90,882	56,354	107,577	159,114	525,630	939,557	6.50 M	55.9%	15.1%	04/22/17	2551	118,742	117,476	207,715	637,041	1,080,974	6.75 M	58.9%	-11.7%
04/26/17	2552	89,896	69,599	112,633	161,050	521,535	954,713	7.00 M	54.6%	14.6%	04/29/17	2553	118,437	119,189	213,813	642,973	1,094,412	7.25 M	58.8%	-11.2%
05/03/17	2554	88,881	68,595	115,894	163,329	534,963	971,662	7.50 M	55.1%	12.4%	05/06/17	2555	118,992	121,955	210,325	640,564	1,091,836	7.75 M	58.7%	-12.3%
05/10/17	2556	90,044	68,582	112,658	158,429	527,360	957,073	8.00 M	55.1%	12.9%	05/13/17	2557	119,235	116,574	209,990	635,133	1,080,932	8.25 M	58.8%	-11.0%
05/17/17	2558	91,250	65,741	113,893	162,783	528,057	961,724	8.75 M	54.9%	13.9%	05/20/17	2559	119,309	119,304	213,301	643,399	1,095,313	9.50 M	58.7%	-11.4%
05/24/17	2560	91,239	67,648	110,407	161,572	539,373	970,239	10.00 M	55.6%	13.8%	05/27/17	2561	119,367	123,266	221,534	639,558	1,103,725	10.50 M	57.9%	-12.3%
05/31/17	2562	89,439	68,230	86,764	167,486	556,518	968,437	11.00 M	57.5%	17.7%	06/03/17	2563	116,589	124,393	220,049	678,680	1,139,711	11.75 M	59.5%	-10.1%
06/07/17	2564	91,053	71,143	118,915	177,271	566,696	1,025,078	12.25 M	55.3%	17.7%	06/10/17	2565	120,374	126,770	237,205	722,118	1,206,467	13.00 M	59.9%	-16.8%
06/14/17	2566	94,089	68,911	113,748	169,897	557,383	1,004,028	13.50 M	55.5%	16.8%	06/17/17	2567	120,787	125,660	228,849	697,270	1,172,566	14.25 M	59.5%	-23.3%
06/21/17	2568	92,989	63,948	102,511	152,037	487,990	899,475	5.00 M	54.3%	14.0%	06/24/17	2569	119,028	108,764	197,017	600,934	1,025,743	5.25 M	58.6%	-12.1%
06/28/17	2570	90,861	63,799	104,835	150,688	491,522	901,705	5.50 M	54.5%	18.4%	07/01/17	2571	115,753	115,188	210,502	626,502	1,067,945	5.75 M	58.7%	-17.4%
07/05/17	2572	89,990	67,470	123,625	122,604	478,591	882,280	6.00 M	54.2%	21.5%	07/08/17	2573	115,253	115,522	211,401	629,467	1,071,643	6.25 M	58.7%	-11.1%
07/12/17	2574	90,616	69,011	111,236	160,481	521,778	953,122	6.50 M	54.7%	13.9%	07/15/17	2575	117,287	118,106	216,310	634,125	1,085,828	6.75 M	58.4%	-11.1%
07/19/17	2576	91,283	72,326	119,896	163,886	517,398	964,789	7.00 M	53.6%	8.3%	07/22/17	2577	118,206	113,665	204,651	608,609	1,045,131	5.00 M	58.2%	-10.9%
07/26/17	2578	90,470	67,118	108,398	161,347	503,536	930,869	5.25 M	54.1%	15.7%	07/29/17	2579	117,438	114,785	211,481	633,205	1,076,909	5.50 M	58.8%	-11.3%
08/02/17	2580	87,758	69,487	112,028	169,236	517,106	955,615	5.75 M	54.1%	24.1%	08/05/17	2581	116,993	123,422	244,562	700,696	1,185,673	6.00 M	59.1%	-7.5%
08/09/17	2582	90,841	75,032	117,823	206,146	606,727	1,096,569	6.25 M	55.3%	16.0%	08/12/17	2583	119,989	141,318	300,234	710,291	1,271,832	6.50 M	55.8%	-18.6%
08/16/17	2584	92,377	69,702	119,187	173,580	580,398	1,035,244	6.75 M	56.1%	18.9%	08/19/17	2585	120,130	128,545	243,740	738,448	1,230,863	7.00 M	60.0%	3.6%
08/23/17	2586	93,187	75,275	129,273	212,332	764,881	1,274,948	7.25 M	60.0%	-19.8%	08/26/17	2587	124,597	131,562	230,257	535,825	1,022,241	7.50 M	52.4%	-16.3%
08/30/17	2588	90,451	48,541	88,635	139,537	487,977	855,141	7.75 M	57.1%	21.8%	09/02/17	2589	111,030	111,524	203,247	615,623	1,041,424	8.00 M	59.1%	-10.0%
09/06/17	2590	87,326	65,379	89,266	162,063	533,340	937,374	8.25 M	56.9%	16.0%	09/09/17	2591	114,122	118,720	211,206	643,677	1,087,725	9.00 M	59.2%	-11.0%
09/13/17	2592	88,798	67,965	112,548	164,674	534,303	968,288	9.50 M	55.2%	13.4%	09/16/17	2593	116,083	118,773	214,228	648,800	1,097,884	10.25 M	59.1%	-11.3%
09/20/17	2594	88,776	67,705	110,924	164,678	541,902	973,985	10.75 M	55.6%	13.8%	09/23/17	2595	115,588	118,458	219,238	655,238	1,108,522	11.50 M	59.1%	-10.6%
09/27/17	2596	88,988	70,736	114,225	166,786	550,160	990,895	12.00 M	55.5%	12.5%	09/30/17	2597	117,029	119,085	219,000	660,000	1,115,114	12.75 M	59.2%	

Est Sales: Saturday		Est Draw Sales: Wednesday	
59.0%	60.0%	-10.6%	-6.1%
654,920	682,671	996,912	1,047,092

*Estimated Support for Jackpot Prize	\$12,987,108
Less: Current Advertised Jackpot	\$12,750,000
Possible funds added to prize	237,108 Over

Estimated Cash Value	\$8,860,935
----------------------	-------------

If there is no jackpot prize ticket sold in tonight's drawing:	low	high
Estimated Total Draw Sales for the Current Roll Cycle	\$22,302,246	\$22,302,246
Estimated Sales for Next Draw	\$997,000	\$1,047,000
Estimated Total Draw Sales for the Roll Cycle	\$23,299,246	\$23,349,246
**Estimated Support for the Jackpot Prize In the Next Draw	\$13,567,683	\$13,596,800




Wednesday Prospective Jackpot	\$13,250,000
Possible funds added to prize	\$317,683
Estimated Cash Value	\$9,208,423
Wednesday Prospective Jackpot	\$13,500,000
Possible funds added to prize	\$67,683
Estimated Cash Value	\$9,382,167
Wednesday Prospective Jackpot	\$13,750,000
**Amount necessary to fund prospective jackpot	(126,706)
Estimated Cash Value	\$9,555,911

If a Jackpot Prize ticket is sold in tonight's drawing

Current Interest Factor	1.4389
Previous Draw Factor	1.4360

Next Advertised Jackpot	5.00 M
Cash Value	3.47 M

Approval for Estimated Jackpot Amount to Advertise

13.50 M		9/29/17 10:40 AM
Jackpot Amount	Kathy Pyka	Controller
		Date
13.50 M		9/29/17 11:13 AM
Jackpot Amount	Michael Anger	Lottery Operations Director
		Date
13.50 M		9/29/17 11:22 AM
Jackpot Amount	Gary Grief	Executive Director
		Date

For Michael Anger

Estimated Support for Jackpot Prize = (Est. total draw sales in the roll cycle) x (Jackpot prize is 40.47% of draw sales)\*(int factor)  
\*Estimated total draw sales may be adjusted to include promotional wagers associated with this game.  
\*\*If additional funds are required, funds will be taken from the State Lottery Account as identified in Government Code, § 466.355