

Lotto Texas Jackpot Estimation Worksheet

| Wednesday Date | Draw # | Advance | Sunday | Monday | Tuesday | Wednesday | Total Draw Sales | Wednesday Advertised Jackpot | Wed % of Total Draw Sales | % Change from Wednesday rolling to Saturday | Saturday Date | Draw # | Advance | Thursday | Friday | Saturday | Total Draw Sales | Sat Adv Jackpot | Sat % of Total Draw Sales | % Change from Saturday rolling to Wednesday |
|-------------------|--------|---------|--------|---------|---------|-----------|---------------------|------------------------------------|---------------------------------|--|------------------|--------|---------|----------|---------|----------|------------------------|--------------------|------------------------------|--|
| 05/31/17 | 2562 | 89,439 | 68,230 | 86,764 | 167,486 | 556,518 | 968,437 | 11.00 M | 57.5% | 17.7% | 06/03/17 | 2563 | 116,589 | 124,393 | 220,049 | 678,680 | 1,139,711 | 11.75 M | 59.5% | -10.1% |
| 06/07/17 | 2564 | 91,053 | 71,143 | 118,915 | 177,271 | 566,696 | 1,025,078 | 12.25 M | 55.3% | 17.7% | 06/10/17 | 2565 | 120,374 | 126,770 | 237,205 | 722,118 | 1,206,467 | 13.00 M | 59.9% | -16.8% |
| 06/14/17 | 2566 | 94,089 | 68,911 | 113,748 | 169,897 | 557,383 | 1,004,028 | 13.50 M | 55.5% | 16.8% | 06/17/17 | 2567 | 120,787 | 125,660 | 228,849 | 697,270 | 1,172,566 | 14.25 M | 59.5% | -23.3% |
| 06/21/17 | 2568 | 92,989 | 63,948 | 102,511 | 152,037 | 487,990 | 899,475 | 5.00 M | 54.3% | 14.0% | 06/24/17 | 2569 | 119,028 | 108,764 | 197,017 | 600,934 | 1,025,743 | 5.25 M | 58.6% | -12.1% |
| 06/28/17 | 2570 | 90,861 | 63,799 | 104,835 | 150,688 | 491,522 | 901,705 | 5.50 M | 54.5% | 18.4% | 07/01/17 | 2571 | 115,753 | 115,188 | 210,502 | 626,502 | 1,067,945 | 5.75 M | 58.7% | -17.4% |
| 07/05/17 | 2572 | 89,990 | 67,470 | 123,625 | 122,604 | 478,591 | 882,280 | 6.00 M | 54.2% | 21.5% | 07/08/17 | 2573 | 115,253 | 115,522 | 211,401 | 629,467 | 1,071,643 | 6.25 M | 58.7% | -11.1% |
| 07/12/17 | 2574 | 90,616 | 69,011 | 111,236 | 160,481 | 521,778 | 953,122 | 6.50 M | 54.7% | 13.9% | 07/15/17 | 2575 | 117,287 | 118,106 | 216,310 | 634,125 | 1,085,828 | 6.75 M | 58.4% | -11.1% |
| 07/19/17 | 2576 | 91,283 | 72,326 | 119,896 | 163,886 | 517,398 | 964,789 | 7.00 M | 53.6% | 8.3% | 07/22/17 | 2577 | 118,206 | 113,665 | 204,651 | 608,609 | 1,045,131 | 5.00 M | 58.2% | -10.9% |
| 07/26/17 | 2578 | 90,470 | 67,118 | 108,398 | 161,347 | 503,536 | 930,869 | 5.25 M | 54.1% | 15.7% | 07/29/17 | 2579 | 117,438 | 114,785 | 211,481 | 633,205 | 1,076,909 | 5.50 M | 58.8% | -11.3% |
| 08/02/17 | 2580 | 87,758 | 69,487 | 112,028 | 169,236 | 517,106 | 955,615 | 5.75 M | 54.1% | 24.1% | 08/05/17 | 2581 | 116,993 | 123,422 | 244,562 | 700,696 | 1,185,673 | 6.00 M | 59.1% | -7.5% |
| 08/09/17 | 2582 | 90,841 | 75,032 | 117,823 | 206,146 | 606,727 | 1,096,569 | 6.25 M | 55.3% | 16.0% | 08/12/17 | 2583 | 119,989 | 141,318 | 300,234 | 710,291 | 1,271,832 | 6.50 M | 55.8% | -18.6% |
| 08/16/17 | 2584 | 92,377 | 69,702 | 119,187 | 173,580 | 580,398 | 1,035,244 | 6.75 M | 56.1% | 18.9% | 08/19/17 | 2585 | 120,130 | 128,545 | 243,740 | 738,448 | 1,230,863 | 7.00 M | 60.0% | 3.6% |
| 08/23/17 | 2586 | 93,187 | 75,275 | 129,273 | 212,332 | 764,881 | 1,274,948 | 7.25 M | 60.0% | -19.8% | 08/26/17 | 2587 | 124,597 | 131,562 | 230,257 | 535,825 | 1,022,241 | 7.50 M | 52.4% | -16.3% |
| 08/30/17 | 2588 | 90,451 | 48,541 | 88,635 | 139,537 | 487,977 | 855,141 | 7.75 M | 57.1% | 21.8% | 09/02/17 | 2589 | 111,030 | 111,524 | 203,247 | 615,623 | 1,041,424 | 8.00 M | 59.1% | -10.0% |
| 09/06/17 | 2590 | 87,326 | 65,379 | 89,266 | 162,063 | 533,340 | 937,374 | 8.25 M | 56.9% | 16.0% | 09/09/17 | 2591 | 114,122 | 118,720 | 211,206 | 643,677 | 1,087,725 | 9.00 M | 59.2% | -11.0% |
| 09/13/17 | 2592 | 88,798 | 67,965 | 112,548 | 164,674 | 534,303 | 968,288 | 9.50 M | 55.2% | 13.4% | 09/16/17 | 2593 | 116,083 | 118,773 | 214,228 | 648,800 | 1,097,884 | 10.25 M | 59.1% | -11.3% |
| 09/20/17 | 2594 | 88,776 | 67,705 | 110,924 | 164,678 | 541,902 | 973,985 | 10.75 M | 55.6% | 13.8% | 09/23/17 | 2595 | 115,588 | 118,458 | 219,238 | 655,238 | 1,108,522 | 11.50 M | 59.1% | -10.6% |
| 09/27/17 | 2596 | 88,988 | 70,736 | 114,225 | 166,786 | 550,160 | 990,895 | 12.00 M | 55.5% | 14.6% | 09/30/17 | 2597 | 117,029 | 119,085 | 224,711 | 675,166 | 1,135,991 | 12.75 M | 59.4% | -10.9% |
| 10/04/17 | 2598 | 89,109 | 71,628 | 118,047 | 171,613 | 562,121 | 1,012,518 | 13.50 M | 55.5% | 12.6% | 10/07/17 | 2599 | 118,614 | 124,830 | 223,814 | 672,473 | 1,139,731 | 14.00 M | 59.0% | -10.9% |
| 10/11/17 | 2600 | 91,271 | 71,253 | 115,231 | 174,812 | 562,563 | 1,015,130 | 14.75 M | 55.4% | 13.5% | 10/14/17 | 2601 | 118,496 | 126,951 | 237,454 | 669,009 | 1,151,910 | 15.50 M | 58.1% | -10.8% |
| 10/18/17 | 2602 | 90,394 | 74,076 | 122,730 | 174,311 | 566,059 | 1,027,570 | 16.00 M | 55.1% | 13.0% | 10/21/17 | 2603 | 119,105 | 127,926 | 232,290 | 681,742 | 1,161,063 | 16.75 M | 58.7% | -9.9% |
| 10/25/17 | 2604 | 90,679 | 73,302 | 125,145 | 181,143 | 576,093 | 1,046,362 | 17.25 M | 55.1% | 12.9% | 10/28/17 | 2605 | 118,749 | 133,573 | 238,001 | 691,113 | 1,181,436 | 18.25 M | 58.5% | -8.3% |
| 11/01/17 | 2606 | 88,926 | 76,729 | 131,822 | 180,696 | 605,256 | 1,083,429 | 18.75 M | 55.9% | 13.3% | 11/04/17 | 2607 | 120,285 | 135,962 | 253,495 | 717,848 | 1,227,590 | 19.25 M | 58.5% | -11.4% |
| 11/08/17 | 2608 | 93,661 | 80,386 | 134,064 | 196,280 | 583,644 | 1,088,035 | 19.75 M | 53.6% | 13.9% | 11/11/17 | 2609 | 121,388 | 140,501 | 250,693 | 726,855 | 1,239,437 | 20.50 M | 58.6% | -11.8% |
| 11/15/17 | 2610 | 93,076 | 79,190 | 135,365 | 197,147 | 588,000 | 1,092,778 | 21.25 M | 53.8% | | 11/18/17 | 2611 | | | | | | | | |

| Est Sales: Wednesday | | Est Draw Sales: Saturday | |
|----------------------|---------|--------------------------|-----------|
| 53.6% | 54.6% | 14.2% | 18.9% |
| 583,106 | 607,068 | 1,247,952 | 1,299,313 |

| | |
|---|--------------|
| *Estimated Support for Jackpot Prize | \$21,249,522 |
| Less: Current Advertised Jackpot | \$21,250,000 |
| Difference | (478) Under |
| **Amount necessary to fund advertised jackpot | 335 |
| Estimated Cash Value | \$14,889,294 |

| | | |
|--|--------------|--------------|
| If there is no jackpot prize ticket sold in tonight's drawing: | low | high |
| Estimated Total Draw Sales for the Current Roll Cycle | \$36,790,112 | \$36,790,112 |
| Estimated Sales for Next Draw | \$1,248,000 | \$1,299,000 |
| Estimated Total Draw Sales for the Roll Cycle | \$38,038,112 | \$38,089,112 |
| **Estimated Support for the Jackpot Prize In the Next Draw | \$21,970,351 | \$21,999,808 |




| | |
|--|--------------|
| Saturday Prospective Jackpot | \$21,500,000 |
| Possible funds added to prize | \$470,351 |
| Estimated Cash Value | \$15,064,462 |
| Saturday Prospective Jackpot | \$21,750,000 |
| Possible funds added to prize | \$220,351 |
| Estimated Cash Value | \$15,239,630 |
| Saturday Prospective Jackpot | \$22,000,000 |
| **Amount necessary to fund prospective jackpot | (20,774) |
| Estimated Cash Value | \$15,414,798 |

If a Jackpot Prize ticket is sold in tonight's drawing

| | |
|-------------------------|--------|
| Current Interest Factor | 1.4272 |
| Previous Draw Factor | 1.4366 |

| | |
|-------------------------|--------|
| Next Advertised Jackpot | 5.00 M |
| Cash Value | 3.50 M |

Approval for Estimated Jackpot Amount to Advertise

| | | |
|----------------|---|-----------------------------|
| 21.75 M |  | 11/15/17 10:37 AM |
| Jackpot Amount | Kathy Pyka | Controller |
| | | Date |
| 21.75 M |  | 11/15/17 1:34 PM |
| Jackpot Amount | Michael Anger | Lottery Operations Director |
| | | Date |
| 21.75 M |  | 11/15/17 1:43 PM |
| Jackpot Amount | Gary Grief | Executive Director |
| | | Date |

Estimated Support for Jackpot Prize = (Est. total draw sales in the roll cycle) x (Jackpot prize is 40.47% of draw sales)*(int factor)
*Estimated total draw sales may be adjusted to include promotional wagers associated with this game.
**If additional funds are required, funds will be taken from the State Lottery Account as identified in Government Code, § 466.355