

Lotto Texas Jackpot Estimation Worksheet

Wednesday Date	Draw #	Advance	Sunday	Monday	Tuesday	Wednesday	Total Draw Sales	Wednesday Advertised Jackpot	Wed % of Total Draw Sales	% Change from Wednesday rolling to Saturday	Saturday Date	Draw #	Advance	Thursday	Friday	Saturday	Total Draw Sales	Sat Adv Jackpot	Sat % of Total Draw Sales	% Change from Saturday rolling to Wednesday
06/14/17	2566	94,089	68,911	113,748	169,897	557,383	1,004,028	13.50 M	55.5%	16.8%	06/17/17	2567	120,787	125,660	228,849	697,270	1,172,566	14.25 M	59.5%	-23.3%
06/21/17	2568	92,989	63,948	102,511	152,037	487,990	899,475	5.00 M	54.3%	14.0%	06/24/17	2569	119,028	108,764	197,017	600,934	1,025,743	5.25 M	58.6%	-12.1%
06/28/17	2570	90,861	63,799	104,835	150,688	491,522	901,705	5.50 M	54.5%	18.4%	07/01/17	2571	115,753	115,188	210,502	626,502	1,067,945	5.75 M	58.7%	-17.4%
07/05/17	2572	89,990	67,470	123,625	122,604	478,591	882,280	6.00 M	54.2%	21.5%	07/08/17	2573	115,253	115,522	211,401	629,467	1,071,643	6.25 M	58.7%	-11.1%
07/12/17	2574	90,616	69,011	111,236	160,481	521,778	953,122	6.50 M	54.7%	13.9%	07/15/17	2575	117,287	118,106	216,310	634,125	1,085,828	6.75 M	58.4%	-11.1%
07/19/17	2576	91,283	72,326	119,896	163,886	517,398	964,789	7.00 M	53.6%	8.3%	07/22/17	2577	118,206	113,665	204,651	608,609	1,045,131	5.00 M	58.2%	-10.9%
07/26/17	2578	90,470	67,118	108,398	161,347	503,536	930,869	5.25 M	54.1%	15.7%	07/29/17	2579	117,438	114,785	211,481	633,205	1,076,909	5.50 M	58.8%	-11.3%
08/02/17	2580	87,758	69,487	112,028	169,236	517,106	955,615	5.75 M	54.1%	24.1%	08/05/17	2581	116,993	123,422	244,562	700,696	1,185,673	6.00 M	59.1%	-7.5%
08/09/17	2582	90,841	75,032	117,823	206,146	606,727	1,096,569	6.25 M	55.3%	16.0%	08/12/17	2583	119,989	141,318	300,234	710,291	1,271,832	6.50 M	55.8%	-18.6%
08/16/17	2584	92,377	69,702	119,187	173,580	580,398	1,035,244	6.75 M	56.1%	18.9%	08/19/17	2585	120,130	128,545	243,740	738,448	1,230,863	7.00 M	60.0%	3.6%
08/23/17	2586	93,187	75,275	129,273	212,332	764,881	1,274,948	7.25 M	60.0%	-19.8%	08/26/17	2587	124,597	131,562	230,257	535,825	1,022,241	7.50 M	52.4%	-16.3%
08/30/17	2588	90,451	48,541	88,635	139,537	487,977	855,141	7.75 M	57.1%	21.8%	09/02/17	2589	111,030	111,524	203,247	615,623	1,041,424	8.00 M	59.1%	-10.0%
09/06/17	2590	87,326	65,379	89,266	162,063	533,340	937,374	8.25 M	56.9%	16.0%	09/09/17	2591	114,122	118,720	211,206	643,677	1,087,725	9.00 M	59.2%	-11.0%
09/13/17	2592	88,798	67,965	112,548	164,674	534,303	968,288	9.50 M	55.2%	13.4%	09/16/17	2593	116,083	118,773	214,228	648,800	1,097,884	10.25 M	59.1%	-11.3%
09/20/17	2594	88,776	67,705	110,924	164,678	541,902	973,985	10.75 M	55.6%	13.8%	09/23/17	2595	115,588	118,458	219,238	655,238	1,108,522	11.50 M	59.1%	-10.6%
09/27/17	2596	88,988	70,736	114,225	166,786	550,160	990,895	12.00 M	55.5%	14.6%	09/30/17	2597	117,029	119,085	224,711	675,166	1,135,991	12.75 M	59.4%	-10.9%
10/04/17	2598	89,109	71,628	118,047	171,613	562,121	1,012,518	13.50 M	55.5%	12.6%	10/07/17	2599	118,614	124,830	223,814	672,473	1,139,731	14.00 M	59.0%	-10.9%
10/11/17	2600	91,271	71,253	115,231	174,812	562,563	1,015,130	14.75 M	55.4%	13.5%	10/14/17	2601	118,496	126,951	237,454	669,009	1,151,910	15.50 M	58.1%	-10.8%
10/18/17	2602	90,394	74,076	122,730	174,311	566,059	1,027,570	16.00 M	55.1%	13.0%	10/21/17	2603	119,105	127,926	232,290	681,742	1,161,063	16.75 M	58.7%	-9.9%
10/25/17	2604	90,679	73,302	125,145	181,143	576,093	1,046,362	17.25 M	55.1%	12.9%	10/28/17	2605	118,749	133,573	238,001	691,113	1,181,436	18.25 M	58.5%	-8.3%
11/01/17	2606	88,926	76,729	131,822	180,696	605,256	1,083,429	18.75 M	55.9%	13.3%	11/04/17	2607	120,285	135,962	253,495	717,848	1,227,590	19.25 M	58.5%	-11.4%
11/08/17	2608	93,661	80,386	134,064	196,280	583,644	1,088,035	19.75 M	53.6%	13.9%	11/11/17	2609	121,388	140,501	250,693	726,855	1,239,437	20.50 M	58.6%	-9.0%
11/15/17	2610	93,076	79,190	135,365	197,147	623,391	1,128,169	21.25 M	55.3%	11.3%	11/18/17	2611	122,097	140,970	252,270	740,031	1,255,368	21.75 M	58.9%	-5.3%
11/22/17	2612	94,251	82,427	144,136	219,685	648,142	1,188,641	22.50 M	54.5%	-0.9%	11/25/17	2613	125,602	84,535	241,092	727,269	1,178,498	23.25 M	61.7%	-2.7%
11/29/17	2614	90,294	85,260	139,481	195,420	636,000	1,146,455	24.00 M	55.5%		12/02/17	2615								

Est Sales: Wednesday		Est Draw Sales: Saturday	
55.4%	56.4%	9.0%	13.5%
634,063	660,313	1,249,636	1,301,226

*Estimated Support for Jackpot Prize \$24,034,558
Less: Current Advertised Jackpot \$24,000,000
Possible funds added to prize 34,558 Over

Estimated Cash Value \$16,809,077

If there is no jackpot prize ticket sold in tonight's drawing:	low	high
Estimated Total Draw Sales for the Current Roll Cycle	\$41,594,465	\$41,594,465
Estimated Sales for Next Draw	\$1,250,000	\$1,301,000
Estimated Total Draw Sales for the Roll Cycle	\$42,844,465	\$42,895,465
**Estimated Support for the Jackpot Prize In the Next Draw	\$24,756,846	\$24,786,315




Saturday Prospective Jackpot	\$24,500,000
Possible funds added to prize	\$256,846
Estimated Cash Value	\$17,159,266
Saturday Prospective Jackpot	\$24,750,000
Possible funds added to prize	\$6,846
Estimated Cash Value	\$17,334,361
Saturday Prospective Jackpot	\$25,000,000
**Amount necessary to fund prospective jackpot	(170,300)
Estimated Cash Value	\$17,509,455

If a Jackpot Prize ticket is sold in tonight's drawing

Current Interest Factor	1.4278
Previous Draw Factor	1.4266

Next Advertised Jackpot	5.00 M
Cash Value	3.50 M

Approval for Estimated Jackpot Amount to Advertise

24.75 M		11/29/17 10:37 AM
Jackpot Amount	Kathy Pyka	Controller
		Date
24.75 M		11/29/17 11:59 AM
Jackpot Amount	Michael Anger	Lottery Operations Director
		Date
24.75 M		11/29/17 12:14 PM
Jackpot Amount	Gary Grief	Executive Director
		Date

Estimated Support for Jackpot Prize = (Est. total draw sales in the roll cycle) x (Jackpot prize is 40.47% of draw sales)*(int factor)
*Estimated total draw sales may be adjusted to include promotional wagers associated with this game.
**If additional funds are required, funds will be taken from the State Lottery Account as identified in Government Code, § 466.355