

Lotto Texas Jackpot Estimation Worksheet

Wednesday Date	Draw #	Advance	Sunday	Monday	Tuesday	Wednesday	Total Draw Sales	Wednesday Advertised Jackpot	Wed % of Total Draw Sales	% Change from Wednesday rolling to Saturday	Saturday Date	Draw #	Advance	Thursday	Friday	Saturday	Total Draw Sales	Sat Adv Jackpot	Sat % of Total Draw Sales	% Change from Saturday rolling to Wednesday
09/20/17	2594	88,776	67,705	110,924	164,678	541,902	973,985	10.75 M	55.6%	13.8%	09/23/17	2595	115,588	118,458	219,238	655,238	1,108,522	11.50 M	59.1%	-10.6%
09/27/17	2596	88,988	70,736	114,225	166,786	550,160	990,895	12.00 M	55.5%	14.6%	09/30/17	2597	117,029	119,085	224,711	675,166	1,135,991	12.75 M	59.4%	-10.9%
10/04/17	2598	89,109	71,628	118,047	171,613	562,121	1,012,518	13.50 M	55.5%	12.6%	10/07/17	2599	118,614	124,830	223,814	672,473	1,139,731	14.00 M	59.0%	-10.9%
10/11/17	2600	91,271	71,253	115,231	174,812	562,563	1,015,130	14.75 M	55.4%	13.5%	10/14/17	2601	118,496	126,951	237,454	669,009	1,151,910	15.50 M	58.1%	-10.8%
10/18/17	2602	90,394	74,076	122,730	174,311	566,059	1,027,570	16.00 M	55.1%	13.0%	10/21/17	2603	119,105	127,926	232,290	681,742	1,161,063	16.75 M	58.7%	-9.9%
10/25/17	2604	90,679	73,302	125,145	181,143	576,093	1,046,362	17.25 M	55.1%	12.9%	10/28/17	2605	118,749	133,573	238,001	691,113	1,181,436	18.25 M	58.5%	-8.3%
11/01/17	2606	88,926	76,729	131,822	180,696	605,256	1,083,429	18.75 M	55.9%	13.3%	11/04/17	2607	120,285	135,962	253,495	717,848	1,227,590	19.25 M	58.5%	-11.4%
11/08/17	2608	93,661	80,386	134,064	196,280	583,644	1,088,035	19.75 M	53.6%	13.9%	11/11/17	2609	121,388	140,501	250,693	726,855	1,239,437	20.50 M	58.6%	-9.0%
11/15/17	2610	93,076	79,190	135,365	197,147	623,391	1,128,169	21.25 M	55.3%	11.3%	11/18/17	2611	122,097	140,970	252,270	740,031	1,255,368	21.75 M	58.9%	-5.3%
11/22/17	2612	94,251	82,427	144,136	219,685	648,142	1,188,641	22.50 M	54.5%	-0.9%	11/25/17	2613	125,602	84,535	241,092	727,269	1,178,498	23.25 M	61.7%	-2.6%
11/29/17	2614	90,294	85,260	139,481	195,420	637,021	1,147,476	24.00 M	55.5%	14.9%	12/02/17	2615	120,903	142,669	266,167	788,206	1,317,945	24.75 M	59.8%	-30.9%
12/06/17	2616	91,769	69,084	117,763	159,325	472,439	910,380	5.00 M	51.9%	10.2%	12/09/17	2617	119,156	104,167	189,757	589,819	1,002,899	5.00 M	58.8%	-7.3%
12/13/17	2618	89,788	64,571	111,713	161,070	502,113	929,255	5.25 M	54.0%	12.9%	12/16/17	2619	117,149	122,058	211,009	598,660	1,048,876	5.50 M	57.1%	-8.2%
12/20/17	2620	90,508	68,170	116,764	161,781	525,415	962,638	5.00 M	54.6%	20.7%	12/23/17	2621	119,553	141,434	238,704	661,826	1,161,517	5.25 M	57.0%	-15.1%
12/27/17	2622	92,876	100,813	50,543	179,572	562,402	986,206	5.50 M	57.0%	39.3%	12/30/17	2623	117,127	151,562	321,925	783,376	1,373,990	5.75 M	57.0%	-14.6%
01/03/18	2624	92,716	85,670	76,324	237,488	681,774	1,173,972	6.00 M	58.1%	15.2%	01/06/18	2625	118,356	156,693	352,568	724,588	1,352,205	6.25 M	53.6%	-29.1%
01/10/18	2626	94,768	68,432	112,525	159,887	523,776	959,388	6.50 M	54.6%	14.1%	01/13/18	2627	118,117	117,107	208,953	650,073	1,094,250	6.75 M	59.4%	-18.6%
01/17/18	2628	92,387	70,746	139,947	106,955	480,273	890,308	7.00 M	53.9%	23.3%	01/20/18	2629	114,624	116,710	215,169	651,347	1,097,850	7.25 M	59.3%	-13.2%
01/24/18	2630	91,021	69,203	114,093	162,740	515,794	952,851	7.50 M	54.1%	14.6%	01/27/18	2631	115,517	119,103	218,217	639,001	1,091,838	7.75 M	58.5%	-11.4%
01/31/18	2632	89,776	73,842	113,737	164,136	525,583	967,074	8.25 M	54.3%	16.7%	02/03/18	2633	113,679	125,281	225,921	663,523	1,128,404	9.00 M	58.8%	-14.0%
02/07/18	2634	88,981	71,782	116,285	168,848	524,136	970,032	9.50 M	54.0%	16.7%	02/10/18	2635	115,085	126,490	231,293	659,376	1,132,244	10.25 M	58.2%	-10.8%
02/14/18	2636	89,986	68,632	122,871	181,386	547,412	1,010,287	11.00 M	54.2%	15.9%	02/17/18	2637	116,032	136,428	238,029	680,843	1,171,332	11.75 M	58.1%	-16.1%
02/21/18	2638	91,951	78,353	121,185	172,852	518,184	982,525	12.25 M	52.7%	20.1%	02/24/18	2639	115,777	126,257	242,753	695,414	1,180,201	13.00 M	58.9%	-10.2%
02/28/18	2640	90,876	78,845	129,255	184,904	576,113	1,059,993	13.75 M	54.4%	14.6%	03/03/18	2641	115,637	142,283	251,000	706,000	1,214,920	14.50 M	58.1%	

Est Sales: Saturday		Est Draw Sales: Wednesday	
58.0%	59.0%	-13.0%	-8.8%
702,794	732,348	1,056,980	1,108,007

*Estimated Support for Jackpot Prize	\$14,471,523
Less: Current Advertised Jackpot	\$14,500,000
Difference	(28,477) Under
**Amount necessary to fund advertised jackpot	19,044
Estimated Cash Value	\$9,697,051

If there is no jackpot prize ticket sold in tonight's drawing:	low	high
Estimated Total Draw Sales for the Current Roll Cycle	\$23,914,025	\$23,914,025
Estimated Sales for Next Draw	\$1,057,000	\$1,108,000
Estimated Total Draw Sales for the Roll Cycle	\$24,971,025	\$25,022,025
**Estimated Support for the Jackpot Prize In the Next Draw	\$15,111,164	\$15,142,027




Wednesday Prospective Jackpot	\$14,750,000
Possible funds added to prize	\$361,164
Estimated Cash Value	\$9,864,241
Wednesday Prospective Jackpot	\$15,000,000
Possible funds added to prize	\$111,164
Estimated Cash Value	\$10,031,432
Wednesday Prospective Jackpot	\$15,250,000
**Amount necessary to fund prospective jackpot	(92,848)
Estimated Cash Value	\$10,198,622

If a Jackpot Prize ticket is sold in tonight's drawing

Current Interest Factor	1.4953
Previous Draw Factor	1.5032

Next Advertised Jackpot	5.00 M
Cash Value	3.34 M

Approval for Estimated Jackpot Amount to Advertise

15.00 M		3/2/18 10:37 AM
Jackpot Amount	Kathy Pyka Controller	Date
15.00 M		3/2/18 10:48 AM
Jackpot Amount	Michael Anger Lottery Operations Director	Date
15.00 M		3/2/18 12:31 PM
Jackpot Amount	Gary Grief Executive Director	Date

For Michael Anger

Estimated Support for Jackpot Prize = (Est. total draw sales in the roll cycle) x (Jackpot prize is 40.47% of draw sales)*(int factor)
*Estimated total draw sales may be adjusted to include promotional wagers associated with this game.
**If additional funds are required, funds will be taken from the State Lottery Account as identified in Government Code, § 466.355