

Lotto Texas Jackpot Estimation Worksheet

| Wednesday Date | Draw # | Advance | Sunday | Monday | Tuesday | Wednesday | Total Draw Sales | Wednesday Advertised Jackpot | Wed % of Total Draw Sales | % Change from Wednesday rolling to Saturday | Saturday Date | Draw # | Advance | Thursday | Friday | Saturday | Total Draw Sales | Sat Adv Jackpot | Sat % of Total Draw Sales | % Change from Saturday rolling to Wednesday |
|-------------------|--------|---------|--------|---------|---------|-----------|---------------------|------------------------------------|---------------------------------|--|------------------|--------|---------|----------|---------|----------|------------------------|--------------------|------------------------------|--|
| 01/31/18 | 2632 | 89,776 | 73,842 | 113,737 | 164,136 | 525,583 | 967,074 | 8.25 M | 54.3% | 16.7% | 02/03/18 | 2633 | 113,679 | 125,281 | 225,921 | 663,523 | 1,128,404 | 9.00 M | 58.8% | -14.0% |
| 02/07/18 | 2634 | 88,981 | 71,782 | 116,285 | 168,848 | 524,136 | 970,032 | 9.50 M | 54.0% | 16.7% | 02/10/18 | 2635 | 115,085 | 126,490 | 231,293 | 659,376 | 1,132,244 | 10.25 M | 58.2% | -10.8% |
| 02/14/18 | 2636 | 89,986 | 68,632 | 122,871 | 181,386 | 547,412 | 1,010,287 | 11.00 M | 54.2% | 15.9% | 02/17/18 | 2637 | 116,032 | 136,428 | 238,029 | 680,843 | 1,171,332 | 11.75 M | 58.1% | -16.1% |
| 02/21/18 | 2638 | 91,951 | 78,353 | 121,185 | 172,852 | 518,184 | 982,525 | 12.25 M | 52.7% | 20.1% | 02/24/18 | 2639 | 115,777 | 126,257 | 242,753 | 695,414 | 1,180,201 | 13.00 M | 58.9% | -10.2% |
| 02/28/18 | 2640 | 90,876 | 78,845 | 129,255 | 184,904 | 576,113 | 1,059,993 | 13.75 M | 54.4% | 16.8% | 03/03/18 | 2641 | 115,637 | 142,283 | 257,250 | 723,244 | 1,238,414 | 14.50 M | 58.4% | -11.6% |
| 03/07/18 | 2642 | 91,690 | 84,297 | 134,895 | 195,253 | 589,149 | 1,095,284 | 15.00 M | 53.8% | 13.3% | 03/10/18 | 2643 | 118,713 | 138,785 | 259,536 | 724,128 | 1,241,162 | 15.75 M | 58.3% | -10.2% |
| 03/14/18 | 2644 | 93,519 | 81,309 | 134,935 | 202,482 | 601,852 | 1,114,097 | 16.50 M | 54.0% | 15.9% | 03/17/18 | 2645 | 119,749 | 143,129 | 276,849 | 750,968 | 1,290,695 | 17.25 M | 58.2% | -15.2% |
| 03/21/18 | 2646 | 93,064 | 81,342 | 128,858 | 193,455 | 597,851 | 1,094,570 | 17.75 M | 54.6% | 13.2% | 03/24/18 | 2647 | 119,305 | 137,398 | 253,775 | 729,016 | 1,239,494 | 18.75 M | 58.8% | -9.8% |
| 03/28/18 | 2648 | 93,475 | 82,268 | 133,366 | 197,201 | 611,286 | 1,117,596 | 19.25 M | 54.7% | 21.4% | 03/31/18 | 2649 | 119,576 | 168,505 | 323,081 | 745,180 | 1,356,342 | 19.75 M | 54.9% | -11.7% |
| 04/04/18 | 2650 | 93,227 | 73,360 | 148,930 | 215,083 | 667,701 | 1,198,301 | 20.50 M | 55.7% | 11.7% | 04/07/18 | 2651 | 120,663 | 156,140 | 280,052 | 781,936 | 1,338,791 | 21.50 M | 58.4% | -8.8% |
| 04/11/18 | 2652 | 92,946 | 92,421 | 148,305 | 217,762 | 670,190 | 1,221,624 | 22.25 M | 54.9% | 10.3% | 04/14/18 | 2653 | 122,716 | 154,336 | 283,791 | 786,289 | 1,347,132 | 23.00 M | 58.4% | -9.9% |
| 04/18/18 | 2654 | 94,637 | 93,028 | 148,707 | 210,139 | 667,257 | 1,213,768 | 24.00 M | 55.0% | 9.7% | 04/21/18 | 2655 | 121,839 | 152,096 | 277,671 | 780,486 | 1,332,092 | 24.75 M | 58.6% | -9.4% |
| 04/25/18 | 2656 | 95,157 | 94,723 | 148,689 | 211,709 | 656,684 | 1,206,962 | 25.75 M | 54.4% | 10.1% | 04/28/18 | 2657 | 122,433 | 156,638 | 274,057 | 776,115 | 1,329,243 | 26.75 M | 58.4% | -6.2% |
| 05/02/18 | 2658 | 92,719 | 93,814 | 154,366 | 221,219 | 685,030 | 1,247,148 | 27.25 M | 54.9% | 10.3% | 05/05/18 | 2659 | 122,174 | 163,944 | 280,567 | 809,318 | 1,376,003 | 28.00 M | 58.8% | -8.2% |
| 05/09/18 | 2660 | 94,282 | 98,535 | 157,903 | 222,576 | 690,396 | 1,263,692 | 28.75 M | 54.6% | 9.1% | 05/12/18 | 2661 | 124,131 | 162,742 | 289,260 | 803,034 | 1,379,167 | 29.75 M | 58.2% | -6.5% |
| 05/16/18 | 2662 | 95,383 | 95,304 | 163,616 | 229,601 | 705,186 | 1,289,090 | 30.25 M | 54.7% | -18.4% | 05/19/18 | 2663 | 123,793 | 123,792 | 210,915 | 593,587 | 1,052,087 | 5.00 M | 56.4% | -12.7% |
| 05/23/18 | 2664 | 91,879 | 65,658 | 112,035 | 158,540 | 489,842 | 917,954 | 5.25 M | 53.4% | 13.9% | 05/26/18 | 2665 | 117,276 | 122,733 | 214,219 | 591,654 | 1,045,882 | 5.50 M | 56.6% | -13.5% |
| 05/30/18 | 2666 | 90,185 | 67,971 | 89,165 | 158,743 | 498,838 | 904,902 | 5.75 M | 55.1% | 19.2% | 06/02/18 | 2667 | 112,688 | 122,110 | 220,432 | 623,788 | 1,079,018 | 6.00 M | 57.8% | -12.0% |
| 06/06/18 | 2668 | 90,048 | 73,066 | 115,833 | 166,063 | 504,250 | 949,260 | 6.25 M | 53.1% | 13.6% | 06/09/18 | 2669 | 116,139 | 123,602 | 217,263 | 621,351 | 1,078,355 | 6.50 M | 57.6% | -11.1% |
| 06/13/18 | 2670 | 89,824 | 72,883 | 117,243 | 168,130 | 511,037 | 959,117 | 6.75 M | 53.3% | 14.7% | 06/16/18 | 2671 | 115,814 | 127,304 | 225,061 | 631,954 | 1,100,133 | 7.00 M | 57.4% | -13.6% |
| 06/20/18 | 2672 | 89,208 | 70,538 | 118,441 | 165,609 | 507,169 | 950,965 | 7.25 M | 53.3% | 13.5% | 06/23/18 | 2673 | 116,108 | 124,388 | 220,095 | 618,558 | 1,079,149 | 7.50 M | 57.3% | -11.3% |
| 06/27/18 | 2674 | 89,804 | 73,298 | 115,292 | 168,201 | 510,855 | 957,450 | 7.75 M | 53.4% | 14.9% | 06/30/18 | 2675 | 115,508 | 125,250 | 227,020 | 632,680 | 1,100,458 | 8.00 M | 57.5% | -15.5% |
| 07/04/18 | 2676 | 88,944 | 72,244 | 123,371 | 213,317 | 431,716 | 929,592 | 8.25 M | 46.4% | 17.3% | 07/07/18 | 2677 | 113,977 | 124,814 | 222,426 | 629,502 | 1,090,719 | 9.00 M | 57.7% | -10.9% |
| 07/11/18 | 2678 | 89,993 | 73,063 | 117,723 | 171,575 | 519,785 | 972,139 | 9.50 M | 53.5% | 17.8% | 07/14/18 | 2679 | 115,881 | 126,202 | 250,142 | 652,587 | 1,144,812 | 10.25 M | 57.0% | -11.1% |
| 07/18/18 | 2680 | 91,668 | 76,060 | 123,245 | 183,258 | 543,000 | 1,017,231 | 10.75 M | 53.4% | | 07/21/18 | 2681 | | | | | | | | |

| Est Sales: Wednesday | | Est Draw Sales: Saturday | |
|----------------------|---------|--------------------------|-----------|
| 53.0% | 54.0% | 13.4% | 18.5% |
| 534,771 | 556,706 | 1,153,540 | 1,205,419 |

| | |
|--------------------------------------|--------------|
| *Estimated Support for Jackpot Prize | \$10,976,173 |
| Less: Current Advertised Jackpot | \$10,750,000 |
| Possible funds added to prize | 226,173 Over |

| | |
|----------------------|-------------|
| Estimated Cash Value | \$7,264,986 |
|----------------------|-------------|

| | | |
|--|--------------|--------------|
| If there is no jackpot prize ticket sold in tonight's drawing: | low | high |
| Estimated Total Draw Sales for the Current Roll Cycle | \$18,329,223 | \$18,329,223 |
| Estimated Sales for Next Draw | \$1,154,000 | \$1,205,000 |
| Estimated Total Draw Sales for the Roll Cycle | \$19,483,223 | \$19,534,223 |
| **Estimated Support for the Jackpot Prize In the Next Draw | \$11,667,228 | \$11,697,769 |


| | |
|--|--------------|
| Saturday Prospective Jackpot | \$11,250,000 |
| Possible funds added to prize | \$417,228 |
| Estimated Cash Value | \$7,602,892 |
| Saturday Prospective Jackpot | \$11,500,000 |
| Possible funds added to prize | \$167,228 |
| Estimated Cash Value | \$7,771,846 |
| Saturday Prospective Jackpot | \$11,750,000 |
| **Amount necessary to fund prospective jackpot | (55,938) |
| Estimated Cash Value | \$7,940,799 |


If a Jackpot Prize ticket is sold in tonight's drawing


| | |
|-------------------------|--------|
| Current Interest Factor | 1.4797 |
| Previous Draw Factor | 1.4774 |

| | |
|-------------------------|--------|
| Next Advertised Jackpot | 5.00 M |
| Cash Value | 3.37 M |

Approval for Estimated Jackpot Amount to Advertise

| | | |
|----------------|---|------------------|
| 11.50 M |  | 7/18/18 10:29 AM |
| Jackpot Amount | Kathy Pyka Controller | Date |

| | | |
|----------------|---|------------------|
| 11.50 M |  | 7/18/18 10:36 AM |
| Jackpot Amount | Ryan Mindell Acting Lottery Operations | Date |

| | | |
|----------------|---|-----------------|
| 11.50 M |  | 7/18/18 3:42 PM |
| Jackpot Amount | Gary Grief Executive Director | Date |

Estimated Support for Jackpot Prize = (Est. total draw sales in the roll cycle) x (Jackpot prize is 40.47% of draw sales)*(int factor)
*Estimated total draw sales may be adjusted to include promotional wagers associated with this game.
**If additional funds are required, funds will be taken from the State Lottery Account as identified in Government Code, § 466.355