

Lotto Texas Jackpot Estimation Worksheet

Wednesday Date	Draw #	Advance	Sunday	Monday	Tuesday	Wednesday	Total Draw Sales	Wednesday Advertised Jackpot	Wed % of Total Draw Sales	% Change from Wednesday rolling to Saturday	Saturday Date	Draw #	Advance	Thursday	Friday	Saturday	Total Draw Sales	Sat Adv Jackpot	Sat % of Total Draw Sales	% Change from Saturday rolling to Wednesday
02/07/18	2634	88,981	71,782	116,285	168,848	524,136	970,032	9.50 M	54.0%	16.7%	02/10/18	2635	115,085	126,490	231,293	659,376	1,132,244	10.25 M	58.2%	-10.8%
02/14/18	2636	89,986	68,632	122,871	181,386	547,412	1,010,287	11.00 M	54.2%	15.9%	02/17/18	2637	116,032	136,428	238,029	680,843	1,171,332	11.75 M	58.1%	-16.1%
02/21/18	2638	91,951	78,353	121,185	172,852	518,184	982,525	12.25 M	52.7%	20.1%	02/24/18	2639	115,777	126,257	242,753	695,414	1,180,201	13.00 M	58.9%	-10.2%
02/28/18	2640	90,876	78,845	129,255	184,904	576,113	1,059,993	13.75 M	54.4%	16.8%	03/03/18	2641	115,637	142,283	257,250	723,244	1,238,414	14.50 M	58.4%	-11.6%
03/07/18	2642	91,690	84,297	134,895	195,253	589,149	1,095,284	15.00 M	53.8%	13.3%	03/10/18	2643	118,713	138,785	259,536	724,128	1,241,162	15.75 M	58.3%	-10.2%
03/14/18	2644	93,519	81,309	134,935	202,482	601,852	1,114,097	16.50 M	54.0%	15.9%	03/17/18	2645	119,749	143,129	276,849	750,968	1,290,695	17.25 M	58.2%	-15.2%
03/21/18	2646	93,064	81,342	128,858	193,455	597,851	1,094,570	17.75 M	54.6%	13.2%	03/24/18	2647	119,305	137,398	253,775	729,016	1,239,494	18.75 M	58.8%	-9.8%
03/28/18	2648	93,475	82,268	133,366	197,201	611,286	1,117,596	19.25 M	54.7%	21.4%	03/31/18	2649	119,576	168,505	323,081	745,180	1,356,342	19.75 M	54.9%	-11.7%
04/04/18	2650	93,227	73,360	148,930	215,083	667,701	1,198,301	20.50 M	55.7%	11.7%	04/07/18	2651	120,663	156,140	280,052	781,936	1,338,791	21.50 M	58.4%	-8.8%
04/11/18	2652	92,946	92,421	148,305	217,762	670,190	1,221,624	22.25 M	54.9%	10.3%	04/14/18	2653	122,716	154,336	283,791	786,289	1,347,132	23.00 M	58.4%	-9.9%
04/18/18	2654	94,637	93,028	148,707	210,139	667,257	1,213,768	24.00 M	55.0%	9.7%	04/21/18	2655	121,839	152,096	277,671	780,486	1,332,092	24.75 M	58.6%	-9.4%
04/25/18	2656	95,157	94,723	148,689	211,709	656,684	1,206,962	25.75 M	54.4%	10.1%	04/28/18	2657	122,433	156,638	274,057	776,115	1,329,243	26.75 M	58.4%	-6.2%
05/02/18	2658	92,719	93,814	154,366	221,219	685,030	1,247,148	27.25 M	54.9%	10.3%	05/05/18	2659	122,174	163,944	280,567	809,318	1,376,003	28.00 M	58.8%	-8.2%
05/09/18	2660	94,282	98,535	157,903	222,576	690,396	1,263,692	28.75 M	54.6%	9.1%	05/12/18	2661	124,131	162,742	289,260	803,034	1,379,167	29.75 M	58.2%	-6.5%
05/16/18	2662	95,383	95,304	163,616	229,601	705,186	1,289,090	30.25 M	54.7%	-18.4%	05/19/18	2663	123,793	123,792	210,915	593,587	1,052,087	5.00 M	56.4%	-12.7%
05/23/18	2664	91,879	65,658	112,035	158,540	489,842	917,954	5.25 M	53.4%	13.9%	05/26/18	2665	117,276	122,733	214,219	591,654	1,045,882	5.50 M	56.6%	-13.5%
05/30/18	2666	90,185	67,971	89,165	158,743	498,838	904,902	5.75 M	55.1%	19.2%	06/02/18	2667	112,688	122,110	220,432	623,788	1,079,018	6.00 M	57.8%	-12.0%
06/06/18	2668	90,048	73,066	115,833	166,063	504,250	949,260	6.25 M	53.1%	13.6%	06/09/18	2669	116,139	123,602	217,263	621,351	1,078,355	6.50 M	57.6%	-11.1%
06/13/18	2670	89,824	72,883	117,243	168,130	511,037	959,117	6.75 M	53.3%	14.7%	06/16/18	2671	115,814	127,304	225,061	631,954	1,100,133	7.00 M	57.4%	-13.6%
06/20/18	2672	89,208	70,538	118,441	165,609	507,169	950,965	7.25 M	53.3%	13.5%	06/23/18	2673	116,108	124,388	220,095	618,558	1,079,149	7.50 M	57.3%	-11.3%
06/27/18	2674	89,804	73,298	115,292	168,201	510,855	957,450	7.75 M	53.4%	14.9%	06/30/18	2675	115,508	125,250	227,020	632,680	1,100,458	8.00 M	57.5%	-15.5%
07/04/18	2676	88,944	72,244	123,371	213,317	431,716	929,592	8.25 M	46.4%	17.3%	07/07/18	2677	113,977	124,814	222,426	629,502	1,090,719	9.00 M	57.7%	-10.9%
07/11/18	2678	89,993	73,063	117,723	171,575	519,785	972,139	9.50 M	53.5%	17.8%	07/14/18	2679	115,881	126,202	250,142	652,587	1,144,812	10.25 M	57.0%	-11.4%
07/18/18	2680	91,668	76,060	123,245	183,258	540,000	1,014,231	10.75 M	53.2%	18.1%	07/21/18	2681	117,867	135,239	265,000	680,000	1,198,106	11.50 M	56.8%	

Est Sales: Saturday		Est Draw Sales: Wednesday	
56.5%	57.5%	-15.8%	-11.6%
672,942	700,967	1,008,805	1,059,126

*Estimated Support for Jackpot Prize	\$11,706,857
Less: Current Advertised Jackpot	\$11,500,000
Possible funds added to prize	206,857 Over

Estimated Cash Value	\$7,761,879
----------------------	-------------

If there is no jackpot prize ticket sold in tonight's drawing:	low	high
Estimated Total Draw Sales for the Current Roll Cycle	\$19,524,329	\$19,524,329
Estimated Sales for Next Draw	\$1,009,000	\$1,059,000
Estimated Total Draw Sales for the Roll Cycle	\$20,533,329	\$20,583,329
**Estimated Support for the Jackpot Prize In the Next Draw	\$12,311,857	\$12,341,837




Wednesday Prospective Jackpot	\$12,000,000
Possible funds added to prize	\$311,857
Estimated Cash Value	\$8,099,352
Wednesday Prospective Jackpot	\$12,250,000
Possible funds added to prize	\$61,857
Estimated Cash Value	\$8,268,089
Wednesday Prospective Jackpot	\$12,500,000
**Amount necessary to fund prospective jackpot	(126,986)
Estimated Cash Value	\$8,436,825

If a Jackpot Prize ticket is sold in tonight's drawing

Current Interest Factor	1.4816
Previous Draw Factor	1.4797

Next Advertised Jackpot	5.00 M
Cash Value	3.37 M

Approval for Estimated Jackpot Amount to Advertise

12.25 M		7/20/18 12:06 PM
Jackpot Amount	Kathy Pyka	Controller
		Date
12.25 M		7/20/18 12:22 PM
Jackpot Amount	Ryan Mindell	Acting Lottery Operations
		Date
12.25 M		7/20/18 12:39 PM
Jackpot Amount	Gary Grief	Executive Director
		Date

Estimated Support for Jackpot Prize = (Est. total draw sales in the roll cycle) x (Jackpot prize is 40.47% of draw sales)\*(int factor)  
\*Estimated total draw sales may be adjusted to include promotional wagers associated with this game.  
\*\*If additional funds are required, funds will be taken from the State Lottery Account as identified in Government Code, § 466.355