

Lotto Texas Jackpot Estimation Worksheet

Wednesday Date	Draw #	Advance	Sunday	Monday	Tuesday	Wednesday	Total Draw Sales	Wednesday Advertised Jackpot	Wed % of Total Draw Sales	% Change from Wednesday rolling to Saturday	Saturday Date	Draw #	Advance	Thursday	Friday	Saturday	Total Draw Sales	Sat Adv Jackpot	Sat % of Total Draw Sales	% Change from Saturday rolling to Wednesday
04/11/18	2652	92,946	92,421	148,305	217,762	670,190	1,221,624	22.25 M	54.9%	10.3%	04/14/18	2653	122,716	154,336	283,791	786,289	1,347,132	23.00 M	58.4%	-9.9%
04/18/18	2654	94,637	93,028	148,707	210,139	667,257	1,213,768	24.00 M	55.0%	9.7%	04/21/18	2655	121,839	152,096	277,671	780,486	1,332,092	24.75 M	58.6%	-9.4%
04/25/18	2656	95,157	94,723	148,689	211,709	656,684	1,206,962	25.75 M	54.4%	10.1%	04/28/18	2657	122,433	156,638	274,057	776,115	1,329,243	26.75 M	58.4%	-6.2%
05/02/18	2658	92,719	93,814	154,366	221,219	685,030	1,247,148	27.25 M	54.9%	10.3%	05/05/18	2659	122,174	163,944	280,567	809,318	1,376,003	28.00 M	58.8%	-8.2%
05/09/18	2660	94,282	98,535	157,903	222,576	690,396	1,263,692	28.75 M	54.6%	9.1%	05/12/18	2661	124,131	162,742	289,260	803,034	1,379,167	29.75 M	58.2%	-6.5%
05/16/18	2662	95,383	95,304	163,616	229,601	705,186	1,289,090	30.25 M	54.7%	-18.4%	05/19/18	2663	123,793	123,792	210,915	593,587	1,052,087	5.00 M	56.4%	-12.7%
05/23/18	2664	91,879	65,658	112,035	158,540	489,842	917,954	5.25 M	53.4%	13.9%	05/26/18	2665	117,276	122,733	214,219	591,654	1,045,882	5.50 M	56.6%	-13.5%
05/30/18	2666	90,185	67,971	89,165	158,743	498,838	904,902	5.75 M	55.1%	19.2%	06/02/18	2667	112,688	122,110	220,432	623,788	1,079,018	6.00 M	57.8%	-12.0%
06/06/18	2668	90,048	73,066	115,833	166,063	504,250	949,260	6.25 M	53.1%	13.6%	06/09/18	2669	116,139	123,602	217,263	621,351	1,078,355	6.50 M	57.6%	-11.1%
06/13/18	2670	89,824	72,883	117,243	168,130	511,037	959,117	6.75 M	53.3%	14.7%	06/16/18	2671	115,814	127,304	225,061	631,954	1,100,133	7.00 M	57.4%	-13.6%
06/20/18	2672	89,208	70,538	118,441	165,609	507,169	950,965	7.25 M	53.3%	13.5%	06/23/18	2673	116,108	124,388	220,095	618,558	1,079,149	7.50 M	57.3%	-11.3%
06/27/18	2674	89,804	73,298	115,292	168,201	510,855	957,450	7.75 M	53.4%	14.9%	06/30/18	2675	115,508	125,250	227,020	632,680	1,100,458	8.00 M	57.5%	-15.5%
07/04/18	2676	88,944	72,244	123,371	213,317	431,716	929,592	8.25 M	46.4%	17.3%	07/07/18	2677	113,977	124,814	222,426	629,502	1,090,719	9.00 M	57.7%	-10.9%
07/11/18	2678	89,993	73,063	117,723	171,575	519,785	972,139	9.50 M	53.5%	17.8%	07/14/18	2679	115,881	126,202	250,142	652,587	1,144,812	10.25 M	57.0%	-11.4%
07/18/18	2680	91,668	76,060	123,245	183,258	540,000	1,014,231	10.75 M	53.2%	17.2%	07/21/18	2681	117,867	135,239	269,600	665,569	1,188,275	11.50 M	56.0%	-8.7%
07/25/18	2682	92,232	78,528	131,875	249,524	533,173	1,085,332	12.25 M	49.1%	8.3%	07/28/18	2683	118,985	130,203	242,495	683,354	1,175,037	13.00 M	58.2%	-9.0%
08/01/18	2684	89,592	80,574	125,779	186,274	586,916	1,069,135	13.75 M	54.9%	12.9%	08/04/18	2685	116,955	138,313	246,924	704,910	1,207,102	14.50 M	58.4%	-9.7%
08/08/18	2686	92,378	85,186	131,283	189,404	591,679	1,089,930	15.25 M	54.3%	9.6%	08/11/18	2687	118,120	136,104	241,546	699,333	1,195,103	16.00 M	58.5%	-24.4%
08/15/18	2688	92,070	67,520	108,043	154,411	482,001	904,045	5.00 M	53.3%	14.9%	08/18/18	2689	115,748	113,447	203,527	605,701	1,038,423	5.25 M	58.3%	-12.8%
08/22/18	2690	89,171	68,169	106,890	153,640	487,358	905,228	5.50 M	53.8%	15.4%	08/25/18	2691	114,192	114,718	205,997	609,929	1,044,836	5.75 M	58.4%	-13.1%
08/29/18	2692	88,838	69,636	107,621	156,907	484,496	907,498	6.00 M	53.4%	17.1%	09/01/18	2693	112,980	119,275	219,727	610,418	1,062,400	6.25 M	57.5%	-14.5%
09/05/18	2694	87,637	68,591	85,664	161,795	504,751	908,438	6.50 M	55.6%	15.6%	09/08/18	2695	112,294	113,771	210,170	613,879	1,050,114	6.75 M	58.5%	-11.4%
09/12/18	2696	88,519	66,658	111,346	161,924	502,002	930,449	7.00 M	54.0%	13.1%	09/15/18	2697	114,429	119,897	208,849	609,610	1,052,785	7.25 M	57.9%	-11.2%
09/19/18	2698	89,035	68,034	112,073	163,147	502,707	934,996	7.50 M	53.8%	12.8%	09/22/18	2699	114,515	117,021	213,531	609,366	1,054,433	7.75 M	57.8%	-10.6%
09/26/18	2700	88,439	69,754	115,648	165,235	504,000	943,076	8.00 M	53.4%		09/29/18	2701								

Est Sales: Wednesday		Est Draw Sales: Saturday	
53.3%	54.3%	12.0%	17.5%
501,130	521,703	1,056,245	1,108,114

*Estimated Support for Jackpot Prize	\$7,826,671
Less: Current Advertised Jackpot	\$8,000,000
Difference	(173,329) Under
**Amount necessary to fund advertised jackpot	114,152
Estimated Cash Value	\$5,268,704

If there is no jackpot prize ticket sold in tonight's drawing:	low	high
Estimated Total Draw Sales for the Current Roll Cycle	\$12,736,721	\$12,736,721
Estimated Sales for Next Draw	\$1,057,000	\$1,108,000
Estimated Total Draw Sales for the Roll Cycle	\$13,793,721	\$13,844,721
**Estimated Support for the Jackpot Prize In the Next Draw	\$8,476,194	\$8,507,533




Saturday Prospective Jackpot	\$8,250,000
Possible funds added to prize	\$226,194
Estimated Cash Value	\$5,433,351
Saturday Prospective Jackpot	\$8,500,000
**Amount necessary to fund prospective jackpot	(15,678)
Estimated Cash Value	\$5,597,998
Saturday Prospective Jackpot	\$8,750,000
**Amount necessary to fund prospective jackpot	(180,325)
Estimated Cash Value	\$5,762,645

If a Jackpot Prize ticket is sold in tonight's drawing

Current Interest Factor	1.5184
Previous Draw Factor	1.5148

Next Advertised Jackpot	5.00 M
Cash Value	3.29 M

Approval for Estimated Jackpot Amount to Advertise

8.25 M		9/26/18 10:20 AM
Jackpot Amount	Kathy Pyka	Controller
		Date
8.25 M		9/26/18 11:16 AM
Jackpot Amount	Ryan Mindell	Lottery Operations Director
		Date
8.25 M		9/26/18 3:12 PM
Jackpot Amount	Gary Grief	Executive Director
		Date

For Ryan Mindell

Estimated Support for Jackpot Prize = (Est. total draw sales in the roll cycle) x (Jackpot prize is 40.47% of draw sales)*(int factor)
*Estimated total draw sales may be adjusted to include promotional wagers associated with this game.
**If additional funds are required, funds will be taken from the State Lottery Account as identified in Government Code, § 466.355