

Lotto Texas Jackpot Estimation Worksheet

Wednesday Date	Draw #	Advance	Sunday	Monday	Tuesday	Wednesday	Total Draw Sales	Wednesday Advertised Jackpot	Wed % of Total Draw Sales	% Change from Wednesday rolling to Saturday	Saturday Date	Draw #	Advance	Thursday	Friday	Saturday	Total Draw Sales	Sat Adv Jackpot	Sat % of Total Draw Sales	% Change from Saturday rolling to Wednesday
04/25/18	2656	95,157	94,723	148,689	211,709	656,684	1,206,962	25.75 M	54.4%	10.1%	04/28/18	2657	122,433	156,638	274,057	776,115	1,329,243	26.75 M	58.4%	-6.2%
05/02/18	2658	92,719	93,814	154,366	221,219	685,030	1,247,148	27.25 M	54.9%	10.3%	05/05/18	2659	122,174	163,944	280,567	809,318	1,376,003	28.00 M	58.8%	-8.2%
05/09/18	2660	94,282	98,535	157,903	222,576	690,396	1,263,692	28.75 M	54.6%	9.1%	05/12/18	2661	124,131	162,742	289,260	803,034	1,379,167	29.75 M	58.2%	-6.5%
05/16/18	2662	95,383	95,304	163,616	229,601	705,186	1,289,090	30.25 M	54.7%	-18.4%	05/19/18	2663	123,793	123,792	210,915	593,587	1,052,087	5.00 M	56.4%	-12.7%
05/23/18	2664	91,879	65,658	112,035	158,540	489,842	917,954	5.25 M	53.4%	13.9%	05/26/18	2665	117,276	122,733	214,219	591,654	1,045,882	5.50 M	56.6%	-13.5%
05/30/18	2666	90,185	67,971	89,165	158,743	498,838	904,902	5.75 M	55.1%	19.2%	06/02/18	2667	112,688	122,110	220,432	623,788	1,079,018	6.00 M	57.8%	-12.0%
06/06/18	2668	90,048	73,066	115,833	166,063	504,250	949,260	6.25 M	53.1%	13.6%	06/09/18	2669	116,139	123,602	217,263	621,351	1,078,355	6.50 M	57.6%	-11.1%
06/13/18	2670	89,824	72,883	117,243	168,130	511,037	959,117	6.75 M	53.3%	14.7%	06/16/18	2671	115,814	127,304	225,061	631,954	1,100,133	7.00 M	57.4%	-13.6%
06/20/18	2672	89,208	70,538	118,441	165,609	507,169	950,965	7.25 M	53.3%	13.5%	06/23/18	2673	116,108	124,388	220,095	618,558	1,079,149	7.50 M	57.3%	-11.3%
06/27/18	2674	89,804	73,298	115,292	168,201	510,855	957,450	7.75 M	53.4%	14.9%	06/30/18	2675	115,508	125,250	227,020	632,680	1,100,458	8.00 M	57.5%	-15.5%
07/04/18	2676	88,944	72,244	123,371	213,317	431,716	929,592	8.25 M	46.4%	17.3%	07/07/18	2677	113,977	124,814	222,426	629,502	1,090,719	9.00 M	57.7%	-10.9%
07/11/18	2678	89,993	73,063	117,723	171,575	519,785	972,139	9.50 M	53.5%	17.8%	07/14/18	2679	115,881	126,202	250,142	652,587	1,144,812	10.25 M	57.0%	-11.4%
07/18/18	2680	91,668	76,060	123,245	183,258	540,000	1,014,231	10.75 M	53.2%	17.2%	07/21/18	2681	117,867	135,239	269,600	665,569	1,188,275	11.50 M	56.0%	-8.7%
07/25/18	2682	92,232	78,528	131,875	249,524	533,173	1,085,332	12.25 M	49.1%	8.3%	07/28/18	2683	118,985	130,203	242,495	683,354	1,175,037	13.00 M	58.2%	-9.0%
08/01/18	2684	89,592	80,574	125,779	186,274	586,916	1,069,135	13.75 M	54.9%	12.9%	08/04/18	2685	116,955	138,313	246,924	704,910	1,207,102	14.50 M	58.4%	-9.7%
08/08/18	2686	92,378	85,186	131,283	189,404	591,679	1,089,930	15.25 M	54.3%	9.6%	08/11/18	2687	118,120	136,104	241,546	699,333	1,195,103	16.00 M	58.5%	-24.4%
08/15/18	2688	92,070	67,520	108,043	154,411	482,001	904,045	5.00 M	53.3%	14.9%	08/18/18	2689	115,748	113,447	203,527	605,701	1,038,423	5.25 M	58.3%	-12.8%
08/22/18	2690	89,171	68,169	106,890	153,640	487,358	905,228	5.50 M	53.8%	15.4%	08/25/18	2691	114,192	114,718	205,997	609,929	1,044,836	5.75 M	58.4%	-13.1%
08/29/18	2692	88,838	69,636	107,621	156,907	484,496	907,498	6.00 M	53.4%	17.1%	09/01/18	2693	112,980	119,275	219,727	610,418	1,062,400	6.25 M	57.5%	-14.5%
09/05/18	2694	87,637	68,591	85,664	161,795	504,751	908,438	6.50 M	55.6%	15.6%	09/08/18	2695	112,294	113,771	210,170	613,879	1,050,114	6.75 M	58.5%	-11.4%
09/12/18	2696	88,519	66,658	111,346	161,924	502,002	930,449	7.00 M	54.0%	13.1%	09/15/18	2697	114,429	119,897	208,849	609,610	1,052,785	7.25 M	57.9%	-11.2%
09/19/18	2698	89,035	68,034	112,073	163,147	502,707	934,996	7.50 M	53.8%	12.8%	09/22/18	2699	114,515	117,021	213,531	609,366	1,054,433	7.75 M	57.8%	-11.4%
09/26/18	2700	88,439	69,754	115,648	165,235	495,549	934,625	8.00 M	53.0%	14.8%	09/29/18	2701	114,210	114,773	222,828	621,409	1,073,220	8.25 M	57.9%	-9.5%
10/03/18	2702	85,911	71,801	117,964	172,175	523,084	970,935	9.00 M	53.9%	14.2%	10/06/18	2703	114,253	126,002	235,934	632,289	1,108,478	9.75 M	57.0%	-9.3%
10/10/18	2704	88,984	74,510	118,504	186,891	537,000	1,005,889	10.50 M	53.4%		10/13/18	2705								

Est Sales: Wednesday		Est Draw Sales: Saturday	
53.3%	54.3%	13.0%	18.1%
535,156	557,126	1,136,655	1,187,955

*Estimated Support for Jackpot Prize \$10,619,485
Less: Current Advertised Jackpot \$10,500,000
Possible funds added to prize 119,485 Over

Estimated Cash Value \$6,757,192

If there is no jackpot prize ticket sold in tonight's drawing:	low	high
Estimated Total Draw Sales for the Current Roll Cycle	\$16,886,792	\$16,886,792
Estimated Sales for Next Draw	\$1,137,000	\$1,187,000
Estimated Total Draw Sales for the Roll Cycle	\$18,023,792	\$18,073,792
**Estimated Support for the Jackpot Prize In the Next Draw	\$11,334,502	\$11,365,946




Saturday Prospective Jackpot	\$11,000,000
Possible funds added to prize	\$334,502
Estimated Cash Value	\$7,078,963
Saturday Prospective Jackpot	\$11,250,000
Possible funds added to prize	\$84,502
Estimated Cash Value	\$7,239,848
Saturday Prospective Jackpot	\$11,500,000
**Amount necessary to fund prospective jackpot	(106,505)
Estimated Cash Value	\$7,400,734

If a Jackpot Prize ticket is sold in tonight's drawing

Current Interest Factor	1.5539
Previous Draw Factor	1.5488

Next Advertised Jackpot	5.00 M
Cash Value	3.21 M

Approval for Estimated Jackpot Amount to Advertise

11.25 M		10/10/18 10:45 AM
Jackpot Amount	Kathy Pyka Controller	Date
11.25 M		10/10/18 10:47 AM
Jackpot Amount	Ryan Mindell Lottery Operations Director	Date
11.25 M		10/10/18 10:53 AM
Jackpot Amount	Gary Grief Executive Director	Date

For Ryan Mindell

Estimated Support for Jackpot Prize = (Est. total draw sales in the roll cycle) x (Jackpot prize is 40.47% of draw sales)*(int factor)
*Estimated total draw sales may be adjusted to include promotional wagers associated with this game.
**If additional funds are required, funds will be taken from the State Lottery Account as identified in Government Code, § 466.355