

Lotto Texas Jackpot Estimation Worksheet

| Wednesday Date | Draw # | Advance | Sunday | Monday | Tuesday | Wednesday | Total Draw Sales | Wednesday Advertised Jackpot | Wed % of Total Draw Sales | % Change from Wednesday rolling to Saturday | Saturday Date | Draw # | Advance | Thursday | Friday | Saturday | Total Draw Sales | Sat Adv Jackpot | Sat % of Total Draw Sales | % Change from Saturday rolling to Wednesday |
|-------------------|--------|---------|---------|---------|---------|-----------|---------------------|------------------------------------|---------------------------------|--|------------------|--------|---------|----------|---------|----------|------------------------|--------------------|------------------------------|--|
| 07/04/18 | 2676 | 88,944 | 72,244 | 123,371 | 213,317 | 431,716 | 929,592 | 8.25 M | 46.4% | 17.3% | 07/07/18 | 2677 | 113,977 | 124,814 | 222,426 | 629,502 | 1,090,719 | 9.00 M | 57.7% | -10.9% |
| 07/11/18 | 2678 | 89,993 | 73,063 | 117,723 | 171,575 | 519,785 | 972,139 | 9.50 M | 53.5% | 17.8% | 07/14/18 | 2679 | 115,881 | 126,202 | 250,142 | 652,587 | 1,144,812 | 10.25 M | 57.0% | -11.4% |
| 07/18/18 | 2680 | 91,668 | 76,060 | 123,245 | 183,258 | 540,000 | 1,014,231 | 10.75 M | 53.2% | 17.2% | 07/21/18 | 2681 | 117,867 | 135,239 | 269,600 | 665,569 | 1,188,275 | 11.50 M | 56.0% | -8.7% |
| 07/25/18 | 2682 | 92,232 | 78,528 | 131,875 | 249,524 | 533,173 | 1,085,332 | 12.25 M | 49.1% | 8.3% | 07/28/18 | 2683 | 118,985 | 130,203 | 242,495 | 683,354 | 1,175,037 | 13.00 M | 58.2% | -9.0% |
| 08/01/18 | 2684 | 89,592 | 80,574 | 125,779 | 186,274 | 586,916 | 1,069,135 | 13.75 M | 54.9% | 12.9% | 08/04/18 | 2685 | 116,955 | 138,313 | 246,924 | 704,910 | 1,207,102 | 14.50 M | 58.4% | -9.7% |
| 08/08/18 | 2686 | 92,378 | 85,186 | 131,283 | 189,404 | 591,679 | 1,089,930 | 15.25 M | 54.3% | 9.6% | 08/11/18 | 2687 | 118,120 | 136,104 | 241,546 | 699,333 | 1,195,103 | 16.00 M | 58.5% | -24.4% |
| 08/15/18 | 2688 | 92,070 | 67,520 | 108,043 | 154,411 | 482,001 | 904,045 | 5.00 M | 53.3% | 14.9% | 08/18/18 | 2689 | 115,748 | 113,447 | 203,527 | 605,701 | 1,038,423 | 5.25 M | 58.3% | -12.8% |
| 08/22/18 | 2690 | 89,171 | 68,169 | 106,890 | 153,640 | 487,358 | 905,228 | 5.50 M | 53.8% | 15.4% | 08/25/18 | 2691 | 114,192 | 114,718 | 205,997 | 609,929 | 1,044,836 | 5.75 M | 58.4% | -13.1% |
| 08/29/18 | 2692 | 88,838 | 69,636 | 107,621 | 156,907 | 484,496 | 907,498 | 6.00 M | 53.4% | 17.1% | 09/01/18 | 2693 | 112,980 | 119,275 | 219,727 | 610,418 | 1,062,400 | 6.25 M | 57.5% | -14.5% |
| 09/05/18 | 2694 | 87,637 | 68,591 | 85,664 | 161,795 | 504,751 | 908,438 | 6.50 M | 55.6% | 15.6% | 09/08/18 | 2695 | 112,294 | 113,771 | 210,170 | 613,879 | 1,050,114 | 6.75 M | 58.5% | -11.4% |
| 09/12/18 | 2696 | 88,519 | 66,658 | 111,346 | 161,924 | 502,002 | 930,449 | 7.00 M | 54.0% | 13.1% | 09/15/18 | 2697 | 114,429 | 119,897 | 208,849 | 609,610 | 1,052,785 | 7.25 M | 57.9% | -11.2% |
| 09/19/18 | 2698 | 89,035 | 68,034 | 112,073 | 163,147 | 502,707 | 934,996 | 7.50 M | 53.8% | 12.8% | 09/22/18 | 2699 | 114,515 | 117,021 | 213,531 | 609,366 | 1,054,433 | 7.75 M | 57.8% | -11.4% |
| 09/26/18 | 2700 | 88,439 | 69,754 | 115,648 | 165,235 | 495,549 | 934,625 | 8.00 M | 53.0% | 14.8% | 09/29/18 | 2701 | 114,210 | 114,773 | 222,828 | 621,409 | 1,073,220 | 8.25 M | 57.9% | -9.5% |
| 10/03/18 | 2702 | 85,911 | 71,801 | 117,964 | 172,175 | 523,084 | 970,935 | 9.00 M | 53.9% | 14.2% | 10/06/18 | 2703 | 114,253 | 126,002 | 235,934 | 632,289 | 1,108,478 | 9.75 M | 57.0% | -8.1% |
| 10/10/18 | 2704 | 88,984 | 74,510 | 118,504 | 186,891 | 549,391 | 1,018,280 | 10.50 M | 54.0% | 19.5% | 10/13/18 | 2705 | 116,459 | 137,915 | 287,624 | 674,834 | 1,216,832 | 11.25 M | 55.5% | 1.4% |
| 10/17/18 | 2706 | 91,221 | 83,488 | 125,780 | 297,731 | 635,967 | 1,234,187 | 11.75 M | 51.5% | 26.1% | 10/20/18 | 2707 | 120,034 | 209,454 | 485,754 | 740,695 | 1,555,937 | 12.75 M | 47.6% | -6.6% |
| 10/24/18 | 2708 | 98,213 | 107,982 | 227,911 | 420,910 | 598,166 | 1,453,182 | 13.50 M | 41.2% | -12.7% | 10/27/18 | 2709 | 124,557 | 151,754 | 272,867 | 720,007 | 1,269,185 | 14.50 M | 56.7% | -14.0% |
| 10/31/18 | 2710 | 94,711 | 85,303 | 139,907 | 210,478 | 561,402 | 1,091,801 | 15.25 M | 51.4% | -3.3% | 11/03/18 | 2711 | 116,941 | 127,354 | 217,019 | 594,546 | 1,055,860 | 5.00 M | 56.3% | -13.1% |
| 11/07/18 | 2712 | 90,349 | 69,686 | 116,504 | 164,668 | 476,689 | 917,896 | 5.25 M | 51.9% | 10.2% | 11/10/18 | 2713 | 115,581 | 119,693 | 202,769 | 573,174 | 1,011,217 | 5.50 M | 56.7% | -13.1% |
| 11/14/18 | 2714 | 89,697 | 66,275 | 103,543 | 152,517 | 466,255 | 878,287 | 5.75 M | 53.1% | 15.6% | 11/17/18 | 2715 | 113,099 | 116,494 | 202,299 | 583,104 | 1,014,996 | 6.00 M | 57.4% | -6.8% |
| 11/21/18 | 2716 | 88,960 | 64,804 | 119,311 | 179,248 | 493,218 | 945,541 | 6.25 M | 52.2% | 1.0% | 11/24/18 | 2717 | 115,608 | 70,470 | 201,989 | 567,353 | 955,420 | 6.50 M | 59.4% | -5.7% |
| 11/28/18 | 2718 | 84,625 | 68,124 | 111,417 | 156,889 | 479,466 | 900,521 | 6.75 M | 53.2% | 15.0% | 12/01/18 | 2719 | 111,498 | 116,651 | 207,321 | 600,297 | 1,035,767 | 7.00 M | 58.0% | -7.9% |
| 12/05/18 | 2720 | 85,373 | 71,378 | 127,989 | 178,531 | 491,130 | 954,401 | 7.25 M | 51.5% | 7.8% | 12/08/18 | 2721 | 113,136 | 133,740 | 205,208 | 576,351 | 1,028,435 | 7.50 M | 56.0% | -6.4% |
| 12/12/18 | 2722 | 85,530 | 68,898 | 125,264 | 178,910 | 504,284 | 962,886 | 7.75 M | 52.4% | 10.0% | 12/15/18 | 2723 | 113,000 | 133,526 | 217,759 | 595,318 | 1,059,603 | 8.00 M | 56.2% | -6.9% |
| 12/19/18 | 2724 | 86,883 | 72,691 | 132,437 | 184,661 | 510,000 | 986,672 | 8.25 M | 51.7% | | 12/22/18 | 2725 | | | | | | | | |

| Est Sales: Wednesday | | Est Draw Sales: Saturday | |
|----------------------|---------|--------------------------|-----------|
| 51.5% | 52.5% | 9.8% | 15.0% |
| 506,157 | 526,848 | 1,083,366 | 1,134,673 |

| | |
|---|----------------|
| *Estimated Support for Jackpot Prize | \$8,218,512 |
| Less: Current Advertised Jackpot | \$8,250,000 |
| Difference | (31,488) Under |
| **Amount necessary to fund advertised jackpot | 21,254 |
| Estimated Cash Value | \$5,568,680 |

| | | |
|--|--------------|--------------|
| If there is no jackpot prize ticket sold in tonight's drawing: | low | high |
| Estimated Total Draw Sales for the Current Roll Cycle | \$13,707,502 | \$13,707,502 |
| Estimated Sales for Next Draw | \$1,084,000 | \$1,134,000 |
| Estimated Total Draw Sales for the Roll Cycle | \$14,791,502 | \$14,841,502 |
| **Estimated Support for the Jackpot Prize In the Next Draw | \$8,868,439 | \$8,898,417 |




| | |
|--|-------------|
| Saturday Prospective Jackpot | \$8,500,000 |
| Possible funds added to prize | \$368,439 |
| Estimated Cash Value | \$5,737,428 |
| Saturday Prospective Jackpot | \$8,750,000 |
| Possible funds added to prize | \$118,439 |
| Estimated Cash Value | \$5,906,176 |
| Saturday Prospective Jackpot | \$9,000,000 |
| **Amount necessary to fund prospective jackpot | (88,803) |
| Estimated Cash Value | \$6,074,924 |

If a Jackpot Prize ticket is sold in tonight's drawing

| | |
|-------------------------|--------|
| Current Interest Factor | 1.4815 |
| Previous Draw Factor | 1.4981 |

| | |
|-------------------------|--------|
| Next Advertised Jackpot | 5.00 M |
| Cash Value | 3.37 M |

Approval for Estimated Jackpot Amount to Advertise

| | | |
|----------------|---|-------------------|
| 8.75 M |  | 12/19/18 10:49 AM |
| Jackpot Amount | Kathy Pyka Controller | Date |
| 8.75 M |  | 12/19/18 12:03 PM |
| Jackpot Amount | Ryan Mindell Lottery Operations Director | Date |
| 8.75 M |  | 12/19/18 12:17 PM |
| Jackpot Amount | Gary Grief Executive Director | Date |

Estimated Support for Jackpot Prize = (Est. total draw sales in the roll cycle) x (Jackpot prize is 40.47% of draw sales)*(int factor)
*Estimated total draw sales may be adjusted to include promotional wagers associated with this game.
**If additional funds are required, funds will be taken from the State Lottery Account as identified in Government Code, § 466.355