

Lotto Texas Jackpot Estimation Worksheet

Wednesday Date	Draw #	Advance	Sunday	Monday	Tuesday	Wednesday	Total Draw Sales	Wednesday Advertised Jackpot	Wed % of Total Draw Sales	% Change from Wednesday rolling to Saturday	Saturday Date	Draw #	Advance	Thursday	Friday	Saturday	Total Draw Sales	Sat Adv Jackpot	Sat % of Total Draw Sales	% Change from Saturday rolling to Wednesday
07/25/18	2682	92,232	78,528	131,875	249,524	533,173	1,085,332	12.25 M	49.1%	8.3%	07/28/18	2683	118,985	130,203	242,495	683,354	1,175,037	13.00 M	58.2%	-9.0%
08/01/18	2684	89,592	80,574	125,779	186,274	586,916	1,069,135	13.75 M	54.9%	12.9%	08/04/18	2685	116,955	138,313	246,924	704,910	1,207,102	14.50 M	58.4%	-9.7%
08/08/18	2686	92,378	85,186	131,283	189,404	591,679	1,089,930	15.25 M	54.3%	9.6%	08/11/18	2687	118,120	136,104	241,546	699,333	1,195,103	16.00 M	58.5%	-24.4%
08/15/18	2688	92,070	67,520	108,043	154,411	482,001	904,045	5.00 M	53.3%	14.9%	08/18/18	2689	115,748	113,447	203,527	605,701	1,038,423	5.25 M	58.3%	-12.8%
08/22/18	2690	89,171	68,169	106,890	153,640	487,358	905,228	5.50 M	53.8%	15.4%	08/25/18	2691	114,192	114,718	205,997	609,929	1,044,836	5.75 M	58.4%	-13.1%
08/29/18	2692	88,838	69,636	107,621	156,907	484,496	907,498	6.00 M	53.4%	17.1%	09/01/18	2693	112,980	119,275	219,727	610,418	1,062,400	6.25 M	57.5%	-14.5%
09/05/18	2694	87,637	68,591	85,664	161,795	504,751	908,438	6.50 M	55.6%	15.6%	09/08/18	2695	112,294	113,771	210,170	613,879	1,050,114	6.75 M	58.5%	-11.4%
09/12/18	2696	88,519	66,658	111,346	161,924	502,002	930,449	7.00 M	54.0%	13.1%	09/15/18	2697	114,429	119,897	208,849	609,610	1,052,785	7.25 M	57.9%	-11.2%
09/19/18	2698	89,035	68,034	112,073	163,147	502,707	934,996	7.50 M	53.8%	12.8%	09/22/18	2699	114,515	117,021	213,531	609,366	1,054,433	7.75 M	57.8%	-11.4%
09/26/18	2700	88,439	69,754	115,648	165,235	495,549	934,625	8.00 M	53.0%	14.8%	09/29/18	2701	114,210	114,773	222,828	621,409	1,073,220	8.25 M	57.9%	-9.5%
10/03/18	2702	85,911	71,801	117,964	172,175	523,084	970,935	9.00 M	53.9%	14.2%	10/06/18	2703	114,253	126,002	235,934	632,289	1,108,478	9.75 M	57.0%	-8.1%
10/10/18	2704	88,984	74,510	118,504	186,891	549,391	1,018,280	10.50 M	54.0%	19.5%	10/13/18	2705	116,459	137,915	287,624	674,834	1,216,832	11.25 M	55.5%	1.4%
10/17/18	2706	91,221	83,488	125,780	297,731	635,967	1,234,187	11.75 M	51.5%	26.1%	10/20/18	2707	120,034	209,454	485,754	740,695	1,555,937	12.75 M	47.6%	-6.6%
10/24/18	2708	98,213	107,982	227,911	420,910	598,166	1,453,182	13.50 M	41.2%	-12.7%	10/27/18	2709	124,557	151,754	272,867	720,007	1,269,185	14.50 M	56.7%	-14.0%
10/31/18	2710	94,711	85,303	139,907	210,478	561,402	1,091,801	15.25 M	51.4%	-3.3%	11/03/18	2711	116,941	127,354	217,019	594,546	1,055,860	5.00 M	56.3%	-13.1%
11/07/18	2712	90,349	69,686	116,504	164,668	476,689	917,896	5.25 M	51.9%	10.2%	11/10/18	2713	115,581	119,693	202,769	573,174	1,011,217	5.50 M	56.7%	-13.1%
11/14/18	2714	89,697	66,275	103,543	152,517	466,255	878,287	5.75 M	53.1%	15.6%	11/17/18	2715	113,099	116,494	202,299	583,104	1,014,996	6.00 M	57.4%	-6.8%
11/21/18	2716	88,960	64,804	119,311	179,248	493,218	945,541	6.25 M	52.2%	1.0%	11/24/18	2717	115,608	70,470	201,989	567,353	955,420	6.50 M	59.4%	-5.7%
11/28/18	2718	84,625	68,124	111,417	156,889	479,466	900,521	6.75 M	53.2%	15.0%	12/01/18	2719	111,498	116,651	207,321	600,297	1,035,767	7.00 M	58.0%	-7.9%
12/05/18	2720	85,373	71,378	127,989	178,531	491,130	954,401	7.25 M	51.5%	7.8%	12/08/18	2721	113,136	133,740	205,208	576,351	1,028,435	7.50 M	56.0%	-6.4%
12/12/18	2722	85,530	68,898	125,264	178,910	504,284	962,886	7.75 M	52.4%	10.0%	12/15/18	2723	113,000	133,526	217,759	595,318	1,059,603	8.00 M	56.2%	-8.1%
12/19/18	2724	86,883	72,691	132,437	184,661	497,517	974,189	8.25 M	51.1%	12.7%	12/22/18	2725	114,530	142,330	234,064	607,451	1,098,375	8.75 M	55.3%	-9.5%
12/26/18	2726	91,108	94,308	202,521	111,536	494,065	993,538	9.25 M	49.7%	14.8%	12/29/18	2727	111,982	144,895	255,838	628,082	1,140,797	10.00 M	55.1%	-15.0%
01/02/19	2728	89,064	77,799	204,147	150,547	448,069	969,626	10.50 M	46.2%	15.2%	01/05/19	2729	112,277	128,717	233,916	642,182	1,117,092	11.25 M	57.5%	-11.5%
01/09/19	2730	90,229	80,312	128,770	174,509	515,000	988,820	11.75 M	52.1%		01/12/19	2731								

Est Sales: Wednesday		Est Draw Sales: Saturday	
52.0%	53.0%	13.7%	18.9%
513,305	534,308	1,124,288	1,175,707

*Estimated Support for Jackpot Prize	\$11,996,458
Less: Current Advertised Jackpot	\$11,750,000
Possible funds added to prize	246,458 Over

Estimated Cash Value	\$7,929,010
----------------------	-------------

If there is no jackpot prize ticket sold in tonight's drawing:	low	high
Estimated Total Draw Sales for the Current Roll Cycle	\$20,003,267	\$20,003,267
Estimated Sales for Next Draw	\$1,125,000	\$1,175,000
Estimated Total Draw Sales for the Roll Cycle	\$21,128,267	\$21,178,267
**Estimated Support for the Jackpot Prize In the Next Draw	\$12,671,149	\$12,701,135




Saturday Prospective Jackpot	\$12,250,000
Possible funds added to prize	\$421,149
Estimated Cash Value	\$8,266,415
Saturday Prospective Jackpot	\$12,500,000
Possible funds added to prize	\$171,149
Estimated Cash Value	\$8,435,117
Saturday Prospective Jackpot	\$12,750,000
**Amount necessary to fund prospective jackpot	(53,209)
Estimated Cash Value	\$8,603,819

If a Jackpot Prize ticket is sold in tonight's drawing

Current Interest Factor	1.4819
Previous Draw Factor	1.4631

Next Advertised Jackpot	5.00 M
Cash Value	3.37 M

Approval for Estimated Jackpot Amount to Advertise

12.50 M		1/9/19 10:30 AM
Jackpot Amount	Kathy Pyka Controller	Date
12.50 M		1/9/19 11:46 AM
Jackpot Amount	Ryan Mindell Lottery Operations Director	Date
12.50 M		1/9/19 11:48 AM
Jackpot Amount	Gary Grief Executive Director	Date

Estimated Support for Jackpot Prize = (Est. total draw sales in the roll cycle) x (Jackpot prize is 40.47% of draw sales)*(int factor)
*Estimated total draw sales may be adjusted to include promotional wagers associated with this game.
**If additional funds are required, funds will be taken from the State Lottery Account as identified in Government Code, § 466.355