

Lotto Texas Jackpot Estimation Worksheet

| Wednesday<br>Date | Draw # | Advance | Sunday  | Monday  | Tuesday | Wednesday | Total Draw<br>Sales | Wednesday<br>Advertised<br>Jackpot | Wed % of<br>Total<br>Draw Sales | % Change<br>from Wednesday<br>rolling to<br>Saturday | Saturday<br>Date | Draw # | Advance | Thursday | Friday  | Saturday | Total<br>Draw<br>Sales | Sat Adv<br>Jackpot | Sat % of Total<br>Draw Sales | % Change<br>from Saturday<br>rolling to<br>Wednesday |
|-------------------|--------|---------|---------|---------|---------|-----------|---------------------|------------------------------------|---------------------------------|--|------------------|--------|---------|----------|---------|----------|------------------------|--------------------|------------------------------|--|
| 10/10/18          | 2704   | 88,984  | 74,510  | 118,504 | 186,891 | 549,391   | 1,018,280           | 10.50 M                            | 54.0%                           | 19.5%  | 10/13/18         | 2705   | 116,459 | 137,915  | 287,624 | 674,834  | 1,216,832              | 11.25 M            | 55.5%                        | 1.4%   |
| 10/17/18          | 2706   | 91,221  | 83,488  | 125,780 | 297,731 | 635,967   | 1,234,187           | 11.75 M                            | 51.5%                           | 26.1%  | 10/20/18         | 2707   | 120,034 | 209,454  | 485,754 | 740,695  | 1,555,937              | 12.75 M            | 47.6%                        | -6.6%  |
| 10/24/18          | 2708   | 98,213  | 107,982 | 227,911 | 420,910 | 598,166   | 1,453,182           | 13.50 M                            | 41.2%                           | -12.7%   | 10/27/18         | 2709   | 124,557 | 151,754  | 272,867 | 720,007  | 1,269,185              | 14.50 M            | 56.7%                        | -14.0%   |
| 10/31/18          | 2710   | 94,711  | 85,303  | 139,907 | 210,478 | 561,402   | 1,091,801           | 15.25 M                            | 51.4%                           | -3.3%  | 11/03/18         | 2711   | 116,941 | 127,354  | 217,019 | 594,546  | 1,055,860              | 5.00 M             | 56.3%                        | -13.1%   |
| 11/07/18          | 2712   | 90,349  | 69,686  | 116,504 | 164,668 | 476,689   | 917,896             | 5.25 M                             | 51.9%                           | 10.2%  | 11/10/18         | 2713   | 115,581 | 119,693  | 202,769 | 573,174  | 1,011,217              | 5.50 M             | 56.7%                        | -13.1%   |
| 11/14/18          | 2714   | 89,697  | 66,275  | 103,543 | 152,517 | 466,255   | 878,287             | 5.75 M                             | 53.1%                           | 15.6%  | 11/17/18         | 2715   | 113,099 | 116,494  | 202,299 | 583,104  | 1,014,996              | 6.00 M             | 57.4%                        | -6.8%  |
| 11/21/18          | 2716   | 88,960  | 64,804  | 119,311 | 179,248 | 493,218   | 945,541             | 6.25 M                             | 52.2%                           | 1.0%   | 11/24/18         | 2717   | 115,608 | 70,470   | 201,989 | 567,353  | 955,420                | 6.50 M             | 59.4%                        | -5.7%  |
| 11/28/18          | 2718   | 84,625  | 68,124  | 111,417 | 156,889 | 479,466   | 900,521             | 6.75 M                             | 53.2%                           | 15.0%  | 12/01/18         | 2719   | 111,498 | 116,651  | 207,321 | 600,297  | 1,035,767              | 7.00 M             | 58.0%                        | -7.9%  |
| 12/05/18          | 2720   | 85,373  | 71,378  | 127,989 | 178,531 | 491,130   | 954,401             | 7.25 M                             | 51.5%                           | 7.8%   | 12/08/18         | 2721   | 113,136 | 133,740  | 205,208 | 576,351  | 1,028,435              | 7.50 M             | 56.0%                        | -6.4%  |
| 12/12/18          | 2722   | 85,530  | 68,898  | 125,264 | 178,910 | 504,284   | 962,886             | 7.75 M                             | 52.4%                           | 10.0%  | 12/15/18         | 2723   | 113,000 | 133,526  | 217,759 | 595,318  | 1,059,603              | 8.00 M             | 56.2%                        | -8.1%  |
| 12/19/18          | 2724   | 86,883  | 72,691  | 132,437 | 184,661 | 497,517   | 974,189             | 8.25 M                             | 51.1%                           | 12.7%  | 12/22/18         | 2725   | 114,530 | 142,330  | 234,064 | 607,451  | 1,098,375              | 8.75 M             | 55.3%                        | -9.5%  |
| 12/26/18          | 2726   | 91,108  | 94,308  | 202,521 | 111,536 | 494,065   | 993,538             | 9.25 M                             | 49.7%                           | 14.8%  | 12/29/18         | 2727   | 111,982 | 144,895  | 255,838 | 628,082  | 1,140,797              | 10.00 M            | 55.1%                        | -15.0%   |
| 01/02/19          | 2728   | 89,064  | 77,799  | 204,147 | 150,547 | 448,069   | 969,626             | 10.50 M                            | 46.2%                           | 15.2%  | 01/05/19         | 2729   | 112,277 | 128,717  | 233,916 | 642,182  | 1,117,092              | 11.25 M            | 57.5%                        | -10.3%   |
| 01/09/19          | 2730   | 90,229  | 80,312  | 128,770 | 174,509 | 528,210   | 1,002,030           | 11.75 M                            | 52.7%                           | 10.9%  | 01/12/19         | 2731   | 113,962 | 131,156  | 223,214 | 642,901  | 1,111,233              | 12.50 M            | 57.9%                        | -22.0%   |
| 01/16/19          | 2732   | 90,180  | 65,100  | 106,927 | 152,488 | 452,051   | 866,746             | 5.00 M                             | 52.2%                           | 13.5%  | 01/19/19         | 2733   | 110,785 | 118,200  | 208,121 | 546,397  | 983,503                | 5.25 M             | 55.6%                        | -12.9%   |
| 01/23/19          | 2734   | 87,661  | 64,207  | 103,608 | 156,021 | 445,308   | 856,805             | 5.50 M                             | 52.0%                           | 16.8%  | 01/26/19         | 2735   | 109,677 | 114,232  | 197,740 | 579,138  | 1,000,787              | 5.75 M             | 57.9%                        | -11.8%   |
| 01/30/19          | 2736   | 87,349  | 70,634  | 114,703 | 150,083 | 459,998   | 882,767             | 6.00 M                             | 52.1%                           | 19.2%  | 02/02/19         | 2737   | 107,691 | 116,761  | 218,824 | 609,129  | 1,052,405              | 6.25 M             | 57.9%                        | -12.4%   |
| 02/06/19          | 2738   | 86,338  | 72,612  | 116,985 | 166,320 | 479,520   | 921,775             | 6.50 M                             | 52.0%                           | 9.5%   | 02/09/19         | 2739   | 109,960 | 116,716  | 203,292 | 579,341  | 1,009,309              | 6.75 M             | 57.4%                        | -9.9%  |
| 02/13/19          | 2740   | 86,577  | 70,339  | 112,113 | 163,327 | 477,043   | 909,399             | 7.00 M                             | 52.5%                           | 13.6%  | 02/16/19         | 2741   | 110,681 | 120,139  | 211,394 | 591,099  | 1,033,313              | 7.25 M             | 57.2%                        | -10.9%   |
| 02/20/19          | 2742   | 86,399  | 71,888  | 112,310 | 151,134 | 499,339   | 921,070             | 7.50 M                             | 54.2%                           | 14.6%  | 02/23/19         | 2743   | 110,049 | 119,284  | 220,306 | 605,738  | 1,055,377              | 7.75 M             | 57.4%                        | -10.9%   |
| 02/27/19          | 2744   | 87,491  | 75,341  | 116,855 | 164,456 | 496,653   | 940,796             | 8.00 M                             | 52.8%                           | 16.9%  | 03/02/19         | 2745   | 108,360 | 121,877  | 239,439 | 630,522  | 1,100,198              | 8.25 M             | 57.3%                        | -12.5%   |
| 03/06/19          | 2746   | 87,535  | 74,095  | 112,983 | 173,681 | 514,439   | 962,733             | 8.50 M                             | 53.4%                           | 15.7%  | 03/09/19         | 2747   | 111,254 | 131,245  | 232,077 | 639,190  | 1,113,766              | 9.25 M             | 57.4%                        | -11.7%   |
| 03/13/19          | 2748   | 89,478  | 78,206  | 124,785 | 175,111 | 515,787   | 983,367             | 9.75 M                             | 52.5%                           | 14.6%  | 03/16/19         | 2749   | 112,751 | 134,547  | 233,544 | 646,399  | 1,127,241              | 10.25 M            | 57.3%                        | -3.4%  |
| 03/20/19          | 2750   | 88,286  | 83,783  | 133,035 | 187,410 | 596,896   | 1,089,410           | 11.00 M                            | 54.8%                           | 10.4%  | 03/23/19         | 2751   | 113,773 | 140,401  | 252,995 | 695,520  | 1,202,689              | 11.75 M            | 57.8%                        | -4.9%  |
| 03/27/19          | 2752   | 89,948  | 86,688  | 142,741 | 204,312 | 620,000   | 1,143,689           | 12.25 M                            | 54.2%                           |  | 03/30/19         | 2753   |         |          |         |          |                        |                    |                              |  |

| Est Sales: Wednesday |         | Est Draw Sales: Saturday |           |
|----------------------|---------|--------------------------|-----------|
| 53.7%                | 54.7%   | 7.9%                     | 12.4%     |
| 607,389              | 632,357 | 1,234,040                | 1,285,506 |

\*Estimated Support for Jackpot Prize \$12,274,909  
Less: Current Advertised Jackpot \$12,250,000  
Possible funds added to prize 24,909 Over

Estimated Cash Value \$8,544,922

|  |              |              |
|--|--------------|--------------|
| If there is no jackpot prize ticket sold in tonight's drawing: | low          | high         |
| Estimated Total Draw Sales for the Current Roll Cycle          | \$21,157,145 | \$21,157,145 |
| Estimated Sales for Next Draw                                  | \$1,235,000  | \$1,285,000  |
| Estimated Total Draw Sales for the Roll Cycle                  | \$22,392,145 | \$22,442,145 |
| **Estimated Support for the Jackpot Prize In the Next Draw     | \$12,991,429 | \$13,020,438 |




|  |              |
|--|--------------|
| Saturday Prospective Jackpot                   | \$12,500,000 |
| Possible funds added to prize                  | \$491,429    |
| Estimated Cash Value                           | \$8,719,308  |
| Saturday Prospective Jackpot                   | \$12,750,000 |
| Possible funds added to prize                  | \$241,429    |
| Estimated Cash Value                           | \$8,893,694  |
| Saturday Prospective Jackpot                   | \$13,000,000 |
| **Amount necessary to fund prospective jackpot | (5,979)      |
| Estimated Cash Value                           | \$9,068,080  |

If a Jackpot Prize ticket is sold in tonight's drawing

|                         |        |
|-------------------------|--------|
| Current Interest Factor | 1.4336 |
| Previous Draw Factor    | 1.4468 |

|                         |        |
|-------------------------|--------|
| Next Advertised Jackpot | 5.00 M |
| Cash Value              | 3.48 M |

Approval for Estimated Jackpot Amount to Advertise

|                |   |                  |
|----------------|---|------------------|
| 12.75 M        |  | 3/27/19 11:05 AM |
| Jackpot Amount | Kathy Pyka Controller   | Date             |
| 12.75 M        |  | 3/27/19 11:06 AM |
| Jackpot Amount | Ryan Mindell Lottery Operations Director  | Date             |
| 12.75 M        |  | 3/27/19 11:07 AM |
| Jackpot Amount | Gary Grief Executive Director   | Date             |

Estimated Support for Jackpot Prize = (Est. total draw sales in the roll cycle) x (Jackpot prize is 40.47% of draw sales)\*(int factor)  
\*Estimated total draw sales may be adjusted to include promotional wagers associated with this game.  
\*\*If additional funds are required, funds will be taken from the State Lottery Account as identified in Government Code, § 466.355