

Lotto Texas Jackpot Estimation Worksheet

Wednesday Date	Draw #	Advance	Sunday	Monday	Tuesday	Wednesday	Total Draw Sales	Wednesday Advertised Jackpot	Wed % of Total Draw Sales	% Change from Wednesday rolling to Saturday	Saturday Date	Draw #	Advance	Thursday	Friday	Saturday	Total Draw Sales	Sat Adv Jackpot	Sat % of Total Draw Sales	% Change from Saturday rolling to Wednesday
10/24/18	2708	98,213	107,982	227,911	420,910	598,166	1,453,182	13.50 M	41.2%	-12.7%	10/27/18	2709	124,557	151,754	272,867	720,007	1,269,185	14.50 M	56.7%	-14.0%
10/31/18	2710	94,711	85,303	139,907	210,478	561,402	1,091,801	15.25 M	51.4%	-3.3%	11/03/18	2711	116,941	127,354	217,019	594,546	1,055,860	5.00 M	56.3%	-13.1%
11/07/18	2712	90,349	69,686	116,504	164,668	476,689	917,896	5.25 M	51.9%	10.2%	11/10/18	2713	115,581	119,693	202,769	573,174	1,011,217	5.50 M	56.7%	-13.1%
11/14/18	2714	89,697	66,275	103,543	152,517	466,255	878,287	5.75 M	53.1%	15.6%	11/17/18	2715	113,099	116,494	202,299	583,104	1,014,996	6.00 M	57.4%	-6.8%
11/21/18	2716	88,960	64,804	119,311	179,248	493,218	945,541	6.25 M	52.2%	1.0%	11/24/18	2717	115,608	70,470	201,989	567,353	955,420	6.50 M	59.4%	-5.7%
11/28/18	2718	84,625	68,124	111,417	156,889	479,466	900,521	6.75 M	53.2%	15.0%	12/01/18	2719	111,498	116,651	207,321	600,297	1,035,767	7.00 M	58.0%	-7.9%
12/05/18	2720	85,373	71,378	127,989	178,531	491,130	954,401	7.25 M	51.5%	7.8%	12/08/18	2721	113,136	133,740	205,208	576,351	1,028,435	7.50 M	56.0%	-6.4%
12/12/18	2722	85,530	68,898	125,264	178,910	504,284	962,886	7.75 M	52.4%	10.0%	12/15/18	2723	113,000	133,526	217,759	595,318	1,059,603	8.00 M	56.2%	-8.1%
12/19/18	2724	86,883	72,691	132,437	184,661	497,517	974,189	8.25 M	51.1%	12.7%	12/22/18	2725	114,530	142,330	234,064	607,451	1,098,375	8.75 M	55.3%	-9.5%
12/26/18	2726	91,108	94,308	202,521	111,536	494,065	993,538	9.25 M	49.7%	14.8%	12/29/18	2727	111,982	144,895	255,838	628,082	1,140,797	10.00 M	55.1%	-15.0%
01/02/19	2728	89,064	77,799	204,147	150,547	448,069	969,626	10.50 M	46.2%	15.2%	01/05/19	2729	112,277	128,717	233,916	642,182	1,117,092	11.25 M	57.5%	-10.3%
01/09/19	2730	90,229	80,312	128,770	174,509	528,210	1,002,030	11.75 M	52.7%	10.9%	01/12/19	2731	113,962	131,156	223,214	642,901	1,111,233	12.50 M	57.9%	-22.0%
01/16/19	2732	90,180	65,100	106,927	152,488	452,051	866,746	5.00 M	52.2%	13.5%	01/19/19	2733	110,785	118,200	208,121	546,397	983,503	5.25 M	55.6%	-12.9%
01/23/19	2734	87,661	64,207	103,608	156,021	445,308	856,805	5.50 M	52.0%	16.8%	01/26/19	2735	109,677	114,232	197,740	579,138	1,000,787	5.75 M	57.9%	-11.8%
01/30/19	2736	87,349	70,634	114,703	150,083	459,998	882,767	6.00 M	52.1%	19.2%	02/02/19	2737	107,691	116,761	218,824	609,129	1,052,405	6.25 M	57.9%	-12.4%
02/06/19	2738	86,338	72,612	116,985	166,320	479,520	921,775	6.50 M	52.0%	9.5%	02/09/19	2739	109,960	116,716	203,292	579,341	1,009,309	6.75 M	57.4%	-9.9%
02/13/19	2740	86,577	70,339	112,113	163,327	477,043	909,399	7.00 M	52.5%	13.6%	02/16/19	2741	110,681	120,139	211,394	591,099	1,033,313	7.25 M	57.2%	-10.9%
02/20/19	2742	86,399	71,888	112,310	151,134	499,339	921,070	7.50 M	54.2%	14.6%	02/23/19	2743	110,049	119,284	220,306	605,738	1,055,377	7.75 M	57.4%	-10.9%
02/27/19	2744	87,491	75,341	116,855	164,456	496,653	940,796	8.00 M	52.8%	16.9%	03/02/19	2745	108,360	121,877	239,439	630,522	1,100,198	8.25 M	57.3%	-12.5%
03/06/19	2746	87,535	74,095	112,983	173,681	514,439	962,733	8.50 M	53.4%	15.7%	03/09/19	2747	111,254	131,245	232,077	639,190	1,113,766	9.25 M	57.4%	-11.7%
03/13/19	2748	89,478	78,206	124,785	175,111	515,787	983,367	9.75 M	52.5%	14.6%	03/16/19	2749	112,751	134,547	233,544	646,399	1,127,241	10.25 M	57.3%	-3.4%
03/20/19	2750	88,286	83,783	133,035	187,410	596,896	1,089,410	11.00 M	54.8%	10.4%	03/23/19	2751	113,773	140,401	252,995	695,520	1,202,689	11.75 M	57.8%	-0.9%
03/27/19	2752	89,948	86,688	142,741	204,312	668,393	1,192,082	12.25 M	56.1%	-1.5%	03/30/19	2753	115,290	130,481	236,889	691,426	1,174,086	12.75 M	58.9%	-8.5%
04/03/19	2754	86,797	82,179	132,410	188,773	584,492	1,074,651	13.50 M	54.4%	10.1%	04/06/19	2755	113,630	141,377	251,125	677,280	1,183,412	14.50 M	57.2%	-8.1%
04/10/19	2756	90,212	78,675	137,491	189,664	591,000	1,087,042	15.00 M	54.4%		04/13/19	2757								

Est Sales: Wednesday		Est Draw Sales: Saturday	
54.2%	55.2%	10.0%	15.0%
587,019	611,195	1,195,746	1,250,098

*Estimated Support for Jackpot Prize	\$15,116,479
Less: Current Advertised Jackpot	\$15,000,000
Possible funds added to prize	116,479 Over

Estimated Cash Value	\$10,330,579
----------------------	--------------


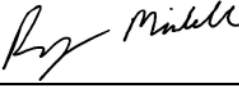

If there is no jackpot prize ticket sold in tonight's drawing:	low	high
Estimated Total Draw Sales for the Current Roll Cycle	\$25,724,729	\$25,724,729
Estimated Sales for Next Draw	\$1,196,000	\$1,250,000
Estimated Total Draw Sales for the Roll Cycle	\$26,920,729	\$26,974,729
**Estimated Support for the Jackpot Prize In the Next Draw	\$15,819,278	\$15,851,009

Saturday Prospective Jackpot	\$15,500,000
Possible funds added to prize	\$319,278
Estimated Cash Value	\$10,674,931
Saturday Prospective Jackpot	\$15,750,000
Possible funds added to prize	\$69,278
Estimated Cash Value	\$10,847,107
Saturday Prospective Jackpot	\$16,000,000
**Amount necessary to fund prospective jackpot	(124,464)
Estimated Cash Value	\$11,019,284

If a Jackpot Prize ticket is sold in tonight's drawing

Current Interest Factor	1.4520	Next Advertised Jackpot	5.00 M
Previous Draw Factor	1.4551	Cash Value	3.44 M

Approval for Estimated Jackpot Amount to Advertise

15.75 M		4/10/19 11:07 AM
Jackpot Amount	Kathy Pyka	Controller
15.75 M		4/10/19 11:12 AM
Jackpot Amount	Ryan Mindell	Lottery Operations Director
15.75 M		4/10/19 11:18 AM
Jackpot Amount	Gary Grief	Executive Director

Estimated Support for Jackpot Prize = (Est. total draw sales in the roll cycle) x (Jackpot prize is 40.47% of draw sales)\*(int factor)  
\*Estimated total draw sales may be adjusted to include promotional wagers associated with this game.  
\*\*If additional funds are required, funds will be taken from the State Lottery Account as identified in Government Code, § 466.355