

Lotto Texas Jackpot Estimation Worksheet

Wednesday Date	Draw #	Advance	Sunday	Monday	Tuesday	Wednesday	Total Draw Sales	Wednesday Advertised Jackpot	Wed % of Total Draw Sales	% Change from Wednesday rolling to Saturday	Saturday Date	Draw #	Advance	Thursday	Friday	Saturday	Total Draw Sales	Sat Adv Jackpot	Sat % of Total Draw Sales	% Change from Saturday rolling to Wednesday
01/23/19	2734	87,661	64,207	103,608	156,021	445,308	856,805	5.50 M	52.0%	16.8%	01/26/19	2735	109,677	114,232	197,740	579,138	1,000,787	5.75 M	57.9%	-11.8%
01/30/19	2736	87,349	70,634	114,703	150,083	459,998	882,767	6.00 M	52.1%	19.2%	02/02/19	2737	107,691	116,761	218,824	609,129	1,052,405	6.25 M	57.9%	-12.4%
02/06/19	2738	86,338	72,612	116,985	166,320	479,520	921,775	6.50 M	52.0%	9.5%	02/09/19	2739	109,960	116,716	203,292	579,341	1,009,309	6.75 M	57.4%	-9.9%
02/13/19	2740	86,577	70,339	112,113	163,327	477,043	909,399	7.00 M	52.5%	13.6%	02/16/19	2741	110,681	120,139	211,394	591,099	1,033,313	7.25 M	57.2%	-10.9%
02/20/19	2742	86,399	71,888	112,310	151,134	499,339	921,070	7.50 M	54.2%	14.6%	02/23/19	2743	110,049	119,284	220,306	605,738	1,055,377	7.75 M	57.4%	-10.9%
02/27/19	2744	87,491	75,341	116,855	164,456	496,653	940,796	8.00 M	52.8%	16.9%	03/02/19	2745	108,360	121,877	239,439	630,522	1,100,198	8.25 M	57.3%	-12.5%
03/06/19	2746	87,535	74,095	112,983	173,681	514,439	962,733	8.50 M	53.4%	15.7%	03/09/19	2747	111,254	131,245	232,077	639,190	1,113,766	9.25 M	57.4%	-11.7%
03/13/19	2748	89,478	78,206	124,785	175,111	515,787	983,367	9.75 M	52.5%	14.6%	03/16/19	2749	112,751	134,547	233,544	646,399	1,127,241	10.25 M	57.3%	-3.4%
03/20/19	2750	88,286	83,783	133,035	187,410	596,896	1,089,410	11.00 M	54.8%	10.4%	03/23/19	2751	113,773	140,401	252,995	695,520	1,202,689	11.75 M	57.8%	-0.9%
03/27/19	2752	89,948	86,688	142,741	204,312	668,393	1,192,082	12.25 M	56.1%	-1.5%	03/30/19	2753	115,290	130,481	236,889	691,426	1,174,086	12.75 M	58.9%	-8.5%
04/03/19	2754	86,797	82,179	132,410	188,773	584,492	1,074,651	13.50 M	54.4%	10.1%	04/06/19	2755	113,630	141,377	251,125	677,280	1,183,412	14.50 M	57.2%	-9.6%
04/10/19	2756	90,212	78,675	137,491	189,664	573,473	1,069,515	15.00 M	53.6%	9.6%	04/13/19	2757	114,249	140,744	255,588	661,310	1,171,891	15.75 M	56.4%	-23.2%
04/17/19	2758	89,495	70,235	112,251	159,986	468,508	900,475	5.00 M	52.0%	11.6%	04/20/19	2759	112,716	123,822	219,067	549,330	1,004,935	5.25 M	54.7%	-11.0%
04/24/19	2760	87,858	58,552	114,131	161,831	471,775	894,147	5.50 M	52.8%	14.9%	04/27/19	2761	110,935	125,060	211,562	579,855	1,027,412	5.75 M	56.4%	-9.7%
05/01/19	2762	84,434	73,232	114,288	164,638	491,373	927,965	6.00 M	53.0%	12.3%	05/04/19	2763	109,755	119,340	217,035	595,657	1,041,787	6.25 M	57.2%	-15.3%
05/08/19	2764	86,059	71,095	112,252	154,546	458,600	882,552	5.00 M	52.0%	14.1%	05/11/19	2765	110,507	122,580	206,505	567,195	1,006,787	5.25 M	56.3%	-10.4%
05/15/19	2766	86,708	71,211	111,797	160,522	471,900	902,138	5.50 M	52.3%	12.1%	05/18/19	2767	110,201	120,980	214,454	565,636	1,011,271	5.75 M	55.9%	-10.2%
05/22/19	2768	86,369	73,122	112,664	161,398	474,310	907,863	6.00 M	52.2%	12.3%	05/25/19	2769	110,215	124,683	217,446	566,961	1,019,305	6.25 M	55.6%	-12.3%
05/29/19	2770	85,478	70,697	90,034	171,027	476,644	893,880	6.50 M	53.3%	20.3%	06/01/19	2771	106,410	125,927	239,435	603,444	1,075,216	6.75 M	56.1%	-13.8%
06/05/19	2772	85,873	74,143	118,972	174,421	473,727	927,136	7.00 M	51.1%	13.4%	06/08/19	2773	109,340	127,907	232,151	582,344	1,051,742	7.25 M	55.4%	-10.4%
06/12/19	2774	86,597	72,865	118,112	166,697	498,154	942,425	7.50 M	52.9%	13.3%	06/15/19	2775	109,121	129,248	222,935	606,767	1,068,071	7.75 M	56.8%	-9.5%
06/19/19	2776	86,779	77,840	126,132	177,576	498,653	966,980	8.00 M	51.6%	12.4%	06/22/19	2777	122,542	131,255	224,354	609,165	1,087,316	8.25 M	56.0%	-11.3%
06/26/19	2778	88,661	80,513	118,158	171,137	506,201	964,670	8.50 M	52.5%	13.2%	06/29/19	2779	112,033	131,412	230,705	618,176	1,092,326	8.75 M	56.6%	-9.7%
07/03/19	2780	88,474	77,680	126,074	176,662	516,999	985,889	9.25 M	52.4%	6.1%	07/06/19	2781	114,771	113,654	222,076	595,631	1,046,132	9.75 M	56.9%	-7.4%
07/10/19	2782	87,093	80,672	124,678	173,892	502,673	969,008	10.50 M	51.9%	12.9%	07/13/19	2783	113,091	133,051	230,000	618,000	1,094,142	11.00 M	56.5%	

Est Sales: Saturday		Est Draw Sales: Wednesday	
56.2%	57.2%	-10.8%	-6.2%
610,940	636,339	975,975	1,026,305

*Estimated Support for Jackpot Prize	\$11,313,086
Less: Current Advertised Jackpot	\$11,000,000
Possible funds added to prize	313,086 Over

Estimated Cash Value	\$7,828,624
----------------------	-------------

If there is no jackpot prize ticket sold in tonight's drawing:	low	high
Estimated Total Draw Sales for the Current Roll Cycle	\$19,894,849	\$19,894,849
Estimated Sales for Next Draw	\$976,000	\$1,026,000
Estimated Total Draw Sales for the Roll Cycle	\$20,870,849	\$20,920,849
**Estimated Support for the Jackpot Prize In the Next Draw	\$11,868,083	\$11,896,515




Wednesday Prospective Jackpot	\$11,500,000
Possible funds added to prize	\$368,083
Estimated Cash Value	\$8,184,471
Wednesday Prospective Jackpot	\$11,750,000
Possible funds added to prize	\$118,083
Estimated Cash Value	\$8,362,394
Wednesday Prospective Jackpot	\$12,000,000
**Amount necessary to fund prospective jackpot	(93,884)
Estimated Cash Value	\$8,540,317

If a Jackpot Prize ticket is sold in tonight's drawing

Current Interest Factor	1.4051
Previous Draw Factor	1.3867

Next Advertised Jackpot	5.00 M
Cash Value	3.55 M

Approval for Estimated Jackpot Amount to Advertise

11.75 M		7/12/19 10:48 AM
Jackpot Amount	Kathy Pyka Controller	Date
11.75 M		7/12/19 11:09 AM
Jackpot Amount	Ryan Mindell Lottery Operations Director	Date
11.75 M		7/12/19 11:59 AM
Jackpot Amount	Gary Grief Executive Director	Date

Estimated Support for Jackpot Prize = (Est. total draw sales in the roll cycle) x (Jackpot prize is 40.47% of draw sales)*(int factor)
*Estimated total draw sales may be adjusted to include promotional wagers associated with this game.
**If additional funds are required, funds will be taken from the State Lottery Account as identified in Government Code, § 466.355