

Lotto Texas Jackpot Estimation Worksheet

Wednesday Date	Draw #	Advance	Sunday	Monday	Tuesday	Wednesday	Total Draw Sales	Wednesday Advertised Jackpot	Wed % of Total Draw Sales	% Change from Wednesday rolling to Saturday	Saturday Date	Draw #	Advance	Thursday	Friday	Saturday	Total Draw Sales	Sat Adv Jackpot	Sat % of Total Draw Sales	% Change from Saturday rolling to Wednesday
07/31/19	2788	88,622	81,670	129,470	179,078	546,674	1,025,514	14.00 M	53.3%	12.5%	08/03/19	2789	112,104	141,429	240,105	659,937	1,153,575	14.50 M	57.2%	-10.5%
08/07/19	2790	89,005	83,356	131,234	179,445	549,472	1,032,512	15.00 M	53.2%	12.4%	08/10/19	2791	113,616	138,528	237,241	670,853	1,160,238	15.25 M	57.8%	-9.7%
08/14/19	2792	88,043	84,473	133,445	183,268	558,169	1,047,398	15.75 M	53.3%	14.1%	08/17/19	2793	112,962	143,702	243,226	694,948	1,194,838	16.00 M	58.2%	-7.5%
08/21/19	2794	87,723	89,144	135,914	192,865	599,870	1,105,516	16.50 M	54.3%	12.0%	08/24/19	2795	112,749	147,068	258,517	720,358	1,238,692	17.25 M	58.2%	-8.4%
08/28/19	2796	88,970	90,306	144,545	200,891	610,467	1,135,179	18.00 M	53.8%	12.3%	08/31/19	2797	113,749	154,746	271,325	735,301	1,275,121	18.25 M	57.7%	-7.8%
09/04/19	2798	89,652	93,594	121,809	217,149	653,805	1,176,009	19.00 M	55.6%	11.2%	09/07/19	2799	115,472	156,941	278,783	756,745	1,307,941	19.75 M	57.9%	-6.7%
09/11/19	2800	90,838	93,537	157,707	217,747	661,104	1,220,933	20.50 M	54.1%	11.1%	09/14/19	2801	116,952	163,596	301,259	774,231	1,356,038	21.50 M	57.1%	-10.1%
09/18/19	2802	91,590	96,185	161,272	222,004	647,442	1,218,493	22.50 M	53.1%	9.1%	09/21/19	2803	117,108	146,518	293,960	771,293	1,328,879	23.00 M	58.0%	-6.1%
09/25/19	2804	90,520	94,964	157,096	225,169	680,554	1,248,303	23.75 M	54.5%	-19.0%	09/28/19	2805	117,224	122,166	204,166	567,690	1,011,246	5.00 M	56.1%	-11.4%
10/02/19	2806	86,189	69,798	115,279	158,368	466,657	896,291	5.25 M	52.1%	13.4%	10/05/19	2807	110,441	124,245	207,238	574,735	1,016,659	5.50 M	56.5%	-11.9%
10/09/19	2808	85,651	70,381	113,785	155,195	471,083	896,095	5.75 M	52.6%	11.3%	10/12/19	2809	109,879	122,273	199,341	566,133	997,626	6.00 M	56.7%	-9.3%
10/16/19	2810	84,559	72,267	111,216	159,666	476,711	904,419	6.25 M	52.7%	11.6%	10/19/19	2811	109,349	121,818	207,671	570,633	1,009,471	6.50 M	56.5%	-10.5%
10/23/19	2812	83,986	73,892	112,987	161,325	471,521	903,711	6.75 M	52.2%	10.8%	10/26/19	2813	109,407	119,982	202,713	569,107	1,001,209	7.00 M	56.8%	-10.3%
10/30/19	2814	82,937	75,019	118,748	160,358	460,814	897,876	7.25 M	51.3%	15.7%	11/02/19	2815	106,065	120,986	218,930	593,010	1,038,991	7.50 M	57.1%	-10.3%
11/06/19	2816	83,303	74,200	118,702	165,422	489,917	931,544	7.75 M	52.6%	9.6%	11/09/19	2817	109,210	114,750	209,256	587,899	1,021,115	8.00 M	57.6%	-11.4%
11/13/19	2818	83,933	75,960	113,743	150,885	480,469	904,990	8.25 M	53.1%	15.0%	11/16/19	2819	107,879	119,012	214,103	599,534	1,040,528	8.50 M	57.6%	-10.3%
11/20/19	2820	83,593	75,379	120,425	163,973	489,761	933,131	8.75 M	52.5%	11.0%	11/23/19	2821	108,927	126,020	210,326	590,817	1,036,090	9.00 M	57.0%	-3.3%
11/27/19	2822	84,849	75,898	125,910	191,831	523,198	1,001,686	9.25 M	52.2%	1.3%	11/30/19	2823	111,101	80,536	215,174	607,710	1,014,521	9.75 M	59.9%	0.7%
12/04/19	2824	80,113	82,008	138,592	190,967	529,471	1,021,151	10.25 M	51.9%	11.1%	12/07/19	2825	110,781	147,134	234,700	641,532	1,134,147	11.00 M	56.6%	-9.3%
12/11/19	2826	84,619	83,904	144,381	182,978	532,575	1,028,457	11.50 M	51.8%	13.1%	12/14/19	2827	111,252	148,348	259,375	644,560	1,163,535	12.25 M	55.4%	-9.6%
12/18/19	2828	86,001	85,793	143,444	204,935	532,026	1,052,199	13.00 M	50.6%	11.8%	12/21/19	2829	112,504	155,875	248,444	659,570	1,176,393	13.50 M	56.1%	-5.3%
12/25/19	2830	90,228	100,253	220,706	354,384	348,440	1,114,011	14.25 M	31.3%	6.1%	12/28/19	2831	111,700	161,528	263,129	646,074	1,182,431	14.75 M	54.6%	-3.8%
01/01/20	2832	87,226	89,375	180,686	328,968	450,692	1,136,947	15.50 M	39.6%	3.5%	01/04/20	2833	110,353	147,127	251,485	667,270	1,176,235	16.25 M	56.7%	-9.2%
01/08/20	2834	88,023	86,877	137,544	189,680	565,328	1,067,452	16.50 M	53.0%	10.1%	01/11/20	2835	111,372	149,289	245,804	669,023	1,175,488	17.00 M	56.9%	-6.1%
01/15/20	2836	87,840	88,549	140,078	197,027	590,000	1,103,494	17.50 M	53.5%		01/18/20	2837								

Est Sales: Wednesday		Est Draw Sales: Saturday	
53.2%	54.2%	7.5%	12.5%
583,715	607,672	1,186,256	1,241,431

*Estimated Support for Jackpot Prize \$17,534,816
Less: Current Advertised Jackpot \$17,500,000
Possible funds added to prize 34,816 Over

Estimated Cash Value \$13,324,197

If there is no jackpot prize ticket sold in tonight's drawing:	low	high
Estimated Total Draw Sales for the Current Roll Cycle	\$32,989,139	\$32,989,139
Estimated Sales for Next Draw	\$1,187,000	\$1,241,000
Estimated Total Draw Sales for the Roll Cycle	\$34,176,139	\$34,230,139
**Estimated Support for the Jackpot Prize In the Next Draw	\$18,165,746	\$18,194,448




Saturday Prospective Jackpot	\$17,750,000
Possible funds added to prize	\$415,746
Estimated Cash Value	\$13,514,542
Saturday Prospective Jackpot	\$18,000,000
Possible funds added to prize	\$165,746
Estimated Cash Value	\$13,704,888
Saturday Prospective Jackpot	\$18,250,000
**Amount necessary to fund prospective jackpot	(64,150)
Estimated Cash Value	\$13,895,234

If a Jackpot Prize ticket is sold in tonight's drawing

Current Interest Factor	1.3134
Previous Draw Factor	1.3273

Next Advertised Jackpot	5.00 M
Cash Value	3.80 M

Approval for Estimated Jackpot Amount to Advertise

18.00 M		1/15/20 1:21 PM
Jackpot Amount	Kathy Pyka Controller	Date
18.00 M		1/15/20 1:23 PM
Jackpot Amount	Ryan Mindell Lottery Operations Director	Date
18.00 M		1/15/20 2:06 PM
Jackpot Amount	Gary Grief Executive Director	Date

Estimated Support for Jackpot Prize = (Est. total draw sales in the roll cycle) x (Jackpot prize is 40.47% of draw sales)*(int factor)
*Estimated total draw sales may be adjusted to include promotional wagers associated with this game.
**If additional funds are required, funds will be taken from the State Lottery Account as identified in Government Code, § 466.355