

Lotto Texas Jackpot Estimation Worksheet

Wednesday Date	Draw #	Advance	Sunday	Monday	Tuesday	Wednesday	Total Draw Sales	Wednesday Advertised Jackpot	Wed % of Total Draw Sales	% Change from Wednesday rolling to Saturday	Saturday Date	Draw #	Advance	Thursday	Friday	Saturday	Total Draw Sales	Sat Adv Jackpot	Sat % of Total Draw Sales	% Change from Saturday rolling to Wednesday
12/04/19	2824	80,113	82,008	138,592	190,967	529,471	1,021,151	10.25 M	51.9%	11.1%	12/07/19	2825	110,781	147,134	234,700	641,532	1,134,147	11.00 M	56.6%	-9.3%
12/11/19	2826	84,619	83,904	144,381	182,978	532,575	1,028,457	11.50 M	51.8%	13.1%	12/14/19	2827	111,252	148,348	259,375	644,560	1,163,535	12.25 M	55.4%	-9.6%
12/18/19	2828	86,001	85,793	143,444	204,935	532,026	1,052,199	13.00 M	50.6%	11.8%	12/21/19	2829	112,504	155,875	248,444	659,570	1,176,393	13.50 M	56.1%	-5.3%
12/25/19	2830	90,228	100,253	220,706	354,384	534,440	1,114,011	14.25 M	31.3%	6.1%	12/28/19	2831	111,700	161,528	263,129	646,074	1,182,431	14.75 M	54.6%	-3.8%
01/01/20	2832	87,226	89,375	180,686	328,968	450,692	1,136,947	15.50 M	39.6%	3.5%	01/04/20	2833	110,353	147,127	251,485	667,270	1,176,235	16.25 M	56.7%	-9.2%
01/08/20	2834	88,023	86,877	137,544	189,680	565,328	1,067,452	16.50 M	53.0%	10.1%	01/11/20	2835	111,372	149,289	245,804	669,023	1,175,488	17.00 M	56.9%	-6.4%
01/15/20	2836	87,840	88,549	140,078	197,027	586,897	1,100,391	17.50 M	53.3%	-8.8%	01/18/20	2837	112,939	117,711	208,134	565,309	1,004,093	5.00 M	56.3%	-13.2%
01/22/20	2838	87,214	71,095	109,670	163,246	440,655	871,880	5.25 M	50.5%	18.8%	01/25/20	2839	108,074	126,105	216,233	584,981	1,035,393	5.50 M	56.5%	-11.6%
01/29/20	2840	85,293	77,506	117,156	158,299	476,532	914,786	5.75 M	52.1%	12.8%	02/01/20	2841	106,735	117,894	209,247	598,119	1,031,995	6.00 M	58.0%	-13.2%
02/05/20	2842	83,844	76,391	119,129	178,346	438,206	895,916	6.25 M	48.9%	15.7%	02/08/20	2843	106,738	121,074	213,715	595,080	1,036,607	6.50 M	57.4%	-13.1%
02/12/20	2844	83,667	77,317	114,985	154,613	470,286	900,868	6.75 M	52.2%	15.0%	02/15/20	2845	106,642	129,702	209,530	590,074	1,035,948	7.00 M	57.0%	-11.6%
02/19/20	2846	83,671	79,415	116,173	163,420	473,392	916,071	7.25 M	51.7%	14.1%	02/22/20	2847	107,183	125,021	214,253	598,445	1,044,902	7.50 M	57.3%	-9.5%
02/26/20	2848	84,079	82,038	125,312	170,314	484,195	945,938	7.75 M	51.2%	13.4%	02/29/20	2849	107,299	129,805	221,414	613,790	1,072,308	8.00 M	57.2%	-10.9%
03/04/20	2850	82,590	82,477	126,271	179,449	484,836	955,623	8.25 M	50.7%	11.4%	03/07/20	2851	108,000	135,500	217,017	604,154	1,064,671	8.50 M	56.7%	-12.1%
03/11/20	2852	84,975	79,684	122,080	167,757	481,158	935,654	8.75 M	51.4%	8.6%	03/14/20	2853	107,616	129,790	215,111	563,478	1,015,995	9.00 M	55.5%	-13.4%
03/18/20	2854	83,681	73,938	121,112	161,675	439,075	879,481	9.25 M	49.9%	3.8%	03/21/20	2855	106,480	119,675	192,037	494,745	912,937	9.50 M	54.2%	-12.0%
03/25/20	2856	83,153	65,149	112,067	156,163	387,001	803,533	9.75 M	48.2%	9.5%	03/28/20	2857	106,880	107,883	182,685	482,646	880,094	10.00 M	54.8%	-7.8%
04/01/20	2858	82,050	61,736	98,686	154,705	414,146	811,323	10.25 M	51.0%	6.9%	04/04/20	2859	105,391	109,291	185,639	466,615	866,936	10.50 M	53.8%	-7.1%
04/08/20	2860	81,786	62,973	103,390	147,123	410,207	805,479	10.75 M	50.9%	15.3%	04/11/20	2861	105,130	114,426	203,299	505,530	928,385	11.00 M	54.5%	-6.7%
04/15/20	2862	83,031	53,586	110,268	157,787	461,409	866,081	11.50 M	53.3%	14.2%	04/18/20	2863	104,789	125,684	205,239	553,032	988,944	12.00 M	55.9%	-9.6%
04/22/20	2864	83,080	65,670	117,047	166,379	461,636	893,812	12.25 M	51.6%	12.1%	04/25/20	2865	106,119	125,532	207,660	562,993	1,002,304	12.75 M	56.2%	-7.6%
04/29/20	2866	83,773	71,477	118,367	166,445	486,489	926,551	13.25 M	52.5%	19.1%	05/02/20	2867	105,954	134,577	246,169	616,996	1,103,696	13.75 M	55.9%	-6.3%
05/06/20	2868	85,436	79,292	142,088	196,381	530,703	1,033,900	14.25 M	51.3%	10.9%	05/09/20	2869	109,865	153,709	249,149	633,563	1,146,286	15.00 M	55.3%	-8.4%
05/13/20	2870	86,962	79,951	140,849	194,691	548,020	1,050,473	15.25 M	52.2%	11.3%	05/16/20	2871	111,137	152,952	260,528	644,718	1,169,335	16.00 M	55.1%	-7.4%
05/20/20	2872	87,683	86,285	147,132	208,858	552,909	1,082,867	16.25 M	51.1%	10.8%	05/23/20	2873	112,189	162,455	265,000	660,000	1,199,644	17.25 M	55.0%	

Est Sales: Saturday		Est Draw Sales: Wednesday	
55.0%	56.0%	-9.0%	-5.0%
659,565	686,820	1,091,676	1,139,662

*Estimated Support for Jackpot Prize	\$17,118,832
Less: Current Advertised Jackpot	\$17,250,000
Difference	(131,168) Under
**Amount necessary to fund advertised jackpot	111,727
Estimated Cash Value	\$14,693,356

If there is no jackpot prize ticket sold in tonight's drawing:	low	high
Estimated Total Draw Sales for the Current Roll Cycle	\$36,030,709	\$36,030,709
Estimated Sales for Next Draw	\$1,092,000	\$1,139,000
Estimated Total Draw Sales for the Roll Cycle	\$37,122,709	\$37,169,709
**Estimated Support for the Jackpot Prize In the Next Draw	\$17,637,660	\$17,659,991




Wednesday Prospective Jackpot	\$17,500,000
Possible funds added to prize	\$137,660
Estimated Cash Value	\$14,906,303
Wednesday Prospective Jackpot	\$17,750,000
**Amount necessary to fund prospective jackpot	(95,690)
Estimated Cash Value	\$15,119,250
Wednesday Prospective Jackpot	\$18,000,000
**Amount necessary to fund prospective jackpot	(308,637)
Estimated Cash Value	\$15,332,198

If a Jackpot Prize ticket is sold in tonight's drawing

Current Interest Factor	1.1740
Previous Draw Factor	1.1859

Next Advertised Jackpot	5.00 M
Cash Value	4.25 M

Approval for Estimated Jackpot Amount to Advertise

17.50 M		5/22/20 10:12 AM
Jackpot Amount	Kathy Pyka Controller	Date
17.50 M		5/22/20 10:59 AM
Jackpot Amount	Ryan Mindell Lottery Operations Director	Date
17.50 M		5/22/20 11:35 AM
Jackpot Amount	Gary Grief Executive Director	Date

Estimated Support for Jackpot Prize = (Est. total draw sales in the roll cycle) x (Jackpot prize is 40.47% of draw sales)*(int factor)
*Estimated total draw sales may be adjusted to include promotional wagers associated with this game.
**If additional funds are required, funds will be taken from the State Lottery Account as identified in Government Code, § 466.355