

Lotto Texas Jackpot Estimation Worksheet

Wednesday Date	Draw #	Advance	Sunday	Monday	Tuesday	Wednesday	Total Draw Sales	Wednesday Advertised Jackpot	Wed % of Total Draw Sales	% Change from Wednesday rolling to Saturday	Saturday Date	Draw #	Advance	Thursday	Friday	Saturday	Total Draw Sales	Sat Adv Jackpot	Sat % of Total Draw Sales	% Change from Saturday rolling to Wednesday
01/29/20	2840	85,293	77,506	117,156	158,299	476,532	914,786	5.75 M	52.1%	12.8%	02/01/20	2841	106,735	117,894	209,247	598,119	1,031,995	6.00 M	58.0%	-13.2%
02/05/20	2842	83,844	76,391	119,129	178,346	438,206	895,916	6.25 M	48.9%	15.7%	02/08/20	2843	106,738	121,074	213,715	595,080	1,036,607	6.50 M	57.4%	-13.1%
02/12/20	2844	83,667	77,317	114,985	154,613	470,286	900,868	6.75 M	52.2%	15.0%	02/15/20	2845	106,642	129,702	209,530	590,074	1,035,948	7.00 M	57.0%	-11.6%
02/19/20	2846	83,671	79,415	116,173	163,420	473,392	916,071	7.25 M	51.7%	14.1%	02/22/20	2847	107,183	125,021	214,253	598,445	1,044,902	7.50 M	57.3%	-9.5%
02/26/20	2848	84,079	82,038	125,312	170,314	484,195	945,938	7.75 M	51.2%	13.4%	02/29/20	2849	107,299	129,805	221,414	613,790	1,072,308	8.00 M	57.2%	-10.9%
03/04/20	2850	82,590	82,477	126,271	179,449	484,836	955,623	8.25 M	50.7%	11.4%	03/07/20	2851	108,000	135,500	217,017	604,154	1,064,671	8.50 M	56.7%	-12.1%
03/11/20	2852	84,975	79,684	122,080	167,757	481,158	935,654	8.75 M	51.4%	8.6%	03/14/20	2853	107,616	129,790	215,111	563,478	1,015,995	9.00 M	55.5%	-13.4%
03/18/20	2854	83,681	73,938	121,112	161,675	439,075	879,481	9.25 M	49.9%	3.8%	03/21/20	2855	106,480	119,675	192,037	494,745	912,937	9.50 M	54.2%	-12.0%
03/25/20	2856	83,153	65,149	112,067	156,163	387,001	803,533	9.75 M	48.2%	9.5%	03/28/20	2857	106,880	107,883	182,685	482,646	880,094	10.00 M	54.8%	-7.8%
04/01/20	2858	82,050	61,736	98,686	154,705	414,146	811,323	10.25 M	51.0%	6.9%	04/04/20	2859	105,391	109,291	185,639	466,615	866,936	10.50 M	53.8%	-7.1%
04/08/20	2860	81,786	62,973	103,390	147,123	410,207	805,479	10.75 M	50.9%	15.3%	04/11/20	2861	105,130	114,426	203,299	505,530	928,385	11.00 M	54.5%	-6.7%
04/15/20	2862	83,031	53,586	110,268	157,787	461,409	866,081	11.50 M	53.3%	14.2%	04/18/20	2863	104,789	125,884	205,239	553,032	988,944	12.00 M	55.9%	-9.6%
04/22/20	2864	83,080	65,670	117,047	166,379	461,636	893,812	12.25 M	51.6%	12.1%	04/25/20	2865	106,119	125,532	207,660	562,993	1,002,304	12.75 M	56.2%	-7.6%
04/29/20	2866	83,773	71,477	118,367	166,445	486,489	926,551	13.25 M	52.5%	19.1%	05/02/20	2867	105,954	134,577	246,169	616,996	1,103,696	13.75 M	55.9%	-6.3%
05/06/20	2868	85,436	79,292	142,088	196,381	530,703	1,033,900	14.25 M	51.3%	10.9%	05/09/20	2869	109,865	153,709	249,149	633,563	1,146,286	15.00 M	55.3%	-8.4%
05/13/20	2870	86,962	79,951	140,849	194,691	548,020	1,050,473	15.25 M	52.2%	11.3%	05/16/20	2871	111,137	152,952	260,528	644,718	1,169,335	16.00 M	55.1%	-7.4%
05/20/20	2872	87,683	86,285	147,132	208,858	552,909	1,082,867	16.25 M	51.1%	11.5%	05/23/20	2873	112,189	162,455	276,002	657,197	1,207,843	17.25 M	54.4%	-11.0%
05/27/20	2874	89,336	84,020	119,172	215,096	566,842	1,074,466	17.50 M	52.8%	16.0%	05/30/20	2875	112,098	161,538	278,207	694,449	1,246,292	18.25 M	55.7%	-11.9%
06/03/20	2876	87,945	87,774	143,549	200,938	577,573	1,097,779	18.75 M	52.6%	13.1%	06/06/20	2877	112,223	152,826	267,950	708,215	1,241,214	19.50 M	57.1%	-4.5%
06/10/20	2878	90,201	93,433	149,639	220,675	630,863	1,184,811	20.75 M	53.2%	13.3%	06/13/20	2879	114,328	170,166	285,485	772,315	1,342,294	21.00 M	57.5%	-6.8%
06/17/20	2880	90,607	102,431	162,671	227,702	667,895	1,251,306	21.25 M	53.4%	7.5%	06/20/20	2881	115,443	175,339	285,077	769,842	1,345,701	22.00 M	57.2%	-7.5%
06/24/20	2882	91,768	99,355	156,480	230,241	666,991	1,244,835	22.75 M	53.6%	10.0%	06/27/20	2883	116,742	170,832	292,632	789,341	1,369,547	23.25 M	57.6%	-6.4%
07/01/20	2884	91,060	103,434	160,889	232,764	693,407	1,281,554	23.50 M	54.1%	8.8%	07/04/20	2885	116,626	213,982	341,008	723,219	1,394,835	24.50 M	51.8%	-7.0%
07/08/20	2886	91,838	98,271	179,397	240,341	687,187	1,297,034	25.00 M	53.0%	9.3%	07/11/20	2887	117,968	190,074	301,052	808,645	1,417,739	25.50 M	57.0%	-6.3%
07/15/20	2888	93,113	102,330	183,170	248,426	702,000	1,329,039	25.75 M	52.8%		07/18/20	2889								

Est Sales: Wednesday		Est Draw Sales: Saturday	
52.6%	53.6%	7.5%	11.5%
695,828	724,338	1,428,717	1,481,878

*Estimated Support for Jackpot Prize \$26,224,099
Less: Current Advertised Jackpot **\$25,750,000**
Possible funds added to prize 474,099 Over

Estimated Cash Value **\$21,918,624**

If there is no jackpot prize ticket sold in tonight's drawing:	low	high
	Estimated Total Draw Sales for the Current Roll Cycle	\$55,157,354 \$55,157,354
	Estimated Sales for Next Draw	\$1,429,000 \$1,481,000
**Estimated Support for the Jackpot Prize In the Next Draw	Estimated Total Draw Sales for the Roll Cycle	\$56,586,354 \$56,638,354
		\$26,903,505 \$26,928,228




Saturday Prospective Jackpot	\$26,500,000
Possible funds added to prize	\$403,505
Estimated Cash Value	\$22,557,031
Saturday Prospective Jackpot	\$26,750,000
Possible funds added to prize	\$153,505
Estimated Cash Value	\$22,769,833
Saturday Prospective Jackpot	\$27,000,000
**Amount necessary to fund prospective jackpot	(82,137)
Estimated Cash Value	\$22,982,635

If a Jackpot Prize ticket is sold in tonight's drawing

Current Interest Factor	1.1748
Previous Draw Factor	1.1633

Next Advertised Jackpot	5.00 M
Cash Value	4.25 M

Approval for Estimated Jackpot Amount to Advertise

26.75 M		7/15/20 10:11 AM
Jackpot Amount	Kathy Pyka Controller	Date
26.75 M		7/15/20 10:30 AM
Jackpot Amount	Ryan Mindell Lottery Operations Director	Date
26.75 M		7/15/20 10:38 AM
Jackpot Amount	Gary Grief Executive Director	Date

Estimated Support for Jackpot Prize = (Est. total draw sales in the roll cycle) x (Jackpot prize is 40.47% of draw sales)*(int factor)
*Estimated total draw sales may be adjusted to include promotional wagers associated with this game.
**If additional funds are required, funds will be taken from the State Lottery Account as identified in Government Code, § 466.355