

Lotto Texas Jackpot Estimation Worksheet

Wednesday Date	Draw #	Advance	Sunday	Monday	Tuesday	Wednesday	Total Draw Sales	Wednesday Advertised Jackpot	Wed % of Total Draw Sales	% Change from Wednesday rolling to Saturday	Saturday Date	Draw #	Advance	Thursday	Friday	Saturday	Total Draw Sales	Sat Adv Jackpot	Sat % of Total Draw Sales	% Change from Saturday rolling to Wednesday
05/27/20	2874	89,336	84,020	119,172	215,096	566,842	1,074,466	17.50 M	52.8%	16.0%	05/30/20	2875	112,098	161,538	278,207	694,449	1,246,292	18.25 M	55.7%	-11.9%
06/03/20	2876	87,945	87,774	143,549	200,938	577,573	1,097,779	18.75 M	52.6%	13.1%	06/06/20	2877	112,223	152,826	267,950	708,215	1,241,214	19.50 M	57.1%	-4.5%
06/10/20	2878	90,201	93,433	149,639	220,675	630,863	1,184,811	20.75 M	53.2%	13.3%	06/13/20	2879	114,328	170,166	285,485	772,315	1,342,294	21.00 M	57.5%	-6.8%
06/17/20	2880	90,607	102,431	162,671	227,702	667,895	1,251,306	21.25 M	53.4%	7.5%	06/20/20	2881	115,443	175,339	285,077	769,842	1,345,701	22.00 M	57.2%	-7.5%
06/24/20	2882	91,768	99,355	156,480	230,241	666,991	1,244,835	22.75 M	53.6%	10.0%	06/27/20	2883	116,742	170,832	292,632	789,341	1,369,547	23.25 M	57.6%	-6.4%
07/01/20	2884	91,060	103,434	160,889	232,764	693,407	1,281,554	23.50 M	54.1%	8.8%	07/04/20	2885	116,626	213,982	341,008	723,219	1,394,835	24.50 M	51.8%	-7.0%
07/08/20	2886	91,838	98,271	179,397	240,341	687,187	1,297,034	25.00 M	53.0%	9.3%	07/11/20	2887	117,968	190,074	301,052	808,645	1,417,739	25.50 M	57.0%	-6.1%
07/15/20	2888	93,113	102,330	183,170	248,426	703,762	1,330,801	25.75 M	52.9%	8.8%	07/18/20	2889	118,974	190,943	317,157	821,006	1,448,080	26.75 M	56.7%	-6.7%
07/22/20	2890	94,234	110,796	182,092	249,470	714,710	1,351,302	27.25 M	52.9%	8.7%	07/25/20	2891	119,731	202,645	336,756	809,178	1,468,310	27.75 M	55.1%	-6.1%
07/29/20	2892	94,642	106,536	187,862	249,909	739,734	1,378,683	28.50 M	53.7%	9.1%	08/01/20	2893	119,030	198,583	330,671	856,012	1,504,296	29.00 M	56.9%	-7.9%
08/05/20	2894	95,636	114,477	187,569	251,223	736,746	1,385,651	29.50 M	53.2%	8.2%	08/08/20	2895	123,042	191,859	311,295	872,504	1,498,700	30.25 M	58.2%	-7.3%
08/12/20	2896	97,651	112,535	181,317	249,038	749,373	1,389,914	31.25 M	53.9%	30.8%	08/15/20	2897	122,825	204,964	395,296	1,095,545	1,818,630	32.25 M	60.2%	-13.7%
08/19/20	2898	99,837	131,440	203,229	276,001	859,626	1,570,133	33.25 M	54.7%	6.7%	08/22/20	2899	126,115	209,973	354,270	984,419	1,674,777	34.25 M	58.8%	-2.6%
08/26/20	2900	101,225	126,817	215,350	320,854	866,752	1,630,998	34.75 M	53.1%	1.7%	08/29/20	2901	127,689	197,717	353,881	978,768	1,658,055	36.00 M	59.0%	51.9%
09/02/20	2902	99,112	126,034	237,408	458,697	1,597,183	2,518,434	36.75 M	63.4%	-6.8%	09/05/20	2903	133,683	297,942	532,219	1,383,394	2,347,238	37.50 M	58.9%	-1.6%
09/09/20	2904	107,186	161,850	239,205	409,768	1,391,299	2,309,308	39.00 M	60.2%	7.3%	09/12/20	2905	134,921	293,562	539,167	1,509,667	2,477,317	40.50 M	60.9%	0.0%
09/16/20	2906	110,044	169,691	295,457	434,885	1,466,891	2,476,968	41.25 M	59.2%	18.8%	09/19/20	2907	138,474	333,361	665,518	1,805,120	2,942,473	42.75 M	61.3%	-9.5%
09/23/20	2908	113,353	195,585	297,664	432,269	1,625,481	2,664,352	44.00 M	61.0%	8.5%	09/26/20	2909	141,169	345,327	646,907	1,758,601	2,892,004	45.50 M	60.8%	-6.7%
09/30/20	2910	114,321	193,845	339,476	476,623	1,574,745	2,699,010	47.00 M	58.3%	-54.1%	10/03/20	2911	142,112	162,983	246,542	688,062	1,239,699	5.00 M	55.5%	-15.8%
10/07/20	2912	102,855	82,757	134,430	181,044	542,306	1,043,392	5.25 M	52.0%	10.3%	10/10/20	2913	123,802	141,712	233,651	651,619	1,150,784	5.50 M	56.6%	-11.3%
10/14/20	2914	96,326	80,533	123,900	181,081	539,241	1,021,081	5.75 M	52.8%	11.9%	10/17/20	2915	118,202	141,791	231,340	651,235	1,142,568	6.00 M	57.0%	-10.0%
10/21/20	2916	94,531	82,045	127,988	183,075	540,433	1,028,072	6.25 M	52.6%	10.2%	10/24/20	2917	117,086	140,154	227,125	648,367	1,132,732	6.50 M	57.2%	-11.5%
10/28/20	2918	92,112	81,478	124,414	174,006	530,962	1,002,972	6.75 M	52.9%	16.1%	10/31/20	2919	113,620	141,829	244,770	664,343	1,164,562	7.00 M	57.0%	-9.7%
11/04/20	2920	89,850	86,866	141,527	201,894	531,865	1,052,002	7.25 M	50.6%	11.6%	11/07/20	2921	114,172	147,320	246,950	665,232	1,173,674	7.50 M	56.7%	-10.4%
11/11/20	2922	90,957	82,740	134,635	194,626	548,827	1,051,785	7.75 M	52.2%	12.3%	11/14/20	2923	113,943	148,657	252,000	667,000	1,181,600	8.00 M	56.4%	

Est Sales: Saturday		Est Draw Sales: Wednesday	
56.2%	57.2%	-11.0%	-6.7%
660,286	687,736	1,051,624	1,102,433

*Estimated Support for Jackpot Prize	\$7,051,678
Less: Current Advertised Jackpot	\$8,000,000
Difference	(948,322) Under
**Amount necessary to fund advertised jackpot	782,896
Estimated Cash Value	\$6,604,475

If there is no jackpot prize ticket sold in tonight's drawing:	low	high
	Estimated Total Draw Sales for the Current Roll Cycle	\$14,384,923 \$14,384,923
	Estimated Sales for Next Draw	\$1,052,000 \$1,102,000
	Estimated Total Draw Sales for the Roll Cycle	\$15,436,923 \$15,486,923
**Estimated Support for the Jackpot Prize In the Next Draw	\$7,567,383	\$7,591,893




Wednesday Prospective Jackpot	\$8,250,000
**Amount necessary to fund prospective jackpot	(563,541)
Estimated Cash Value	\$6,810,864
Wednesday Prospective Jackpot	\$8,500,000
**Amount necessary to fund prospective jackpot	(769,931)
Estimated Cash Value	\$7,017,254
Wednesday Prospective Jackpot	\$8,750,000
**Amount necessary to fund prospective jackpot	(976,320)
Estimated Cash Value	\$7,223,644

If a Jackpot Prize ticket is sold in tonight's drawing

Current Interest Factor	1.2113
Previous Draw Factor	1.2281

Next Advertised Jackpot	5.00 M
Cash Value	4.12 M

Approval for Estimated Jackpot Amount to Advertise

8.25 M		11/13/20 11:01 AM
Jackpot Amount	Kathy Pyka Controller	Date
8.25 M		11/13/20 11:24 AM
Jackpot Amount	Ryan Mindell Lottery Operations Director	Date
8.25 M		11/13/20 11:34 AM
Jackpot Amount	Gary Grief Executive Director	Date

Estimated Support for Jackpot Prize = (Est. total draw sales in the roll cycle) x (Jackpot prize is 40.47% of draw sales)\*(int factor)  
\*Estimated total draw sales may be adjusted to include promotional wagers associated with this game.  
\*\*If additional funds are required, funds will be taken from the State Lottery Account as identified in Government Code, § 466.355