

Lotto Texas Jackpot Estimation Worksheet

Wednesday Date	Draw #	Advance	Sunday	Monday	Tuesday	Wednesday	Total Draw Sales	Wednesday Advertised Jackpot	Wed % of Total Draw Sales	% Change from Wednesday rolling to Saturday	Saturday Date	Draw #	Advance	Thursday	Friday	Saturday	Total Draw Sales	Sat Adv Jackpot	Sat % of Total Draw Sales	% Change from Saturday rolling to Wednesday
10/07/20	2912	102,855	82,757	134,430	181,044	542,306	1,043,392	5.25 M	52.0%	10.3%	10/10/20	2913	123,802	141,712	233,651	651,619	1,150,784	5.50 M	56.6%	-11.3%
10/14/20	2914	96,326	80,533	123,900	181,081	539,241	1,021,081	5.75 M	52.8%	11.9%	10/17/20	2915	118,202	141,791	231,340	651,235	1,142,568	6.00 M	57.0%	-10.0%
10/21/20	2916	94,531	82,045	127,988	183,075	540,433	1,028,072	6.25 M	52.6%	10.2%	10/24/20	2917	117,086	140,154	227,125	648,367	1,132,732	6.50 M	57.2%	-11.5%
10/28/20	2918	92,112	81,478	124,414	174,006	530,962	1,002,972	6.75 M	52.9%	16.1%	10/31/20	2919	113,620	141,829	244,770	664,343	1,164,562	7.00 M	57.0%	-9.7%
11/04/20	2920	89,850	86,866	141,527	201,894	531,865	1,052,002	7.25 M	50.6%	11.6%	11/07/20	2921	114,172	147,320	246,950	665,232	1,173,674	7.50 M	56.7%	-10.4%
11/11/20	2922	90,957	82,740	134,635	194,626	548,827	1,051,785	7.75 M	52.2%	12.9%	11/14/20	2923	113,943	148,657	256,419	668,000	1,187,019	8.00 M	56.3%	-11.7%
11/18/20	2924	91,188	83,852	133,270	193,057	546,344	1,047,711	8.25 M	52.1%	13.5%	11/21/20	2925	113,490	150,947	248,717	676,358	1,189,512	8.50 M	56.9%	-4.6%
11/25/20	2926	91,384	87,145	148,639	220,211	587,328	1,134,707	8.75 M	51.8%	-2.1%	11/28/20	2927	115,458	95,714	254,107	645,614	1,110,893	9.00 M	58.1%	-11.2%
12/02/20	2928	86,672	80,304	135,970	183,187	500,199	986,332	5.00 M	50.7%	12.8%	12/05/20	2929	112,423	138,216	231,682	630,388	1,112,709	5.25 M	56.7%	-9.4%
12/09/20	2930	89,249	81,611	128,688	187,057	521,543	1,008,148	5.50 M	51.7%	12.5%	12/12/20	2931	114,461	140,806	236,495	642,838	1,134,600	5.75 M	56.7%	-10.5%
12/16/20	2932	90,124	72,312	133,562	191,580	528,122	1,015,700	6.00 M	52.0%	14.3%	12/19/20	2933	114,798	148,985	258,288	639,156	1,161,227	6.25 M	55.0%	-0.8%
12/23/20	2934	92,255	89,947	154,424	232,284	583,387	1,152,297	6.50 M	50.6%	0.5%	12/26/20	2935	119,342	232,436	128,936	677,537	1,158,251	6.75 M	58.5%	5.0%
12/30/20	2936	90,569	92,101	165,422	254,844	613,748	1,216,684	7.00 M	50.4%	12.4%	01/02/21	2937	119,054	221,340	248,743	778,018	1,367,155	7.25 M	56.9%	-2.4%
01/06/21	2938	92,208	102,386	169,002	321,573	648,781	1,333,950	7.50 M	48.6%	17.2%	01/09/21	2939	121,053	181,571	382,950	878,113	1,563,687	7.75 M	56.2%	-9.1%
01/13/21	2940	97,426	78,349	177,617	340,527	727,494	1,421,413	5.00 M	51.2%	12.1%	01/16/21	2941	122,475	217,829	419,233	833,448	1,592,985	5.25 M	52.3%	-6.6%
01/20/21	2942	98,617	122,800	205,873	377,639	682,417	1,487,346	5.50 M	45.9%	-7.3%	01/23/21	2943	127,785	178,308	387,650	685,297	1,379,040	5.00 M	49.7%	-21.9%
01/27/21	2944	96,300	90,949	141,435	197,749	550,758	1,077,191	5.25 M	51.1%	11.6%	01/30/21	2945	118,660	153,286	254,764	675,913	1,202,623	5.50 M	56.2%	-7.8%
02/03/21	2946	92,003	92,234	149,896	209,598	565,126	1,108,857	5.75 M	51.0%	10.7%	02/06/21	2947	118,033	171,339	261,209	677,351	1,227,932	6.00 M	55.2%	-11.9%
02/10/21	2948	92,972	92,049	151,312	210,340	535,159	1,081,832	6.25 M	49.5%	3.8%	02/13/21	2949	117,546	149,303	269,862	585,706	1,122,417	5.00 M	52.2%	-57.8%
02/17/21	2950	92,894	68,956	2,161	93,028	216,796	473,835	5.25 M	45.8%	104.3%	02/20/21	2951	87,361	91,319	213,213	576,133	968,026	5.50 M	59.5%	1.9%
02/24/21	2952	85,960	86,641	138,763	185,401	489,831	986,596	5.75 M	49.6%	13.2%	02/27/21	2953	105,678	153,657	240,772	616,480	1,116,587	6.00 M	55.2%	-12.9%
03/03/21	2954	90,295	88,868	120,140	177,062	496,380	972,745	6.25 M	51.0%	11.7%	03/06/21	2955	108,839	141,780	225,815	610,141	1,086,575	6.50 M	56.2%	-10.2%
03/10/21	2956	91,713	85,119	124,733	175,702	497,948	975,215	6.75 M	51.1%	13.2%	03/13/21	2957	110,265	145,218	229,266	618,894	1,103,643	7.00 M	56.1%	-7.8%
03/17/21	2958	92,098	83,220	128,361	185,088	528,886	1,017,653	7.25 M	52.0%	10.8%	03/20/21	2959	110,262	151,087	238,582	627,177	1,127,108	7.50 M	55.6%	-7.1%
03/24/21	2960	92,976	93,956	129,345	191,192	540,000	1,047,469	7.75 M	51.6%		03/27/21	2961								

Est Sales: Wednesday		Est Draw Sales: Saturday	
51.5%	52.5%	9.5%	14.3%
538,859	560,887	1,146,979	1,197,257

*Estimated Support for Jackpot Prize	\$6,467,577
Less: Current Advertised Jackpot	\$7,750,000
Difference	(1,282,423) Under
**Amount necessary to fund advertised jackpot	962,780
Estimated Cash Value	\$5,818,318

If there is no jackpot prize ticket sold in tonight's drawing:	low	high
Estimated Total Draw Sales for the Current Roll Cycle	\$11,997,869	\$11,997,869
Estimated Sales for Next Draw	\$1,147,000	\$1,197,000
Estimated Total Draw Sales for the Roll Cycle	\$13,144,869	\$13,194,869
**Estimated Support for the Jackpot Prize In the Next Draw	\$7,085,879	\$7,112,832




Saturday Prospective Jackpot	\$8,000,000
**Amount necessary to fund prospective jackpot	(686,277)
Estimated Cash Value	\$6,006,006
Saturday Prospective Jackpot	\$8,250,000
**Amount necessary to fund prospective jackpot	(873,965)
Estimated Cash Value	\$6,193,694
Saturday Prospective Jackpot	\$8,500,000
**Amount necessary to fund prospective jackpot	(1,061,652)
Estimated Cash Value	\$6,381,381

Current Interest Factor	1.3320
Previous Draw Factor	1.3465

If a Jackpot Prize ticket is sold in tonight's drawing

Next Advertised Jackpot	5.00 M
Cash Value	3.75 M

Approval for Estimated Jackpot Amount to Advertise

8.00 M		3/24/21 10:54 AM	For Kathy Pyka
Jackpot Amount	Kathy Pyka Controller	Date	
8.00 M		3/24/21 10:55 AM	
Jackpot Amount	Ryan Mindell Lottery Operations Director	Date	
8.00 M		3/24/21 11:01 AM	
Jackpot Amount	Gary Grief Executive Director	Date	

Estimated Support for Jackpot Prize = (Est. total draw sales in the roll cycle) x (Jackpot prize is 40.47% of draw sales)*(int factor)
*Estimated total draw sales may be adjusted to include promotional wagers associated with this game.
**If additional funds are required, funds will be taken from the State Lottery Account as identified in Government Code, § 466.355