

Lotto Texas Jackpot Estimation Worksheet

Wednesday Date	Draw #	Advance	Sunday	Monday	Tuesday	Wednesday	Total Draw Sales	Wednesday Advertised Jackpot	Wed % of Total Draw Sales	% Change from Wednesday rolling to Saturday	Saturday Date	Draw #	Advance	Thursday	Friday	Saturday	Total Draw Sales	Sat Adv Jackpot	Sat % of Total Draw Sales	% Change from Saturday rolling to Wednesday
01/13/21	2940	97,426	78,349	177,617	340,527	727,494	1,421,413	5.00 M	51.2%	12.1%	01/16/21	2941	122,475	217,829	419,233	833,448	1,592,985	5.25 M	52.3%	-6.6%
01/20/21	2942	98,617	122,800	205,873	377,639	682,417	1,487,346	5.50 M	45.9%	-7.3%	01/23/21	2943	127,785	178,308	387,650	685,297	1,379,040	5.00 M	49.7%	-21.9%
01/27/21	2944	96,300	90,949	141,435	197,749	550,758	1,077,191	5.25 M	51.1%	11.6%	01/30/21	2945	118,660	153,286	254,764	675,913	1,202,623	5.50 M	56.2%	-7.8%
02/03/21	2946	92,003	92,234	149,896	209,598	565,126	1,108,857	5.75 M	51.0%	10.7%	02/06/21	2947	118,033	171,339	261,209	677,351	1,227,932	6.00 M	55.2%	-11.9%
02/10/21	2948	92,972	92,049	151,312	210,340	535,159	1,081,832	6.25 M	49.5%	3.8%	02/13/21	2949	117,546	149,303	269,862	585,706	1,122,417	5.00 M	52.2%	-57.8%
02/17/21	2950	92,894	68,956	2,161	93,028	216,796	473,835	5.25 M	45.8%	104.3%	02/20/21	2951	87,361	91,319	213,213	576,133	968,026	5.50 M	59.5%	1.9%
02/24/21	2952	85,960	86,641	138,763	185,401	489,831	986,596	5.75 M	49.6%	13.2%	02/27/21	2953	105,678	153,657	240,772	616,480	1,116,587	6.00 M	55.2%	-12.9%
03/03/21	2954	90,295	88,868	120,140	177,062	496,380	972,745	6.25 M	51.0%	11.7%	03/06/21	2955	108,839	141,780	225,815	610,141	1,086,575	6.50 M	56.2%	-10.2%
03/10/21	2956	91,713	85,119	124,733	175,702	497,948	975,215	6.75 M	51.1%	13.2%	03/13/21	2957	110,265	145,218	229,266	618,894	1,103,643	7.00 M	56.1%	-7.8%
03/17/21	2958	92,098	83,220	128,361	185,088	528,886	1,017,653	7.25 M	52.0%	10.8%	03/20/21	2959	110,262	151,087	238,582	627,177	1,127,108	7.50 M	55.6%	-7.7%
03/24/21	2960	92,976	93,956	129,345	191,192	532,336	1,039,805	7.75 M	51.2%	9.1%	03/27/21	2961	112,139	150,940	240,260	630,927	1,134,266	8.00 M	55.6%	-9.2%
03/31/21	2962	92,380	91,147	130,232	185,470	530,687	1,029,916	8.25 M	51.5%	12.5%	04/03/21	2963	109,771	162,230	254,148	633,019	1,159,168	8.50 M	54.6%	-11.4%
04/07/21	2964	89,653	75,058	139,374	191,140	532,364	1,027,589	8.75 M	51.8%	11.7%	04/10/21	2965	112,489	153,477	243,478	638,313	1,147,757	9.25 M	55.6%	-7.8%
04/14/21	2966	92,272	93,150	139,227	193,751	540,307	1,058,707	10.00 M	51.0%	11.1%	04/17/21	2967	112,836	153,195	248,844	661,678	1,176,553	10.50 M	56.2%	-9.3%
04/21/21	2968	90,902	95,302	137,702	198,276	544,863	1,067,045	11.00 M	51.1%	11.1%	04/24/21	2969	113,321	162,683	249,949	659,617	1,185,570	11.75 M	55.6%	-7.4%
04/28/21	2970	94,884	98,316	142,439	203,637	558,987	1,098,263	12.25 M	50.9%	11.0%	05/01/21	2971	112,705	158,948	266,088	680,813	1,218,554	13.00 M	55.9%	-8.1%
05/05/21	2972	90,493	101,048	148,767	218,765	560,998	1,120,071	13.50 M	50.1%	9.5%	05/08/21	2973	114,257	164,052	269,381	678,781	1,226,471	14.25 M	55.3%	-7.3%
05/12/21	2974	93,065	95,195	145,170	212,171	591,699	1,137,300	14.75 M	52.0%	13.2%	05/15/21	2975	114,985	172,220	291,070	709,365	1,287,640	15.50 M	55.1%	-8.3%
05/19/21	2976	92,626	99,115	156,023	238,861	594,706	1,181,331	16.25 M	50.3%	12.6%	05/22/21	2977	116,267	185,351	309,583	718,424	1,329,625	17.00 M	54.0%	-11.0%
05/26/21	2978	94,828	100,933	151,119	220,652	616,150	1,183,682	17.50 M	52.1%	9.5%	05/29/21	2979	115,344	178,114	286,628	716,540	1,296,626	18.25 M	55.3%	-9.2%
06/02/21	2980	93,743	101,834	124,298	222,618	635,348	1,177,841	18.75 M	53.9%	-10.5%	06/05/21	2981	115,535	135,911	226,346	575,809	1,053,601	5.00 M	54.7%	-12.5%
06/09/21	2982	91,601	82,501	116,304	165,516	465,718	921,640	5.00 M	50.5%	12.1%	06/12/21	2983	111,610	138,285	218,571	564,938	1,033,404	5.25 M	54.7%	-8.6%
06/16/21	2984	89,026	83,867	122,478	174,204	475,421	944,996	5.50 M	50.3%	10.8%	06/19/21	2985	111,341	140,945	222,630	571,709	1,046,625	5.75 M	54.6%	-9.6%
06/23/21	2986	89,619	83,971	122,276	171,676	478,814	946,356	6.00 M	50.6%	11.3%	06/26/21	2987	110,766	141,213	221,648	579,597	1,053,224	6.25 M	55.0%	-9.7%
06/30/21	2988	87,943	84,545	118,768	172,763	487,000	951,019	6.50 M	51.2%		07/03/21	2989								

Est Sales: Wednesday		Est Draw Sales: Saturday	
51.0%	52.0%	11.1%	16.5%
482,959	502,687	1,056,582	1,107,937

*Estimated Support for Jackpot Prize	\$3,628,441
Less: Current Advertised Jackpot	\$6,500,000
Difference	(2,871,559) Under
**Amount necessary to fund advertised jackpot	2,209,061
Estimated Cash Value	\$5,000,385

If there is no jackpot prize ticket sold in tonight's drawing:	low	high
Estimated Total Draw Sales for the Current Roll Cycle	\$6,897,264	\$6,897,264
Estimated Sales for Next Draw	\$1,057,000	\$1,107,000
Estimated Total Draw Sales for the Roll Cycle	\$7,954,264	\$8,004,264
**Estimated Support for the Jackpot Prize In the Next Draw	\$4,184,496	\$4,210,800

Saturday Prospective Jackpot	\$6,750,000
**Amount necessary to fund prospective jackpot	(1,973,616)
Estimated Cash Value	\$5,192,707
Saturday Prospective Jackpot	\$7,000,000
**Amount necessary to fund prospective jackpot	(2,165,939)
Estimated Cash Value	\$5,385,030
Saturday Prospective Jackpot	\$7,250,000
**Amount necessary to fund prospective jackpot	(2,358,261)
Estimated Cash Value	\$5,577,352

Current Interest Factor1.2999

Previous Draw Factor1.3022

If a Jackpot Prize ticket is sold in tonight's drawing


Next Advertised Jackpot5.00 M

Cash Value3.84 M

Approval for Estimated Jackpot Amount to Advertise

6.75 M

Jackpot Amount



Kathy Pyka

Controller


6/30/21 10:54 AM

Date

For Kathy Pyka

6.75 M

Jackpot Amount



Ryan Mindell


Lottery Operations Director

6/30/21 11:13 AM

Date

6.75 M

Jackpot Amount



Gary Grief

Executive Director

6/30/21 11:35 AM

Date

Estimated Support for Jackpot Prize = (Est. total draw sales in the roll cycle) x (Jackpot prize is 40.47% of draw sales)*(int factor)
*Estimated total draw sales may be adjusted to include promotional wagers associated with this game.
**If additional funds are required, funds will be taken from the State Lottery Account as identified in Government Code, § 466.355