

Lotto Texas Jackpot Estimation Worksheet

Wednesday Date	Draw #	Advance	Sunday	Monday	Tuesday	Wednesday	Total Draw Sales	Wednesday Advertised Jackpot	Wed % of Total Draw Sales	% Change from Wednesday rolling to Saturday	Saturday Date	Draw #	Advance	Thursday	Friday	Saturday	Total Draw Sales	Sat Adv Jackpot	Sat % of Total Draw Sales	% Change from Saturday rolling to Wednesday
02/03/21	2946	92,003	92,234	149,896	209,598	565,126	1,108,857	5.75 M	51.0%	10.7%	02/06/21	2947	118,033	171,339	261,209	677,351	1,227,932	6.00 M	55.2%	-11.9%
02/10/21	2948	92,972	92,049	151,312	210,340	535,159	1,081,832	6.25 M	49.5%	3.8%	02/13/21	2949	117,546	149,303	269,862	585,706	1,122,417	5.00 M	52.2%	-57.8%
02/17/21	2950	92,894	68,956	2,161	93,028	216,796	473,835	5.25 M	45.8%	104.3%	02/20/21	2951	87,361	91,319	213,213	576,133	968,026	5.50 M	59.5%	1.9%
02/24/21	2952	85,960	86,641	138,763	185,401	489,831	986,596	5.75 M	49.6%	13.2%	02/27/21	2953	105,678	153,657	240,772	616,480	1,116,587	6.00 M	55.2%	-12.9%
03/03/21	2954	90,295	88,868	120,140	177,062	496,380	972,745	6.25 M	51.0%	11.7%	03/06/21	2955	108,839	141,780	225,815	610,141	1,086,575	6.50 M	56.2%	-10.2%
03/10/21	2956	91,713	85,119	124,733	175,702	497,948	975,215	6.75 M	51.1%	13.2%	03/13/21	2957	110,265	145,218	229,266	618,894	1,103,643	7.00 M	56.1%	-7.8%
03/17/21	2958	92,098	83,220	128,361	185,088	528,886	1,017,653	7.25 M	52.0%	10.8%	03/20/21	2959	110,262	151,087	238,582	627,177	1,127,108	7.50 M	55.6%	-7.7%
03/24/21	2960	92,976	93,956	129,345	191,192	532,336	1,039,805	7.75 M	51.2%	9.1%	03/27/21	2961	112,139	150,940	240,260	630,927	1,134,266	8.00 M	55.6%	-9.2%
03/31/21	2962	92,380	91,147	130,232	185,470	530,687	1,029,916	8.25 M	51.5%	12.5%	04/03/21	2963	109,771	162,230	254,148	633,019	1,159,168	8.50 M	54.6%	-11.4%
04/07/21	2964	89,653	75,058	139,374	191,140	532,364	1,027,589	8.75 M	51.8%	11.7%	04/10/21	2965	112,489	153,477	243,478	638,313	1,147,757	9.25 M	55.6%	-7.8%
04/14/21	2966	92,272	93,150	139,227	193,751	540,307	1,058,707	10.00 M	51.0%	11.1%	04/17/21	2967	112,836	153,195	248,844	661,678	1,176,553	10.50 M	56.2%	-9.3%
04/21/21	2968	90,902	95,302	137,702	198,276	544,863	1,067,045	11.00 M	51.1%	11.1%	04/24/21	2969	113,321	162,683	249,949	659,617	1,185,570	11.75 M	55.6%	-7.4%
04/28/21	2970	94,884	98,316	142,439	203,637	558,987	1,098,263	12.25 M	50.9%	11.0%	05/01/21	2971	112,705	158,948	266,088	680,813	1,218,554	13.00 M	55.9%	-8.1%
05/05/21	2972	90,493	101,048	148,767	218,765	560,998	1,120,071	13.50 M	50.1%	9.5%	05/08/21	2973	114,257	164,052	269,381	678,781	1,226,471	14.25 M	55.3%	-7.3%
05/12/21	2974	93,065	95,195	145,170	212,171	591,699	1,137,300	14.75 M	52.0%	13.2%	05/15/21	2975	114,985	172,220	291,070	709,365	1,287,640	15.50 M	55.1%	-8.3%
05/19/21	2976	92,626	99,115	156,023	238,861	594,706	1,181,331	16.25 M	50.3%	12.6%	05/22/21	2977	116,267	185,351	309,583	718,424	1,329,625	17.00 M	54.0%	-11.0%
05/26/21	2978	94,828	100,933	151,119	220,652	616,150	1,183,682	17.50 M	52.1%	9.5%	05/29/21	2979	115,344	178,114	286,628	716,540	1,296,626	18.25 M	55.3%	-9.2%
06/02/21	2980	93,743	101,834	124,298	222,618	635,348	1,177,841	18.75 M	53.9%	-10.5%	06/05/21	2981	115,535	135,911	226,346	575,809	1,053,601	5.00 M	54.7%	-12.5%
06/09/21	2982	91,601	82,501	116,304	165,516	465,718	921,640	5.00 M	50.5%	12.1%	06/12/21	2983	111,610	138,285	218,571	564,938	1,033,404	5.25 M	54.7%	-8.6%
06/16/21	2984	89,026	83,867	122,478	174,204	475,421	944,996	5.50 M	50.3%	10.8%	06/19/21	2985	111,341	140,945	222,630	571,709	1,046,625	5.75 M	54.6%	-9.6%
06/23/21	2986	89,619	83,971	122,276	171,676	478,814	946,356	6.00 M	50.6%	11.3%	06/26/21	2987	110,766	141,213	221,648	579,597	1,053,224	6.25 M	55.0%	-9.6%
06/30/21	2988	87,943	84,545	118,768	172,763	488,576	952,595	6.50 M	51.3%	13.8%	07/03/21	2989	108,773	149,961	235,677	589,403	1,083,814	6.75 M	54.4%	-12.1%
07/07/21	2990	90,269	81,094	107,685	175,502	497,585	952,135	7.00 M	52.3%	13.1%	07/10/21	2991	110,823	139,179	221,946	604,721	1,076,669	7.25 M	56.2%	-9.8%
07/14/21	2992	88,656	86,110	125,084	175,901	495,161	970,912	7.50 M	51.0%	11.4%	07/17/21	2993	110,993	142,660	228,293	599,756	1,081,702	7.75 M	55.4%	-8.6%
07/21/21	2994	90,013	87,192	128,395	177,674	505,000	988,274	8.00 M	51.1%		07/24/21	2995								

Est Sales: Wednesday		Est Draw Sales: Saturday	
51.0%	52.0%	10.0%	15.0%
502,999	523,547	1,087,101	1,136,515

*Estimated Support for Jackpot Prize	\$6,733,857
Less: Current Advertised Jackpot	\$8,000,000
Difference	(1,266,143) Under
**Amount necessary to fund advertised jackpot	993,209
Estimated Cash Value	\$6,275,494




If there is no jackpot prize ticket sold in tonight's drawing:	low	high
	Estimated Total Draw Sales for the Current Roll Cycle	\$13,052,346 \$13,052,346
	Estimated Sales for Next Draw	\$1,088,000 \$1,136,000
	Estimated Total Draw Sales for the Roll Cycle	\$14,140,346 \$14,188,346
**Estimated Support for the Jackpot Prize In the Next Draw	\$7,295,168	\$7,319,932

Saturday Prospective Jackpot	\$8,250,000
**Amount necessary to fund prospective jackpot	(749,005)
Estimated Cash Value	\$6,471,603
Saturday Prospective Jackpot	\$8,500,000
**Amount necessary to fund prospective jackpot	(945,115)
Estimated Cash Value	\$6,667,713
Saturday Prospective Jackpot	\$8,750,000
**Amount necessary to fund prospective jackpot	(1,141,224)
Estimated Cash Value	\$6,863,822

Current Interest Factor	1.2748
Previous Draw Factor	1.2829

If a Jackpot Prize ticket is sold in tonight's drawing	
Next Advertised Jackpot	5.00 M
Cash Value	3.92 M

Approval for Estimated Jackpot Amount to Advertise

8.25 M		7/21/21 10:46 AM
Jackpot Amount	Kathy Pyka Controller	Date
8.25 M		7/21/21 10:54 AM
Jackpot Amount	Ryan Mindell Lottery Operations Director	Date
8.25 M		7/21/21 10:56 AM
Jackpot Amount	Gary Grief Executive Director	Date

Estimated Support for Jackpot Prize = (Est. total draw sales in the roll cycle) x (Jackpot prize is 40.47% of draw sales)\*(int factor)  
\*Estimated total draw sales may be adjusted to include promotional wagers associated with this game.  
\*\*If additional funds are required, funds will be taken from the State Lottery Account as identified in Government Code, § 466.355