

Lotto Texas Jackpot Estimation Worksheet

Monday Date	Draw #	Advance	Sunday	Monday	Total Draw Sales	Monday Advertised Jackpot	Mon % of Total Draw Sales	% Change from Monday rolling to Wednesday	Wednesday Date	Draw #	Advance	Tuesday	Wednesday	Total Draw Sales	Wednesday Advertised Jackpot	Wed % of Total Draw Sales	% Change from Wednesday rolling to Saturday	Saturday Date	Draw #	Advance	Thursday	Friday	Saturday	Total Draw Sales	Saturday Advertised Jackpot	Sat % of Total Draw Sales	% Change from Saturday rolling to Monday
08/23/2021	3004	0	117,221	303,203	420,424	12.00 M	72.1%	111.6%	08/25/2021	3005	50,319	229,799	609,482	889,600	12.50 M	68.5%	36.8%	08/28/2021	3006	83,004	170,101	273,266	691,021	1,217,392	13.00 M	56.8%	-56.5%
08/30/2021	3007	80,948	112,528	336,187	529,663	13.25 M	63.5%	73.3%	09/01/2021	3008	86,239	230,151	601,456	917,846	13.75 M	65.5%	31.6%	09/04/2021	3009	93,993	162,851	273,800	677,014	1,207,658	14.50 M	56.1%	-56.8%
09/06/2021	3010	83,372	115,145	323,515	522,032	14.75 M	62.0%	76.9%	09/08/2021	3011	90,354	221,282	611,684	923,320	15.25 M	66.2%	34.5%	09/11/2021	3012	102,157	163,842	274,810	701,271	1,242,080	16.00 M	56.5%	-51.3%
09/13/2021	3013	90,532	122,958	391,029	604,519	16.25 M	64.7%	56.6%	09/15/2021	3014	89,328	203,203	654,222	946,753	16.75 M	69.1%	36.0%	09/18/2021	3015	90,454	174,175	288,823	734,024	1,287,476	17.00 M	57.0%	-50.4%
09/20/2021	3016	80,921	124,265	433,801	638,987	17.50 M	67.9%	57.5%	09/22/2021	3017	91,490	240,075	675,000	1,006,565	18.00 M	67.1%		09/25/2021	3018								

Est Sales: Wednesday		Est Draw Sales: Saturday	
67.0%	68.0%	31.5%	37.0%
673,177	704,576	1,323,633	1,378,994

*Estimated Support for Jackpot Prize	\$18,170,466
Less: Current Advertised Jackpot	\$18,000,000
Possible funds added to prize	170,466 Over

Estimated Cash Value \$14,234,875




If there is no jackpot prize ticket sold in tonight's drawing:	low	high
Estimated Total Draw Sales for the Current Roll Cycle	\$35,507,003	\$35,507,003
Estimated Sales for Next Draw	\$1,324,000	\$1,378,000
Estimated Total Draw Sales for the Roll Cycle	\$36.831,003	\$36.885,003
**Estimated Support for the Jackpot Prize In the Next Draw	\$18,848,014	\$18,875,648

Saturday Prospective Jackpot	\$18,500,000
Possible funds added to prize	\$348,014
Estimated Cash Value	\$14,630,289
Saturday Prospective Jackpot	\$18,750,000
Possible funds added to prize	\$98,014
Estimated Cash Value	\$14,827,995
Saturday Prospective Jackpot	\$19,000,000
**Amount necessary to fund prospective jackpot	(120,195)
Estimated Cash Value	\$15,025,702

If a Jackpot Prize ticket is sold in tonight's drawing

Current Interest Factor	1.2645	Next Advertised Jackpot	5.00 M
Previous Draw Factor	1.2662	Cash Value	3.95 M

Approval for Estimated Jackpot Amount to Advertise

18.75 M		9/22/21 1:14 PM
Jackpot Amount	Kathy Pyka Controller	Date
18.75 M		9/22/21 1:16 PM
Jackpot Amount	Ryan Mindell Lottery Operations Director	Date
18.75 M		9/22/21 1:22 PM
Jackpot Amount	Gary Grief Executive Director	Date

Estimated Support for Jackpot Prize = (Est. total draw sales in the roll cycle) x (Jackpot prize is 40.47% of draw sales)\*(int factor)  
\*Estimated total draw sales may be adjusted to include promotional wagers associated with this game.  
\*\*If additional funds are required, funds will be taken from the State Lottery Account as identified in Government Code, § 466.355