

Lotto Texas Jackpot Estimation Worksheet

Monday Date	Draw #	Advance	Sunday	Monday	Total Draw Sales	Monday Advertised Jackpot	Mon % of Total Draw Sales	% Change from Monday rolling to Wednesday	Wednesday Date	Draw #	Advance	Tuesday	Wednesday	Total Draw Sales	Wednesday Advertised Jackpot	Wed % of Total Draw Sales	% Change from Wednesday rolling to Saturday	Saturday Date	Draw #	Advance	Thursday	Friday	Saturday	Total Draw Sales	Saturday Advertised Jackpot	Sat % of Total Draw Sales	% Change from Saturday rolling to Monday
08/08/2022	3154	83,555	132,106	345,655	561,316	9.50 M	61.6%	46.7%	08/10/2022	3155	91,804	195,009	536,362	823,175	9.75 M	65.2%	36.3%	08/13/2022	3156	91,429	160,436	246,890	623,078	1,121,833	10.00 M	55.5%	-48.2%
08/15/2022	3157	83,608	135,556	361,532	580,696	10.50 M	62.3%	44.5%	08/17/2022	3158	91,148	197,169	550,906	839,223	11.00 M	65.6%	32.8%	08/20/2022	3159	92,287	156,256	244,617	621,744	1,114,904	11.75 M	55.8%	-49.0%
08/22/2022	3160	81,929	134,896	352,197	569,022	12.25 M	61.9%	47.4%	08/24/2022	3161	89,865	201,187	547,610	838,662	13.00 M	65.3%	32.7%	08/27/2022	3162	91,005	158,376	243,140	620,039	1,112,560	13.75 M	55.7%	-48.5%
08/29/2022	3163	82,506	133,530	356,411	572,447	14.00 M	62.3%	47.2%	08/31/2022	3164	89,912	197,844	555,159	842,915	14.50 M	65.9%	37.3%	09/03/2022	3165	90,704	170,334	271,394	625,232	1,157,664	15.25 M	54.0%	-50.4%
09/05/2022	3166	83,218	138,565	352,545	574,328	16.00 M	61.4%	49.7%	09/07/2022	3167	89,334	213,884	556,460	859,678	16.50 M	64.7%	33.9%	09/10/2022	3168	92,754	168,994	260,346	629,051	1,151,145	17.25 M	54.6%	-47.4%
09/12/2022	3169	84,792	135,043	385,261	605,096	17.50 M	63.7%	46.2%	09/14/2022	3170	92,353	210,679	581,731	884,763	18.25 M	65.7%	31.9%	09/17/2022	3171	92,812	170,478	262,344	641,198	1,166,832	19.00 M	55.0%	-60.6%
09/19/2022	3172	84,433	102,945	271,956	459,334	5.00 M	59.2%	52.6%	09/21/2022	3173	88,978	165,565	446,429	700,972	5.25 M	63.7%	35.2%	09/24/2022	3174	88,858	136,957	209,921	512,002	947,738	5.50 M	54.0%	-50.5%
09/26/2022	3175	79,688	104,885	284,843	469,416	5.75 M	60.7%	51.8%	09/28/2022	3176	87,186	170,867	454,668	712,721	6.00 M	63.8%	38.5%	10/01/2022	3177	86,919	141,948	222,807	535,222	986,896	6.25 M	54.2%	-50.1%
10/03/2022	3178	82,520	109,722	300,398	492,640	6.50 M	61.0%	48.2%	10/05/2022	3179	90,080	171,540	468,403	730,023	6.75 M	64.2%	35.3%	10/08/2022	3180	90,297	139,673	220,904	536,633	987,507	7.00 M	54.3%	-48.6%
10/10/2022	3181	83,670	113,522	310,399	507,591	7.25 M	61.2%	49.6%	10/12/2022	3182	91,376	180,689	487,411	759,476	7.50 M	64.2%	35.2%	10/15/2022	3183	91,899	143,296	242,616	549,050	1,026,861	7.75 M	53.5%	-49.9%
10/17/2022	3184	83,665	113,411	317,390	514,466	8.00 M	61.7%	48.0%	10/19/2022	3185	90,755	174,468	495,949	761,172	8.25 M	65.2%	31.8%	10/22/2022	3186	90,341	143,959	220,297	548,335	1,002,932	8.50 M	54.7%	-43.1%
10/24/2022	3187	83,209	117,860	369,264	570,333	8.75 M	64.7%	49.6%	10/26/2022	3188	90,736	191,248	571,433	853,417	9.00 M	67.0%	34.6%	10/29/2022	3189	90,891	170,814	238,513	648,757	1,148,975	9.50 M	56.5%	-31.8%
10/31/2022	3190	81,359	156,240	545,910	783,509	10.00 M	69.7%	38.1%	11/02/2022	3191	92,322	249,902	739,611	1,081,835	10.50 M	68.4%	32.8%	11/05/2022	3192	94,868	211,506	348,804	781,322	1,436,500	11.50 M	54.4%	-35.2%
11/07/2022	3193	87,041	184,481	658,788	930,310	12.25 M	70.8%	-1.8%	11/09/2022	3194	96,887	214,630	601,908	913,425	13.25 M	65.9%	24.6%	11/12/2022	3195	92,106	178,193	239,983	627,409	1,137,691	14.00 M	55.1%	-46.2%
11/14/2022	3196	82,970	137,860	391,800	612,630	14.25 M	64.0%	40.2%	11/16/2022	3197	90,127	199,866	569,040	859,033	14.75 M	66.2%	27.6%	11/19/2022	3198	91,608	165,310	250,544	588,237	1,095,699	15.25 M	53.7%	-44.4%
11/21/2022	3199	83,316	135,509	390,764	609,589	15.75 M	64.1%	51.9%	11/23/2022	3200	90,162	232,314	603,473	925,949	16.25 M	65.2%	10.2%	11/26/2022	3201	92,907	99,739	238,763	589,062	1,020,471	16.75 M	57.7%	-38.0%
11/28/2022	3202	78,395	143,251	411,359	633,005	17.25 M	65.0%	35.5%	11/30/2022	3203	88,481	202,079	567,350	857,910	17.75 M	66.1%	31.8%	12/03/2022	3204	89,414	167,191	255,979	617,911	1,130,495	18.75 M	54.7%	-43.6%
12/05/2022	3205	82,188	141,739	413,638	637,565	19.00 M	64.9%	37.2%	12/07/2022	3206	91,380	208,500	575,157	875,037	19.25 M	65.7%	29.3%	12/10/2022	3207	91,983	168,165	258,372	612,993	1,131,513	19.75 M	54.2%	-39.5%
12/12/2022	3208	83,200	149,043	452,687	684,930	20.25 M	66.1%	34.0%	12/14/2022	3209	93,200	215,809	608,729	917,738	20.75 M	66.3%	29.7%	12/17/2022	3210	93,336	182,175	269,057	645,527	1,190,095	21.50 M	54.2%	-42.3%
12/19/2022	3211	86,047	151,591	449,284	686,922	22.00 M	65.4%	39.6%	12/21/2022	3212	95,261	242,498	621,452	959,211	22.75 M	64.8%	33.1%	12/24/2022	3213	99,378	239,174	291,383	646,855	1,276,790	24.00 M	50.7%	-47.5%
12/26/2022	3214	86,536	96,949	486,469	669,954	24.50 M	72.6%	52.7%	12/28/2022	3215	91,440	284,050	647,318	1,022,808	25.25 M	63.3%	47.7%	12/31/2022	3216	98,113	222,096	379,560	811,160	1,510,929	26.50 M	53.7%	-47.6%
01/02/2023	3217	90,623	156,533	544,045	791,201	27.25 M	68.8%	41.5%	01/04/2023	3218	95,492	311,510	712,215	1,119,217	28.00 M	63.6%	36.9%	01/07/2023	3219	99,545	234,642	399,953	798,001	1,532,141	28.75 M	52.1%	-41.0%
01/09/2023	3220	91,223	193,701	618,382	903,306	29.25 M	68.5%	36.6%	01/11/2023	3221	100,201	360,760	772,736	1,233,697	29.75 M	62.6%	36.3%	01/14/2023	3222	101,244	265,044	498,540	817,296	1,682,124	30.75 M	48.6%	-47.3%
01/16/2023	3223	94,185	190,087	601,871	886,143	31.25 M	67.9%	33.7%	01/18/2023	3224	98,993	291,210	794,979	1,185,182	32.25 M	67.1%	31.1%	01/21/2023	3225	99,446	245,316	366,987	842,382	1,554,131	33.00 M	54.2%	-40.9%
01/23/2023	3226	90,187	193,617	634,689	918,493	33.50 M	69.1%	26.0%	01/25/2023	3227	100,596	246,908	810,094	1,157,598	34.75 M	70.0%	37.4%	01/28/2023	3228	98,818	241,408	390,000	860,000	1,590,226	35.50 M	54.1%	

Est Sales: Saturday		Est Draw Sales: Monday	
53.6%	54.6%	-42.4%	-39.2%
843,537	878,201	915,970	966,857

*Estimated Support for Jackpot Prize	\$35,620,719
Less: Current Advertised Jackpot	\$35,500,000
Possible funds added to prize	120,719 Over

Estimated Cash Value \$21,689,986

If there is no jackpot prize ticket sold in tonight's drawing:	low	high
Estimated Total Draw Sales for the Current Roll Cycle	\$53,777,472	\$53,777,472
Estimated Sales for Next Draw	\$916,000	\$966,800
Estimated Total Draw Sales for the Roll Cycle	\$54,693,472	\$54,744,272
**Estimated Support for the Jackpot Prize In the Next Draw	\$36,227,452	\$36,261,100


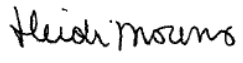


Monday Prospective Jackpot	\$35,750,000
Possible funds added to prize	\$477,452
Estimated Cash Value	\$21,842,732
Monday Prospective Jackpot	\$36,000,000
Possible funds added to prize	\$227,452
Estimated Cash Value	\$21,995,479
Monday Prospective Jackpot	\$36,250,000
**Amount necessary to fund prospective jackpot	(13,777)
Estimated Cash Value	\$22,148,225

If a Jackpot Prize ticket is sold in tonight's drawing

Current Interest Factor	1.6367
Previous Draw Factor	1.6324

Next Advertised Jackpot	5.00 M
Cash Value	3.05 M

Approval for Estimated Jackpot Amount to Advertise

36.00 M Jackpot Amount		1/27/23 11:27 AM
	Kelly Stuckey	Controller
		Date
36.00 M Jackpot Amount		1/27/23 11:29 AM
	Robert Tirloni	Lottery Operations Director
		Date
36.00 M Jackpot Amount		1/27/23 11:52 AM
	Ryan Mindell	Deputy Executive Director
		Date
36.00 M Jackpot Amount		1/27/23 12:20 PM
	Gary Grief	Executive Director
		Date

For Robert Tirloni

Estimated Support for Jackpot Prize = (Est. total draw sales in the roll cycle) x (Jackpot prize is 40.47% of draw sales)*(int factor)
*Estimated total draw sales may be adjusted to include promotional wagers associated with this game.
**If additional funds are required, funds will be taken from the State Lottery Account as identified in Government Code, § 466.355