

Lotto Texas Jackpot Estimation Worksheet

| Monday Date | Draw # | Advance | Sunday | Monday | Total Draw Sales | Monday Advertised Jackpot | Mon % of Total Draw Sales | % Change from Monday rolling to Wednesday | Wednesday Date | Draw # | Advance | Tuesday | Wednesday | Total Draw Sales | Wednesday Advertised Jackpot | Wed % of Total Draw Sales | % Change from Wednesday rolling to Saturday | Saturday Date | Draw # | Advance | Thursday | Friday | Saturday | Total Draw Sales | Saturday Advertised Jackpot | Sat % of Total Draw Sales | % Change from Saturday rolling to Monday |
|-------------|--------|---------|---------|---------|------------------|---------------------------|---------------------------|---|----------------|--------|---------|---------|-----------|------------------|------------------------------|---------------------------|---|---------------|--------|---------|----------|---------|----------|------------------|-----------------------------|---------------------------|--|
| 01/05/2026 | 3688 | 84,045 | 124,989 | 404,071 | 613,105 | 13.00 M | 65.9% | 21.0% | 01/07/2026 | 3689 | 94,702 | 163,066 | 484,023 | 741,791 | 13.75 M | 65.3% | 31.0% | 01/10/2026 | 3690 | 92,054 | 139,460 | 213,634 | 526,443 | 971,591 | 14.25 M | 54.2% | -38.0% |
| 01/12/2026 | 3691 | 84,608 | 121,395 | 396,266 | 602,269 | 14.75 M | 65.8% | 23.3% | 01/14/2026 | 3692 | 93,987 | 158,267 | 490,382 | 742,636 | 15.25 M | 66.0% | 31.5% | 01/17/2026 | 3693 | 91,652 | 138,396 | 219,570 | 527,087 | 976,705 | 16.00 M | 54.0% | -39.3% |
| 01/19/2026 | 3694 | 85,306 | 115,534 | 392,030 | 592,870 | 16.50 M | 66.1% | 27.1% | 01/21/2026 | 3695 | 93,763 | 168,149 | 491,426 | 753,338 | 17.00 M | 65.2% | 24.1% | 01/24/2026 | 3696 | 93,603 | 201,980 | 310,736 | 328,501 | 934,820 | 17.75 M | 35.1% | -53.1% |
| 01/26/2026 | 3697 | 93,499 | 52,093 | 292,508 | 438,100 | 18.25 M | 66.8% | 61.2% | 01/28/2026 | 3698 | 84,692 | 147,323 | 474,310 | 706,325 | 18.50 M | 67.2% | 43.5% | 01/31/2026 | 3699 | 86,407 | 149,781 | 241,084 | 536,504 | 1,013,776 | 19.25 M | 52.9% | -37.0% |
| 02/02/2026 | 3700 | 85,455 | 129,000 | 424,064 | 638,519 | 19.75 M | 66.4% | 23.1% | 02/04/2026 | 3701 | 95,042 | 179,133 | 512,150 | 786,325 | 20.25 M | 65.1% | 33.4% | 02/07/2026 | 3702 | 90,791 | 159,215 | 234,380 | 564,484 | 1,048,870 | 21.25 M | 53.8% | -40.2% |
| 02/09/2026 | 3703 | 88,299 | 124,230 | 414,921 | 627,450 | 21.50 M | 66.1% | 25.4% | 02/11/2026 | 3704 | 94,356 | 173,283 | 518,883 | 786,522 | 22.25 M | 66.0% | 30.5% | 02/14/2026 | 3705 | 92,231 | 155,646 | 254,044 | 524,112 | 1,026,033 | 22.75 M | 51.1% | -36.7% |
| 02/16/2026 | 3706 | 86,527 | 135,703 | 427,177 | 649,407 | 23.00 M | 65.8% | 21.5% | 02/18/2026 | 3707 | 96,770 | 182,644 | 509,381 | 788,795 | 23.50 M | 64.6% | 32.6% | 02/21/2026 | 3708 | 91,896 | 151,964 | 236,969 | 565,084 | 1,045,913 | 24.25 M | 54.0% | -38.2% |
| 02/23/2026 | 3709 | 88,864 | 133,227 | 423,919 | 646,010 | 24.75 M | 65.6% | 24.4% | 02/25/2026 | 3710 | 94,501 | 174,857 | 534,248 | 803,606 | 25.25 M | 66.5% | 33.5% | 02/28/2026 | 3711 | 91,401 | 160,683 | 241,393 | 579,687 | 1,073,164 | 26.00 M | 54.0% | -38.8% |
| 03/02/2026 | 3712 | 87,198 | 137,577 | 432,056 | 656,831 | 26.25 M | 65.8% | 21.3% | 03/04/2026 | 3713 | 97,028 | 177,975 | 521,754 | 796,757 | 27.00 M | 65.5% | 32.4% | 03/07/2026 | 3714 | 92,861 | 154,613 | 240,180 | 567,367 | 1,055,021 | 27.75 M | 53.8% | -36.5% |
| 03/09/2026 | 3715 | 88,484 | 133,721 | 447,521 | 669,726 | 28.50 M | 66.8% | 22.0% | 03/11/2026 | 3716 | 96,988 | 183,489 | 536,716 | 817,193 | 29.00 M | 65.7% | 33.1% | 03/14/2026 | 3717 | 93,054 | 162,555 | 251,492 | 580,342 | 1,087,443 | 30.00 M | 53.4% | -36.2% |
| 03/16/2026 | 3718 | 89,093 | 145,558 | 459,420 | 694,071 | 30.75 M | 66.2% | 19.5% | 03/18/2026 | 3719 | 97,653 | 182,428 | 549,031 | 829,112 | 31.50 M | 66.2% | 31.1% | 03/21/2026 | 3720 | 94,479 | 159,660 | 245,131 | 587,883 | 1,087,153 | 32.00 M | 54.1% | -36.3% |
| 03/23/2026 | 3721 | 89,452 | 144,316 | 458,477 | 692,245 | 32.75 M | 66.2% | 20.5% | 03/25/2026 | 3722 | 97,779 | 185,279 | 551,140 | 834,198 | 33.50 M | 66.1% | 33.9% | 03/28/2026 | 3723 | 94,126 | 160,004 | 253,465 | 609,765 | 1,117,360 | 34.25 M | 54.6% | -35.2% |
| 03/30/2026 | 3724 | 90,523 | 146,123 | 487,560 | 724,206 | 35.25 M | 67.3% | 19.2% | 04/01/2026 | 3725 | 97,900 | 189,784 | 575,589 | 863,273 | 35.50 M | 66.7% | 32.0% | 04/04/2026 | 3726 | 94,998 | 181,165 | 277,795 | 585,723 | 1,139,681 | 36.50 M | 51.4% | -37.8% |
| 04/06/2026 | 3727 | 91,636 | 119,074 | 498,586 | 709,296 | 37.25 M | 70.3% | 25.0% | 04/08/2026 | 3728 | 100,879 | 189,864 | 595,783 | 886,526 | 37.75 M | 67.2% | 33.9% | 04/11/2026 | 3729 | 96,861 | 176,483 | 267,093 | 646,234 | 1,186,671 | 38.50 M | 54.5% | -36.2% |
| 04/13/2026 | 3730 | 92,015 | 149,397 | 515,196 | 756,608 | 39.00 M | 68.1% | 19.6% | 04/15/2026 | 3731 | 101,788 | 197,858 | 605,049 | 904,695 | 39.75 M | 66.9% | 29.6% | 04/18/2026 | 3732 | 99,104 | 180,936 | 268,869 | 623,910 | 1,172,819 | 40.50 M | 53.2% | -35.0% |
| 04/20/2026 | 3733 | 93,348 | 158,542 | 510,530 | 762,420 | 41.00 M | 67.0% | -17.5% | 04/22/2026 | 3734 | 102,023 | 127,279 | 399,871 | 629,173 | 5.00 M | 63.6% | 29.6% | 04/25/2026 | 3735 | 93,604 | 117,527 | 177,078 | 427,089 | 815,298 | 5.25 M | 52.4% | -39.5% |
| 04/27/2026 | 3736 | 83,662 | 101,907 | 307,583 | 493,152 | 5.50 M | 62.4% | 24.4% | 04/29/2026 | 3737 | 92,111 | 128,523 | 392,776 | 613,410 | 5.75 M | 64.0% | 35.2% | 05/02/2026 | 3738 | 87,063 | 118,285 | 169,334 | 454,705 | 829,387 | 6.00 M | 54.8% | -38.3% |
| 05/04/2026 | 3739 | 82,545 | 107,513 | 321,693 | 511,751 | 6.25 M | 62.9% | 22.7% | 05/06/2026 | 3740 | 90,703 | 134,926 | 402,080 | 627,709 | 6.50 M | 64.1% | 36.1% | 05/09/2026 | 3741 | 86,898 | 127,050 | 184,332 | 455,862 | 854,142 | 6.75 M | 53.4% | -40.1% |
| 05/11/2026 | 3742 | 81,880 | 102,337 | 327,253 | 511,470 | 7.00 M | 64.0% | 24.4% | 05/13/2026 | 3743 | 90,377 | 139,158 | 406,843 | 636,378 | 7.25 M | 63.9% | 34.4% | 05/16/2026 | 3744 | 86,784 | 122,281 | 188,262 | 457,959 | 855,286 | 7.50 M | 53.5% | -38.7% |
| 05/18/2026 | 3745 | 81,369 | 107,631 | 335,619 | 524,619 | 7.75 M | 64.0% | 21.2% | 05/20/2026 | 3746 | 90,248 | 135,004 | 410,679 | 635,931 | 8.00 M | 64.6% | 33.8% | 05/23/2026 | 3747 | 86,790 | 121,751 | 196,213 | 446,184 | 850,938 | 8.25 M | 52.4% | -41.9% |
| 05/25/2026 | 3748 | 80,842 | 110,540 | 303,251 | 494,633 | 8.50 M | 61.3% | 31.2% | 05/27/2026 | 3749 | 87,321 | 152,484 | 408,997 | 648,802 | 8.75 M | 63.0% | 36.4% | 05/30/2026 | 3750 | 86,026 | 126,506 | 193,861 | 478,412 | 884,805 | 9.00 M | 54.1% | -37.3% |
| 06/01/2026 | 3751 | 81,863 | 115,914 | 357,039 | 554,816 | 9.25 M | 64.4% | 22.6% | 06/03/2026 | 3752 | 90,471 | 149,094 | 440,583 | 680,148 | 9.50 M | 64.8% | 34.5% | 06/06/2026 | 3753 | 87,003 | 139,704 | 206,396 | 481,902 | 915,005 | 10.00 M | 52.7% | -39.5% |
| 06/08/2026 | 3754 | 82,260 | 117,881 | 353,286 | 553,427 | 10.50 M | 63.8% | 24.3% | 06/10/2026 | 3755 | 90,500 | 153,407 | 443,810 | 687,717 | 11.00 M | 64.5% | 34.4% | 06/13/2026 | 3756 | 87,461 | 135,966 | 207,899 | 493,256 | 924,582 | 11.75 M | 53.3% | -40.6% |
| 06/15/2026 | 3757 | 82,883 | 117,292 | 349,344 | 549,519 | 12.00 M | 63.6% | 25.8% | 06/17/2026 | 3758 | 91,367 | 156,382 | 443,551 | 691,300 | 12.50 M | 64.2% | 34.4% | 06/20/2026 | 3759 | 87,438 | 143,145 | 212,422 | 485,816 | 928,821 | 13.25 M | 52.3% | -39.3% |
| 06/22/2026 | 3760 | 82,455 | 116,171 | 365,309 | 563,935 | 13.50 M | 64.8% | 23.4% | 06/24/2026 | 3761 | 91,367 | 156,650 | 447,603 | 695,620 | 14.00 M | 64.3% | 34.9% | 06/27/2026 | 3762 | 87,067 | 146,136 | 215,000 | 490,000 | 938,203 | 14.75 M | 52.2% | |

| Est Sales: Saturday | | Est Draw Sales: Monday | |
|---------------------|---------|------------------------|---------|
| 52.0% | 53.0% | -40.0% | -34.6% |
| 485,553 | 505,420 | 562,922 | 613,585 |

*Estimated Support for Jackpot Prize \$14,795,771
 Less: Current Advertised Jackpot \$14,750,000
 Possible funds added to prize 45,771 Over

Estimated Cash Value \$8,109,297

If there is no jackpot prize ticket sold in tonight's drawing:

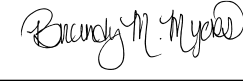


| | | |
|---|------------------|-------------------|
| Estimated Total Draw Sales for the Current Roll Cycle | low \$20,099,977 | high \$20,099,977 |
| Estimated Sales for Next Draw | \$563,000 | \$613,500 |
| Estimated Total Draw Sales for the Roll Cycle | \$20,662,977 | \$20,713,477 |

**Estimated Support for the Jackpot Prize In the Next Draw \$15,210,200 \$15,247,374

| | |
|--|--------------|
| Monday Prospective Jackpot | \$15,000,000 |
| Possible funds added to prize | \$210,200 |
| Estimated Cash Value | \$8,246,743 |
| Monday Prospective Jackpot | \$15,250,000 |
| **Amount necessary to fund prospective jackpot | (21,881) |
| Estimated Cash Value | \$8,384,188 |
| Monday Prospective Jackpot | \$15,500,000 |
| **Amount necessary to fund prospective jackpot | (159,327) |
| Estimated Cash Value | \$8,521,634 |

| | | |
|-------------------------|--------|--|
| Current Interest Factor | 1.8189 | If a Jackpot Prize ticket is sold in tonight's drawing |
| Previous Draw Factor | 1.8164 | Next Advertised Jackpot |
| | | Cash Value |
| | | 5.00 M |
| | | 2.74 M |

Approval for Estimated Jackpot Amount to Advertise

| | | |
|----------------|---|------------------|
| 15.00 M |  | 6/26/26 10:24 AM |
| Jackpot Amount | Brandy Myers Chief Financial Officer | Date |
| 15.00 M |  | 6/26/26 10:28 AM |
| Jackpot Amount | Kelly Stuckey Lottery Operations Director | Date |
| 15.00 M |  | 6/26/26 10:31 AM |
| Jackpot Amount | Sergio Rey Interim Lottery & Charitable Bingo Deputy Executive Director | Date |

Estimated Support for Jackpot Prize = (Est. total draw sales in the roll cycle) x (Jackpot prize is 40.47% of draw sales)*(int factor)
 *Estimated total draw sales may be adjusted to include promotional wagers associated with this game.
 **If additional funds are required, funds will be taken from the State Lottery Account as identified in Government Code, § 466.355