

Texas Two Step Jackpot Estimation Worksheet

MONDAY	Draw #	Advance	Friday	Saturday	Sunday	Monday	Total Draw Sales	Monday Advertised Jackpot	Mon % of Total Draw Sales	% Change from Monday rolling to Thursday	Tues MM Adv JP	Wed Lotto Tx Adv JP	THURSDAY	Draw #	Advance	Tuesday	Wednesday	Thursday	Total Draw Sales	Thursday Adv Jackpot	Thu % of Total Draw Sales	% Change from Thursday rolling to Monday	Fri MM Adv JP	Sat Lotto Tx Adv JP
11/23/20	2038	28,629	50,066	47,608	61,600	280,644	468,547	200,000	59.9%	-12.3%	200 M	8.75 M	11/26/20	2039	40,212	58,023	91,008	221,497	410,740	225,000	53.9%	44.2%	214 M	9.00 M
11/30/20	2040	25,642	59,955	54,819	87,551	364,170	592,137	350,000	61.5%	18.4%	229 M	5.00 M	12/03/20	2041	39,839	83,844	102,361	474,854	700,898	500,000	67.7%	-31.6%	244 M	5.25 M
12/07/20	2042	28,601	51,332	47,242	65,973	285,936	479,084	200,000	59.7%	0.6%	264 M	5.50 M	12/10/20	2043	39,832	53,478	66,512	322,157	481,979	225,000	66.8%	-3.3%	276 M	5.75 M
12/14/20	2044	27,324	49,260	47,899	56,104	285,546	466,133	200,000	61.3%	-3.0%	291 M	6.00 M	12/17/20	2045	39,401	51,246	61,608	299,698	451,953	200,000	66.3%	11.1%	310 M	6.25 M
12/21/20	2046	26,572	53,405	47,266	69,659	305,181	502,083	225,000	60.8%	-2.3%	330 M	6.50 M	12/24/20	2047	40,198	57,949	76,251	316,212	490,610	200,000	64.5%	0.1%	352 M	6.75 M
12/28/20	2048	27,496	26,795	54,022	69,482	313,205	491,000	225,000	63.8%	34.3%	376 M	7.00 M	12/31/20	2049	39,263	76,917	98,947	444,510	659,637	375,000	67.4%	-22.3%	401 M	7.25 M
01/04/21	2050	28,089	46,378	56,072	71,724	310,136	512,399	200,000	60.5%	0.6%	447 M	7.50 M	01/07/21	2051	39,617	67,794	64,578	343,397	515,386	225,000	66.6%	24.9%	520 M	7.75 M
01/11/21	2052	27,652	73,293	71,060	72,928	398,798	643,731	375,000	62.0%	25.6%	625 M	5.00 M	01/14/21	2053	40,864	101,869	117,800	548,102	808,635	550,000	67.8%	25.3%	750 M	5.25 M
01/18/21	2054	30,179	118,309	112,916	152,167	599,890	1,013,461	775,000	59.2%	-48.1%	865 M	5.50 M	01/21/21	2055	43,890	77,423	67,386	337,514	526,213	200,000	64.1%	6.0%	1,000 M	5.00 M
01/25/21	2056	28,663	71,995	56,289	73,500	327,122	557,569	225,000	58.7%	22.1%	20 M	5.25 M	01/28/21	2057	40,469	80,898	105,522	453,950	680,839	400,000	66.7%	-22.0%	25 M	5.50 M
02/01/21	2058	28,798	59,366	54,341	74,955	313,277	530,737	200,000	59.0%	0.0%	42 M	5.75 M	02/04/21	2059	41,084	63,050	74,851	351,646	530,631	225,000	66.3%	24.4%	54 M	6.00 M
02/08/21	2060	28,632	68,829	71,460	95,714	395,364	659,999	375,000	59.9%	-30.8%	68 M	6.25 M	02/11/21	2061	42,328	60,815	69,738	283,935	456,816	200,000	62.2%	-49.6%	82 M	5.00 M
02/15/21	2062	28,380	65,763	66,431	62,079	7,408	230,061	225,000	3.2%	51.5%	96 M	5.25 M	02/18/21	2063	32,475	29,927	40,545	245,677	348,624	350,000	70.5%	80.3%	20 M	5.50 M
02/22/21	2064	24,360	59,014	70,261	101,678	373,353	628,666	375,000	59.4%	15.9%	22 M	5.75 M	02/25/21	2065	39,826	90,516	118,731	479,685	728,758	575,000	65.8%	33.1%	30 M	6.00 M
03/01/21	2066	29,203	110,442	113,383	152,756	563,961	969,745	800,000	58.2%	20.7%	43 M	6.25 M	03/04/21	2067	44,806	168,727	206,270	751,033	1,170,836	1,050,000	64.1%	15.4%	55 M	6.50 M
03/08/21	2068	32,766	165,981	166,328	205,650	779,941	1,350,666	1,350,000	57.7%	10.4%	68 M	6.75 M	03/11/21	2069	48,237	216,425	277,259	949,737	1,491,658	1,725,000	63.7%	20.8%	79 M	7.00 M
03/15/21	2070	34,868	242,135	240,957	257,389	1,026,978	1,802,327	2,150,000	57.0%	-71.2%	93 M	7.25 M	03/18/21	2071	51,622	63,763	71,016	332,651	519,052	200,000	64.1%	8.0%	105 M	7.50 M
03/22/21	2072	30,887	59,092	57,548	83,373	329,751	560,651	225,000	58.8%	25.0%	122 M	7.75 M	03/25/21	2073	44,480	82,890	103,209	470,490	701,069	400,000	67.1%	25.4%	137 M	8.00 M
03/29/21	2074	31,900	94,755	92,284	130,550	529,879	879,368	575,000	60.3%	-41.7%	152 M	8.25 M	04/01/21	2075	46,697	59,534	69,540	336,579	512,350	200,000	65.7%	8.0%	168 M	8.50 M
04/05/21	2076	29,728	58,775	57,407	66,862	340,708	553,480	225,000	61.6%	22.9%	184 M	8.75 M	04/08/21	2077	42,504	79,053	100,277	458,377	680,211	400,000	67.4%	26.3%	201 M	9.25 M
04/12/21	2078	31,355	92,444	89,616	129,761	516,235	859,411	600,000	60.1%	-42.6%	220 M	10.00 M	04/15/21	2079	46,521	58,853	65,351	322,176	492,901	200,000	65.4%	11.0%	240 M	10.50 M
04/19/21	2080	29,355	57,112	55,249	79,796	325,747	547,259	225,000	59.5%	-10.8%	257 M	11.00 M	04/22/21	2081	42,168	56,019	64,826	324,925	487,938	200,000	66.6%	9.8%	277 M	11.75 M
04/26/21	2082	28,980	54,938	53,817	77,656	320,368	535,759	225,000	59.8%	-10.9%	297 M	12.25 M	04/29/21	2083	42,633	55,886	63,217	315,388	477,124	200,000	66.1%	6.2%	319 M	13.00 M
05/03/21	2084	27,347	54,761	49,779	72,127	302,649	506,663	200,000	59.7%	-2.5%	345 M	13.50 M	05/06/21	2085	40,514	59,705	66,740	327,080	494,039	225,000	66.2%	30.1%	370 M	14.25 M
05/10/21	2086	27,878	64,862	64,901	94,115	390,984	642,740	375,000	60.8%	13.3%	402 M	14.75 M	05/13/21	2087	42,057	86,658	115,810	484,000	728,525	550,000	66.4%		430 M	15.50 M

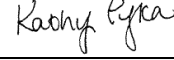


Est Sales: Thursday		Est Draw Sales: Monday	
66.0%	67.0%	28.5%	32.2%
474,666	496,460	936,155	963,110

*Estimated Support for Jackpot Prize	\$564,054
Less: Current Advertised Jackpot	\$550,000
Difference from Estimated Support	14,054 Over

If there is no jackpot prize ticket sold in tonight's drawing:	low	high
	Estimated Total Draw Sales for the Current Roll Cycle	\$2,371,967 \$2,371,967
	Estimated Sales for Next Draw	\$937,000 \$963,000
**Estimated Support for the Jackpot Prize In the Next Draw	Estimated Total Draw Sales for the Roll Cycle	\$3,308,967 \$3,334,967
		\$786,872 \$793,055

Monday Prospective Jackpot	\$750,000
Difference from Estimated Support	\$36,872
Monday Prospective Jackpot	\$775,000
Difference from Estimated Support	\$11,872
Monday Prospective Jackpot	\$800,000
**Amount necessary to fund prospective jackpot	(13,128)

Approval for Estimated Jackpot Amount to Advertise

\$775,000		5/13/21 11:13 AM
Jackpot Amount	Kathy Pyka	Controller
		Date
\$775,000		5/13/21 11:15 AM
Jackpot Amount	Ryan Mindell	Lottery Operations Director
		Date
\$775,000		5/13/21 3:13 PM
Jackpot Amount	Gary Grief	Executive Director
		Date

*Estimated total draw sales may be adjusted to include promotional wagers associated with this game.
**If additional funds are required, funds will be taken from the State Lottery Account as identified in Government Code, § 466.355