

Texas Two Step Jackpot Estimation Worksheet

Monday Date	Draw #	Advance	Friday	Saturday	Sunday	Monday	Total Draw Sales	Monday Advertised Jackpot	Mon % of Total Draw Sales	% Change from Monday rolling to Thursday	Thursday Date	Draw #	Advance	Tuesday	Wednesday	Thursday	Total Draw Sales	Thursday Advertised Jackpot	Thu % of Total Draw Sales	% Change from Thursday rolling to Monday	
10/18/2021	2132	30,526	125,904	116,767	145,048	567,229	985,474	925,000	57.6%	23.3%	10/21/2021	2133	45,621	176,645	234,951	757,537	1,214,754	1,225,000	62.4%	-63.3%	
10/25/2021	2134	33,090	54,968	49,573	59,382	248,865	445,878	200,000	55.8%	7.6%	10/28/2021	2135	41,251	58,003	73,939	306,658	479,851	225,000	63.9%	19.9%	
11/01/2021	2136	27,804	65,154	65,281	82,701	334,477	575,417	350,000	58.1%	-20.3%	11/04/2021	2137	41,701	55,644	66,975	294,530	458,850	200,000	64.2%	1.0%	
11/08/2021	2138	27,974	53,442	51,754	65,742	264,445	463,357	225,000	57.1%	27.6%	11/11/2021	2139	40,654	70,189	98,213	382,271	591,327	350,000	64.6%	15.0%	
11/15/2021	2140	28,655	79,976	76,794	98,572	396,144	680,141	500,000	58.2%	-33.8%	11/18/2021	2141	42,533	55,622	71,292	281,107	450,554	200,000	62.4%	0.1%	
11/22/2021	2142	27,343	51,902	51,117	62,587	258,156	451,105	225,000	57.2%	-14.7%	11/25/2021	2143	39,961	59,913	97,136	187,715	384,725	200,000	48.8%	16.4%	
11/29/2021	2144	25,469	51,355	48,088	66,312	256,454	447,678	225,000	57.3%	27.1%	12/02/2021	2145	38,851	67,539	94,021	368,623	569,034	325,000	64.8%	12.3%	
12/06/2021	2146	27,085	75,663	74,080	95,967	366,339	639,134	475,000	57.3%	25.8%	12/09/2021	2147	41,776	99,010	144,111	519,384	804,281	675,000	64.6%	-46.5%	
12/13/2021	2148	29,247	53,787	48,700	58,032	240,127	429,893	200,000	55.9%	11.3%	12/16/2021	2149	39,834	57,638	77,182	303,631	478,285	225,000	63.5%	14.3%	
12/20/2021	2150	26,957	66,662	57,841	79,300	315,716	546,476	350,000	57.8%	-14.6%	12/23/2021	2151	40,715	57,946	77,179	290,917	466,757	200,000	62.3%	-3.6%	
12/27/2021	2152	28,064	64,213	27,402	67,470	262,788	449,937	225,000	58.4%	35.5%	12/30/2021	2153	40,010	75,600	106,176	387,681	609,467	325,000	63.6%	12.8%	
01/03/2022	2154	28,322	99,221	72,560	87,852	399,286	687,241	500,000	58.1%	-33.3%	01/06/2022	2155	41,865	61,417	84,417	270,771	458,470	200,000	59.1%	-3.5%	
01/10/2022	2156	27,405	53,901	50,164	64,161	246,993	442,624	225,000	55.8%	30.2%	01/13/2022	2157	39,339	68,183	95,403	373,486	576,411	350,000	64.8%	12.7%	
01/17/2022	2158	27,642	86,810	72,496	91,575	371,380	649,903	500,000	57.1%	29.3%	01/20/2022	2159	41,375	114,229	175,251	509,161	840,016	700,000	60.6%	-50.3%	
01/24/2022	2160	30,297	52,902	48,983	58,867	226,722	417,771	200,000	54.3%	7.6%	01/27/2022	2161	40,063	56,376	70,263	282,931	449,633	200,000	62.9%	0.8%	
01/31/2022	2162	27,137	55,418	52,522	68,113	250,037	453,227	225,000	55.2%	-11.8%	02/03/2022	2163	39,150	70,618	99,250	190,954	399,972	200,000	47.7%	12.7%	
02/07/2022	2164	26,082	42,477	57,626	68,506	256,161	450,852	225,000	56.8%	29.3%	02/10/2022	2165	39,251	71,269	99,421	373,066	583,007	325,000	64.0%	11.4%	
02/14/2022	2166	28,054	82,102	80,493	95,415	363,410	649,474	475,000	56.0%	29.7%	02/17/2022	2167	41,239	115,334	162,452	523,647	842,672	675,000	62.1%	19.9%	
02/21/2022	2168	29,992	135,254	132,677	156,196	556,630	1,010,749	900,000	55.1%	18.6%	02/24/2022	2169	46,306	228,172	249,854	673,961	1,198,293	1,200,000	56.2%	18.5%	
02/28/2022	2170	33,841	198,256	182,745	221,454	784,167	1,420,463	1,500,000	55.2%	-65.4%	03/03/2022	2171	49,011	64,784	75,504	302,176	491,475	200,000	61.5%	-0.6%	
03/07/2022	2172	30,526	58,209	57,915	72,800	268,840	488,290	225,000	55.1%	-2.4%	03/10/2022	2173	43,102	57,506	78,016	297,714	476,338	200,000	62.5%	-1.2%	
03/14/2022	2174	28,651	55,213	56,367	68,497	261,672	470,400	225,000	55.6%	29.7%	03/17/2022	2175	40,788	77,912	105,018	386,206	609,924	350,000	63.3%	18.2%	
03/21/2022	2176	29,330	88,872	88,609	117,198	397,166	721,175	525,000	55.1%	26.7%	03/24/2022	2177	43,241	118,945	174,844	576,457	913,487	725,000	63.1%	-51.8%	
03/28/2022	2178	32,209	55,546	51,770	62,852	238,380	440,757	200,000	54.1%	5.5%	03/31/2022	2179	40,985	56,782	74,044	293,388	465,199	200,000	63.1%	1.5%	
04/04/2022	2180	27,211	59,862	56,153	69,001	260,000	472,227	225,000	55.1%		04/07/2022	2181									

Est Sales: Monday		Est Draw Sales: Thursday	
55.0%	56.0%	27.0%	32.0%
259,389	270,107	599,728	623,340


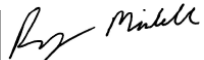

*Estimated Support for Jackpot Prize \$222,920
 Less: Current Advertised Jackpot \$225,000
 **Amount necessary to fund advertised jackpot (2,080) Under

If there is no jackpot prize ticket sold in tonight's drawing:

	low	high
Estimated Total Draw Sales for the Current Roll Cycle	\$937,426	\$937,426
Estimated Sales for Next Draw	\$600,000	\$623,000
Estimated Total Draw Sales for the Roll Cycle	\$1,537,426	\$1,560,426
**Estimated Support for the Jackpot Prize In the Next Draw	\$365,600	\$371,069

Thursday Prospective Jackpot	\$325,000
Difference from Estimated Support	\$40,600
Thursday Prospective Jackpot	\$350,000
Difference from Estimated Support	\$15,600
Thursday Prospective Jackpot	\$375,000
**Amount necessary to fund prospective jackpot	(9,400)

Approval for Estimated Jackpot Amount to Advertise

\$350,000		4/4/22 10:35 AM
Jackpot Amount	Kelly Stuckey Controller	Date
\$350,000		4/4/22 10:38 AM
Jackpot Amount	Ryan Mindell Lottery Operations Director	Date
\$350,000		4/4/22 10:39 AM
Jackpot Amount	Gary Grief Executive Director	Date

*Estimated total draw sales may be adjusted to include promotional wagers associated with this game.
 **If additional funds are required, funds will be taken from the State Lottery Account as identified in Government Code, § 466.355