

Texas Two Step Jackpot Estimation Worksheet

Monday Date	Draw #	Advance	Friday	Saturday	Sunday	Monday	Total Draw Sales	Monday Advertised Jackpot	Mon % of Total Draw Sales	% Change from Monday rolling to Thursday	Thursday Date	Draw #	Advance	Tuesday	Wednesday	Thursday	Total Draw Sales	Thursday Advertised Jackpot	Thu % of Total Draw Sales	% Change from Thursday rolling to Monday
03/21/2022	2176	29,330	88,872	88,609	117,198	397,166	721,175	525,000	55.1%	26.7%	03/24/2022	2177	43,241	118,945	174,844	576,457	913,487	725,000	63.1%	-51.8%
03/28/2022	2178	32,209	55,546	51,770	62,852	238,380	440,757	200,000	54.1%	5.5%	03/31/2022	2179	40,985	56,782	74,044	293,388	465,199	200,000	63.1%	1.8%
04/04/2022	2180	27,211	59,862	56,153	69,001	261,394	473,621	225,000	55.2%	26.2%	04/07/2022	2181	40,352	74,045	101,256	382,269	597,922	350,000	63.9%	-27.8%
04/11/2022	2182	28,268	54,189	50,586	60,740	238,120	431,903	200,000	55.1%	9.5%	04/14/2022	2183	39,886	57,261	78,309	297,480	472,936	225,000	62.9%	12.5%
04/18/2022	2184	27,060	65,308	63,506	64,058	312,062	531,994	325,000	58.7%	36.9%	04/21/2022	2185	40,175	91,350	131,723	465,003	728,251	500,000	63.9%	14.5%
04/25/2022	2186	29,647	105,285	104,803	127,207	466,580	833,522	725,000	56.0%	29.0%	04/28/2022	2187	43,716	144,347	213,729	673,167	1,074,959	925,000	62.6%	24.3%
05/02/2022	2188	32,105	184,160	178,527	201,962	739,558	1,336,312	1,275,000	55.3%	-63.7%	05/05/2022	2189	48,638	66,888	78,605	290,549	484,680	200,000	59.9%	-1.1%
05/09/2022	2190	30,158	60,490	57,255	65,400	265,809	479,112	225,000	55.5%	30.3%	05/12/2022	2191	40,838	77,582	108,787	397,211	624,418	350,000	63.6%	-27.5%
05/16/2022	2192	29,089	59,289	53,418	64,862	245,936	452,594	200,000	54.3%	2.0%	05/19/2022	2193	39,914	58,358	74,652	288,801	461,725	200,000	62.5%	0.2%
05/23/2022	2194	27,825	56,914	54,625	66,954	256,111	462,429	225,000	55.4%	27.1%	05/26/2022	2195	39,224	70,800	102,886	374,911	587,821	350,000	63.8%	10.1%
05/30/2022	2196	28,010	88,667	84,874	100,720	345,015	647,286	500,000	53.3%	-28.5%	06/02/2022	2197	39,540	69,614	73,722	280,132	463,008	200,000	60.5%	-1.8%
06/06/2022	2198	28,195	55,253	53,450	67,961	250,042	454,901	225,000	55.0%	28.7%	06/09/2022	2199	39,642	71,216	101,687	372,690	585,235	350,000	63.7%	-27.4%
06/13/2022	2200	28,366	54,956	50,344	61,189	229,892	424,747	200,000	54.1%	10.8%	06/16/2022	2201	38,342	57,968	77,476	296,655	470,441	225,000	63.1%	12.0%
06/20/2022	2202	27,796	64,911	63,031	76,433	294,494	526,665	325,000	55.9%	32.7%	06/23/2022	2203	39,643	89,473	125,994	444,028	699,138	500,000	63.5%	-40.2%
06/27/2022	2204	29,121	54,374	49,754	60,414	224,203	417,866	200,000	53.7%	12.4%	06/30/2022	2205	38,745	56,870	75,822	298,257	469,694	225,000	63.5%	5.7%
07/04/2022	2206	27,090	71,550	65,135	80,969	251,614	496,358	325,000	50.7%	42.8%	07/07/2022	2207	37,832	96,140	124,384	450,446	708,802	500,000	63.6%	11.2%
07/11/2022	2208	29,579	103,042	95,763	118,215	441,681	788,280	675,000	56.0%	-44.0%	07/14/2022	2209	41,882	58,143	69,893	271,451	441,369	200,000	61.5%	1.6%
07/18/2022	2210	28,191	58,704	53,437	65,681	242,461	448,474	225,000	54.1%	33.0%	07/21/2022	2211	39,217	77,595	99,495	380,330	596,637	350,000	63.7%	16.5%
07/25/2022	2212	28,640	94,999	84,832	101,897	384,538	694,906	500,000	55.3%	39.0%	07/28/2022	2213	41,542	137,398	167,196	619,666	965,802	725,000	64.2%	30.6%
08/01/2022	2214	31,553	210,746	153,571	186,507	678,538	1,260,915	1,000,000	53.8%	18.0%	08/04/2022	2215	46,974	228,590	295,669	916,287	1,487,520	1,325,000	61.6%	10.3%
08/08/2022	2216	35,448	246,975	231,084	244,058	883,098	1,640,663	1,750,000	53.8%	-69.0%	08/11/2022	2217	50,155	66,827	79,295	311,626	507,903	200,000	61.4%	-3.6%
08/15/2022	2218	30,739	64,720	60,485	69,549	264,342	489,835	200,000	54.0%	7.1%	08/18/2022	2219	42,232	69,487	88,373	324,424	524,516	225,000	61.9%	15.0%
08/22/2022	2220	28,644	78,067	75,067	92,960	328,708	603,446	350,000	54.5%	29.8%	08/25/2022	2221	42,735	103,142	143,608	493,873	783,358	525,000	63.0%	12.0%
08/29/2022	2222	30,370	113,220	108,440	130,749	494,444	877,223	750,000	56.4%	34.0%	09/01/2022	2223	45,042	159,387	225,545	745,326	1,175,300	1,000,000	63.4%	-62.7%
09/05/2022	2224	33,574	64,392	53,715	60,837	225,545	438,063	200,000	51.5%	10.2%	09/08/2022	2225	41,023	65,842	75,971	300,000	482,836	200,000	62.1%	

Est Sales: Thursday		Est Draw Sales: Monday	
62.0%	63.0%	-7.0%	-1.5%
298,311	311,315	449,037	475,593




\*Estimated Support for Jackpot Prize \$114,818  
 Less: Current Advertised Jackpot \$200,000  
 \*\*Amount necessary to fund advertised jackpot (85,182) Under

If there is no jackpot prize ticket sold in tonight's drawing:

	low	high
Estimated Total Draw Sales for the Current Roll Cycle	\$482,836	\$482,836
Estimated Sales for Next Draw	\$450,000	\$475,000
Estimated Total Draw Sales for the Roll Cycle	\$932,836	\$957,836
**Estimated Support for the Jackpot Prize In the Next Draw	\$221,828	\$227,773

Monday Prospective Jackpot	\$225,000
**Amount necessary to fund prospective jackpot	(3,172)
Monday Prospective Jackpot	\$250,000
**Amount necessary to fund prospective jackpot	(28,172)
Monday Prospective Jackpot	\$275,000
**Amount necessary to fund prospective jackpot	(53,172)

Approval for Estimated Jackpot Amount to Advertise

\$225,000		9/8/22 11:15 AM
Jackpot Amount	Kelly Stuckey Controller	Date
\$225,000		9/8/22 11:40 AM
Jackpot Amount	Robert Tirloni Lottery Operations Director	Date
\$225,000		9/8/22 11:41 AM
Jackpot Amount	Gary Grief Executive Director	Date

\*Estimated total draw sales may be adjusted to include promotional wagers associated with this game.  
 \*\*If additional funds are required, funds will be taken from the State Lottery Account as identified in Government Code, § 466.355