

## Texas Two Step Jackpot Estimation Worksheet

Monday Date	Draw #	Advance	Friday	Saturday	Sunday	Monday	Total Draw Sales	Monday Advertised Jackpot	Mon % of Total Draw Sales	% Change from Monday rolling to Thursday	Thursday Date	Draw #	Advance	Tuesday	Wednesday	Thursday	Total Draw Sales	Thursday Advertised Jackpot	Thu % of Total Draw Sales	% Change from Thursday rolling to Monday	
05/16/2022	2192	29,089	59,289	53,418	64,862	245,936	452,594	200,000	54.3%	2.0%	05/19/2022	2193	39,914	58,358	74,652	288,801	461,725	200,000	62.5%	0.2%	
05/23/2022	2194	27,825	56,914	54,625	66,954	256,111	462,429	225,000	55.4%	27.1%	05/26/2022	2195	39,224	70,800	102,886	374,911	587,821	350,000	63.8%	10.1%	
05/30/2022	2196	28,010	88,667	84,874	100,720	345,015	647,286	500,000	53.3%	-28.5%	06/02/2022	2197	39,540	69,614	73,722	280,132	463,008	200,000	60.5%	-1.8%	
06/06/2022	2198	28,195	55,253	53,450	67,961	250,042	454,901	225,000	55.0%	28.7%	06/09/2022	2199	39,642	71,216	101,687	372,690	585,235	350,000	63.7%	-27.4%	
06/13/2022	2200	28,366	54,956	50,344	61,189	229,892	424,747	200,000	54.1%	10.8%	06/16/2022	2201	38,342	57,968	77,476	296,655	470,441	225,000	63.1%	12.0%	
06/20/2022	2202	27,796	64,911	63,031	76,433	294,494	526,665	325,000	55.9%	32.7%	06/23/2022	2203	39,643	89,473	125,994	444,028	699,138	500,000	63.5%	-40.2%	
06/27/2022	2204	29,121	54,374	49,754	60,414	224,203	417,866	200,000	53.7%	12.4%	06/30/2022	2205	38,745	56,870	75,822	298,257	469,694	225,000	63.5%	5.7%	
07/04/2022	2206	27,090	71,550	65,135	80,969	251,614	496,358	325,000	50.7%	42.8%	07/07/2022	2207	37,832	96,140	124,384	450,446	708,802	500,000	63.6%	11.2%	
07/11/2022	2208	29,579	103,042	95,763	118,215	441,681	788,280	675,000	56.0%	-44.0%	07/14/2022	2209	41,882	58,143	69,893	271,451	441,369	200,000	61.5%	1.6%	
07/18/2022	2210	28,191	58,704	53,437	65,681	242,461	448,474	225,000	54.1%	33.0%	07/21/2022	2211	39,217	77,595	99,495	380,330	596,637	350,000	63.7%	16.5%	
07/25/2022	2212	28,640	94,999	84,832	101,897	384,538	694,906	500,000	55.3%	39.0%	07/28/2022	2213	41,542	137,398	167,196	619,666	965,802	725,000	64.2%	30.6%	
08/01/2022	2214	31,553	210,746	153,571	186,507	678,538	1,260,915	1,000,000	53.8%	18.0%	08/04/2022	2215	46,974	228,590	295,669	916,287	1,487,520	1,325,000	61.6%	10.3%	
08/08/2022	2216	35,448	246,975	231,084	244,058	883,098	1,640,663	1,750,000	53.8%	-69.0%	08/11/2022	2217	50,155	66,827	79,295	311,626	507,903	200,000	61.4%	-3.6%	
08/15/2022	2218	30,739	64,720	60,485	69,549	264,342	489,835	200,000	54.0%	7.1%	08/18/2022	2219	42,232	69,487	88,373	324,424	524,516	225,000	61.9%	15.0%	
08/22/2022	2220	28,644	78,067	75,067	92,960	328,708	603,446	350,000	54.5%	29.8%	08/25/2022	2221	42,735	103,142	143,608	493,873	783,358	525,000	63.0%	12.0%	
08/29/2022	2222	30,370	113,220	108,440	130,749	494,444	877,223	750,000	56.4%	34.0%	09/01/2022	2223	45,042	159,387	225,545	745,326	1,175,300	1,000,000	63.4%	-62.7%	
09/05/2022	2224	33,574	64,392	53,715	60,837	225,545	438,063	200,000	51.5%	8.9%	09/08/2022	2225	41,023	65,842	75,971	294,432	477,268	200,000	61.7%	-1.8%	
09/12/2022	2226	28,690	60,923	53,821	66,695	258,474	468,603	225,000	55.2%	30.7%	09/15/2022	2227	40,441	75,861	104,174	392,163	612,639	350,000	64.0%	13.6%	
09/19/2022	2228	28,933	88,467	82,737	103,990	391,601	695,728	525,000	56.3%	26.4%	09/22/2022	2229	42,555	116,288	159,294	561,071	879,208	725,000	63.8%	24.9%	
09/26/2022	2230	31,511	151,359	138,428	160,127	616,267	1,097,692	1,025,000	56.1%	-56.4%	09/29/2022	2231	45,216	61,407	73,701	298,026	478,350	200,000	62.3%	1.4%	
10/03/2022	2232	28,772	62,393	55,184	67,020	271,642	485,011	225,000	56.0%	26.7%	10/06/2022	2233	40,800	77,029	102,537	394,106	614,472	350,000	64.1%	13.4%	
10/10/2022	2234	29,492	90,315	83,443	101,101	392,483	696,834	525,000	56.3%	23.6%	10/13/2022	2235	42,282	112,283	155,475	550,946	860,986	725,000	64.0%	-49.2%	
10/17/2022	2236	31,092	61,862	50,715	59,058	234,974	437,701	200,000	53.7%	10.5%	10/20/2022	2237	40,156	61,113	79,449	303,097	483,815	225,000	62.6%	14.8%	
10/24/2022	2238	28,147	68,245	64,055	81,301	313,762	555,510	350,000	56.5%	34.0%	10/27/2022	2239	40,383	94,789	142,231	466,769	744,172	500,000	62.7%	-39.1%	
10/31/2022	2240	29,503	56,937	59,896	64,591	242,000	452,927	200,000	53.4%		11/03/2022	2241									




Est Sales: Monday		Est Draw Sales: Thursday	
53.2%	54.2%	10.5%	16.0%
239,772	249,612	500,484	525,395

\*Estimated Support for Jackpot Prize \$107,706  
 Less: Current Advertised Jackpot \$200,000  
**\*\*Amount necessary to fund advertised jackpot (92,294) Under**

	low	high
	Estimated Total Draw Sales for the Current Roll Cycle	\$452,927
Estimated Sales for Next Draw	\$501,000	\$525,000
Estimated Total Draw Sales for the Roll Cycle	\$953,927	\$977,927
<b>**Estimated Support for the Jackpot Prize In the Next Draw</b>	<b>\$226,844</b>	<b>\$232,551</b>

Thursday Prospective Jackpot	\$225,000
Difference from Estimated Support	\$1,844
Thursday Prospective Jackpot	\$250,000
<b>**Amount necessary to fund prospective jackpot</b>	<b>(23,156)</b>
Thursday Prospective Jackpot	\$275,000
<b>**Amount necessary to fund prospective jackpot</b>	<b>(48,156)</b>

### Approval for Estimated Jackpot Amount to Advertise

\$225,000			10/31/22 11:18 AM
Jackpot Amount	Kelly Stuckey	Controller	Date
\$225,000			10/31/22 11:23 AM
Jackpot Amount	Robert Tirloni	Lottery Operations Director	Date
\$225,000			10/31/22 12:17 PM
Jackpot Amount	Gary Grief	Executive Director	Date

\*Estimated total draw sales may be adjusted to include promotional wagers associated with this game.  
 \*\*If additional funds are required, funds will be taken from the State Lottery Account as identified in Government Code, § 466.355