

Texas Two Step Jackpot Estimation Worksheet




Monday Date	Draw #	Advance	Friday	Saturday	Sunday	Monday	Total Draw Sales	Monday Advised Jackpot	Mon % of Total Draw Sales	% Change from Monday rolling to Thursday	Thursday Date	Draw #	Advance	Tuesday	Wednesday	Thursday	Total Draw Sales	Thursday Advised Jackpot	Thu % of Total Draw Sales	% Change from Thursday rolling to Monday
07/04/2022	2206	27,090	71,550	65,135	80,969	251,614	496,358	325,000	50.7%	42.8%	07/07/2022	2207	37,832	96,140	124,384	450,446	708,802	500,000	63.6%	11.2%
07/11/2022	2208	29,579	103,042	95,763	118,215	441,681	788,280	675,000	56.0%	-44.0%	07/14/2022	2209	41,882	58,143	69,893	271,451	441,369	200,000	61.5%	1.6%
07/18/2022	2210	28,191	58,704	53,437	65,681	242,461	448,474	225,000	54.1%	33.0%	07/21/2022	2211	39,217	77,595	99,495	380,330	596,637	350,000	63.7%	16.5%
07/25/2022	2212	28,640	94,999	84,832	101,897	384,538	694,906	500,000	55.3%	39.0%	07/28/2022	2213	41,542	137,398	167,196	619,666	965,802	725,000	64.2%	30.6%
08/01/2022	2214	31,553	210,746	153,571	186,507	678,538	1,260,915	1,000,000	53.8%	18.0%	08/04/2022	2215	46,974	228,590	295,669	916,287	1,487,520	1,325,000	61.6%	10.3%
08/08/2022	2216	35,448	246,975	231,084	244,058	883,098	1,640,663	1,750,000	53.8%	-69.0%	08/11/2022	2217	50,155	66,827	79,295	311,626	507,903	200,000	61.4%	-3.6%
08/15/2022	2218	30,739	64,720	60,485	69,549	264,342	489,835	200,000	54.0%	7.1%	08/18/2022	2219	42,232	69,487	88,373	324,424	524,516	225,000	61.9%	15.0%
08/22/2022	2220	28,644	78,067	75,067	92,960	328,708	603,446	350,000	54.5%	29.8%	08/25/2022	2221	42,735	103,142	143,608	493,873	783,358	525,000	63.0%	12.0%
08/29/2022	2222	30,370	113,220	108,440	130,749	494,444	877,223	750,000	56.4%	34.0%	09/01/2022	2223	45,042	159,387	225,545	745,326	1,175,300	1,000,000	63.4%	-62.7%
09/05/2022	2224	33,574	64,392	53,715	60,837	225,545	438,063	200,000	51.5%	8.9%	09/08/2022	2225	41,023	65,842	75,971	294,432	477,268	200,000	61.7%	-1.8%
09/12/2022	2226	28,690	60,923	53,821	66,695	258,474	468,603	225,000	55.2%	30.7%	09/15/2022	2227	40,441	75,861	104,174	392,163	612,639	350,000	64.0%	13.6%
09/19/2022	2228	28,933	88,467	82,737	103,990	391,601	695,728	525,000	56.3%	26.4%	09/22/2022	2229	42,555	116,288	159,294	561,071	879,208	725,000	63.8%	24.9%
09/26/2022	2230	31,511	151,359	138,428	160,127	616,267	1,097,692	1,025,000	56.1%	-56.4%	09/29/2022	2231	45,216	61,407	73,701	298,026	478,350	200,000	62.3%	1.4%
10/03/2022	2232	28,772	62,393	55,184	67,020	271,642	485,011	225,000	56.0%	26.7%	10/06/2022	2233	40,800	77,029	102,537	394,106	614,472	350,000	64.1%	13.4%
10/10/2022	2234	29,492	90,315	83,443	101,101	392,483	696,834	525,000	56.3%	23.6%	10/13/2022	2235	42,282	112,283	155,475	550,946	860,986	725,000	64.0%	-49.2%
10/17/2022	2236	31,092	61,862	50,715	59,058	234,974	437,701	200,000	53.7%	10.5%	10/20/2022	2237	40,156	61,113	79,449	303,097	483,815	225,000	62.6%	14.8%
10/24/2022	2238	28,147	68,245	64,055	81,301	313,762	555,510	350,000	56.5%	34.0%	10/27/2022	2239	40,383	94,789	142,231	466,769	744,172	500,000	62.7%	-37.8%
10/31/2022	2240	29,503	56,937	59,896	64,591	252,242	463,169	200,000	54.5%	14.8%	11/03/2022	2241	39,749	72,124	107,180	312,712	531,765	225,000	58.8%	17.9%
11/07/2022	2242	28,303	77,622	88,258	85,410	347,249	626,842	375,000	55.4%	27.6%	11/10/2022	2243	41,053	99,424	148,438	510,783	799,698	550,000	63.9%	-45.3%
11/14/2022	2244	28,861	60,031	56,019	60,964	231,351	437,226	200,000	52.9%	16.3%	11/17/2022	2245	38,373	64,719	83,942	321,490	508,524	225,000	63.2%	6.7%
11/21/2022	2246	27,613	74,166	62,003	79,489	299,503	542,774	350,000	55.2%	-26.0%	11/24/2022	2247	40,674	69,993	104,985	185,731	401,383	200,000	46.3%	11.2%
11/28/2022	2248	26,709	55,809	53,086	65,606	245,304	446,514	225,000	54.9%	32.3%	12/01/2022	2249	39,577	74,056	98,795	378,532	590,960	325,000	64.1%	8.5%
12/05/2022	2250	27,771	85,674	78,804	94,546	354,574	641,369	475,000	55.3%	-29.4%	12/08/2022	2251	41,664	60,742	72,896	277,303	452,605	200,000	61.3%	-1.5%
12/12/2022	2252	27,390	59,294	50,845	62,045	246,398	445,972	225,000	55.2%	-0.8%	12/15/2022	2253	39,174	57,338	72,612	273,381	442,505	200,000	61.8%	-1.9%
12/19/2022	2254	26,428	58,654	51,734	62,008	235,428	434,252	225,000	54.2%	43.7%	12/22/2022	2255	38,632	79,714	115,733	390,000	624,079	350,000	62.5%	

Est Sales: Thursday		Est Draw Sales: Monday	
62.2%	63.2%	5.7%	10.7%
385,178	402,005	659,652	690,855

*Estimated Support for Jackpot Prize	\$356,899
Less: Current Advised Jackpot	\$350,000
Difference from Estimated Support	6,899 Over

If there is no jackpot prize ticket sold in tonight's drawing:	low	high
	Estimated Total Draw Sales for the Current Roll Cycle	\$1,500,836 \$1,500,836
	Estimated Sales for Next Draw	\$660,000 \$690,000
	Estimated Total Draw Sales for the Roll Cycle	\$2,160,836 \$2,190,836
**Estimated Support for the Jackpot Prize In the Next Draw	\$513,847	\$520,981
Monday Prospective Jackpot	\$475,000	
Difference from Estimated Support	\$38,847	
Monday Prospective Jackpot	\$500,000	
Difference from Estimated Support	\$13,847	
Monday Prospective Jackpot	\$525,000	
**Amount necessary to fund prospective jackpot	(11,153)	

Approval for Estimated Jackpot Amount to Advertise

\$500,000		12/22/22 11:45 AM	For Kelly Stuckey
Jackpot Amount	Kelly Stuckey	Controller	
		Date	
\$500,000		12/22/22 12:03 PM	
Jackpot Amount	Robert Tirloni	Lottery Operations Director	
		Date	
\$500,000		12/22/22 12:39 PM	
Jackpot Amount	Ryan Mindell	Deputy Executive Director	
		Date	

*Estimated total draw sales may be adjusted to include promotional wagers associated with this game.
**If additional funds are required, funds will be taken from the State Lottery Account as identified in Government Code, § 466.355