

## Texas Two Step Jackpot Estimation Worksheet

Monday Date	Draw #	Advance	Friday	Saturday	Sunday	Monday	Total Draw Sales	Monday Advertised Jackpot	Mon % of Total Draw Sales	% Change from Monday rolling to Thursday	Thursday Date	Draw #	Advance	Tuesday	Wednesday	Thursday	Total Draw Sales	Thursday Advertised Jackpot	Thu % of Total Draw Sales	% Change from Thursday rolling to Monday	
08/22/2022	2220	28,644	78,067	75,067	92,960	328,708	603,446	350,000	54.5%	29.8%	08/25/2022	2221	42,735	103,142	143,608	493,873	783,358	525,000	63.0%	12.0%	
08/29/2022	2222	30,370	113,220	108,440	130,749	494,444	877,223	750,000	56.4%	34.0%	09/01/2022	2223	45,042	159,387	225,545	745,326	1,175,300	1,000,000	63.4%	-62.7%	
09/05/2022	2224	33,574	64,392	53,715	60,837	225,545	438,063	200,000	51.5%	8.9%	09/08/2022	2225	41,023	65,842	75,971	294,432	477,268	200,000	61.7%	-1.8%	
09/12/2022	2226	28,690	60,923	53,821	66,695	258,474	468,603	225,000	55.2%	30.7%	09/15/2022	2227	40,441	75,861	104,174	392,163	612,639	350,000	64.0%	13.6%	
09/19/2022	2228	28,933	88,467	82,737	103,990	391,601	695,728	525,000	56.3%	26.4%	09/22/2022	2229	42,555	116,288	159,294	561,071	879,208	725,000	63.8%	24.9%	
09/26/2022	2230	31,511	151,359	138,428	160,127	616,267	1,097,692	1,025,000	56.1%	-56.4%	09/29/2022	2231	45,216	61,407	73,701	298,026	478,350	200,000	62.3%	1.4%	
10/03/2022	2232	28,772	62,393	55,184	67,020	271,642	485,011	225,000	56.0%	26.7%	10/06/2022	2233	40,800	77,029	102,537	394,106	614,472	350,000	64.1%	13.4%	
10/10/2022	2234	29,492	90,315	83,443	101,101	392,483	696,834	525,000	56.3%	23.6%	10/13/2022	2235	42,282	112,283	155,475	550,946	860,986	725,000	64.0%	-49.2%	
10/17/2022	2236	31,092	61,862	50,715	59,058	234,974	437,701	200,000	53.7%	10.5%	10/20/2022	2237	40,156	61,113	79,449	303,097	483,815	225,000	62.6%	14.8%	
10/24/2022	2238	28,147	68,245	64,055	81,301	313,762	555,510	350,000	56.5%	34.0%	10/27/2022	2239	40,383	94,789	142,231	466,769	744,172	500,000	62.7%	-37.8%	
10/31/2022	2240	29,503	56,937	59,896	64,591	252,242	463,169	200,000	54.5%	14.8%	11/03/2022	2241	39,749	72,124	107,180	312,712	531,765	225,000	58.8%	17.9%	
11/07/2022	2242	28,303	77,622	88,258	85,410	347,249	626,842	375,000	55.4%	27.6%	11/10/2022	2243	41,053	99,424	148,438	510,783	799,698	550,000	63.9%	-45.3%	
11/14/2022	2244	28,861	60,031	56,019	60,964	231,351	437,226	200,000	52.9%	16.3%	11/17/2022	2245	38,373	64,719	83,942	321,490	508,524	225,000	63.2%	6.7%	
11/21/2022	2246	27,613	74,166	62,003	79,489	299,503	542,774	350,000	55.2%	-26.0%	11/24/2022	2247	40,674	69,993	104,985	185,731	401,383	200,000	46.3%	11.2%	
11/28/2022	2248	26,709	55,809	53,086	65,606	245,304	446,514	225,000	54.9%	32.3%	12/01/2022	2249	39,577	74,056	98,795	378,532	590,960	325,000	64.1%	8.5%	
12/05/2022	2250	27,771	85,674	78,804	94,546	354,574	641,369	475,000	55.3%	-29.4%	12/08/2022	2251	41,664	60,742	72,896	277,303	452,605	200,000	61.3%	-1.5%	
12/12/2022	2252	27,390	59,294	50,845	62,045	246,398	445,972	225,000	55.2%	-0.8%	12/15/2022	2253	39,174	57,338	72,612	273,381	442,505	200,000	61.8%	-1.9%	
12/19/2022	2254	26,428	58,654	51,734	62,008	235,428	434,252	225,000	54.2%	34.1%	12/22/2022	2255	38,632	79,714	115,733	348,067	582,146	350,000	59.8%	2.2%	
12/26/2022	2256	28,350	84,515	79,911	50,513	351,504	594,793	500,000	59.1%	45.5%	12/29/2022	2257	39,307	127,404	164,394	534,186	865,291	700,000	61.7%	-49.3%	
01/02/2023	2258	29,940	71,586	60,593	54,203	222,307	438,629	200,000	50.7%	14.0%	01/05/2023	2259	38,554	72,898	81,004	307,523	499,979	225,000	61.5%	14.9%	
01/09/2023	2260	27,485	82,167	74,085	80,832	310,117	574,686	350,000	54.0%	36.4%	01/12/2023	2261	40,464	110,745	136,680	496,147	784,036	525,000	63.3%	5.2%	
01/16/2023	2262	29,395	136,166	100,046	117,321	442,084	825,012	700,000	53.6%	-40.9%	01/19/2023	2263	42,342	66,596	74,914	304,099	487,951	200,000	62.3%	-3.3%	
01/23/2023	2264	28,043	64,414	59,698	67,324	252,311	471,790	225,000	53.5%	28.3%	01/26/2023	2265	40,020	67,713	111,045	386,598	605,376	350,000	63.9%	9.3%	
01/30/2023	2266	27,993	93,185	88,882	97,062	354,665	661,787	500,000	53.6%	13.4%	02/02/2023	2267	40,985	88,404	122,470	498,456	750,315	650,000	66.4%	32.0%	
02/06/2023	2268	27,726	143,203	138,480	146,310	535,000	990,719	900,000	54.0%		02/09/2023	2269									

Est Sales: Monday		Est Draw Sales: Thursday	
53.5%	54.5%	18.5%	21.2%
524,322	545,861	1,174,002	1,200,751

\*Estimated Support for Jackpot Prize      \$943,576  
 Less: Current Advertised Jackpot      \$900,000  
 Difference from Estimated Support      43,576 Over

If there is no jackpot prize ticket sold in tonight's drawing:




	low	high
Estimated Total Draw Sales for the Current Roll Cycle	\$3,967,938	\$3,967,938
Estimated Sales for Next Draw	\$1,175,000	\$1,200,000
Estimated Total Draw Sales for the Roll Cycle	<u>\$5,142,938</u>	<u>\$5,167,938</u>
**Estimated Support for the Jackpot Prize In the Next Draw	<u>\$1,222,991</u>	<u>\$1,228,936</u>

Thursday Prospective Jackpot      **\$1,175,000**  
 Difference from Estimated Support      \$47,991

Thursday Prospective Jackpot      **\$1,200,000**  
 Difference from Estimated Support      \$22,991

Thursday Prospective Jackpot      **\$1,225,000**  
 \*\*Amount necessary to fund prospective jackpot      **(2,009)**

### Approval for Estimated Jackpot Amount to Advertise

\$1,200,000			2/6/23 11:19 AM
Jackpot Amount	Kelly Stuckey	Controller	Date
\$1,200,000			2/6/23 11:29 AM
Jackpot Amount	Robert Tirloni	Lottery Operations Director	Date
\$1,200,000			2/6/23 11:30 AM
Jackpot Amount	Ryan Mindell	Deputy Executive Director	Date

\*Estimated total draw sales may be adjusted to include promotional wagers associated with this game.  
 \*\*If additional funds are required, funds will be taken from the State Lottery Account as identified in Government Code, § 466.355