

Texas Two Step Jackpot Estimation Worksheet

Monday Date	Draw #	Advance	Friday	Saturday	Sunday	Monday	Total Draw Sales	Monday Advertised Jackpot	Mon % of Total Draw Sales	% Change from Monday rolling to Thursday	Thursday Date	Draw #	Advance	Tuesday	Wednesday	Thursday	Total Draw Sales	Thursday Advertised Jackpot	Thu % of Total Draw Sales	% Change from Thursday rolling to Monday
10/17/2022	2236	31,092	61,862	50,715	59,058	234,974	437,701	200,000	53.7%	10.5%	10/20/2022	2237	40,156	61,113	79,449	303,097	483,815	225,000	62.6%	14.8%
10/24/2022	2238	28,147	68,245	64,055	81,301	313,762	555,510	350,000	56.5%	34.0%	10/27/2022	2239	40,383	94,789	142,231	466,769	744,172	500,000	62.7%	-37.8%
10/31/2022	2240	29,503	56,937	59,896	64,591	252,242	463,169	200,000	54.5%	14.8%	11/03/2022	2241	39,749	72,124	107,180	312,712	531,765	225,000	58.8%	17.9%
11/07/2022	2242	28,303	77,622	88,258	85,410	347,249	626,842	375,000	55.4%	27.6%	11/10/2022	2243	41,053	99,424	148,438	510,783	799,698	550,000	63.9%	-45.3%
11/14/2022	2244	28,861	60,031	56,019	60,964	231,351	437,226	200,000	52.9%	16.3%	11/17/2022	2245	38,373	64,719	83,942	321,490	508,524	225,000	63.2%	6.7%
11/21/2022	2246	27,613	74,166	62,003	79,489	299,503	542,774	350,000	55.2%	-26.0%	11/24/2022	2247	40,674	69,993	104,985	185,731	401,383	200,000	46.3%	11.2%
11/28/2022	2248	26,709	55,809	53,086	65,606	245,304	446,514	225,000	54.9%	32.3%	12/01/2022	2249	39,577	74,056	98,795	378,532	590,960	325,000	64.1%	8.5%
12/05/2022	2250	27,771	85,674	78,804	94,546	354,574	641,369	475,000	55.3%	-29.4%	12/08/2022	2251	41,664	60,742	72,896	277,303	452,605	200,000	61.3%	-1.5%
12/12/2022	2252	27,390	59,294	50,845	62,045	246,398	445,972	225,000	55.2%	-0.8%	12/15/2022	2253	39,174	57,338	72,612	273,381	442,505	200,000	61.8%	-1.9%
12/19/2022	2254	26,428	58,654	51,734	62,008	235,428	434,252	225,000	54.2%	34.1%	12/22/2022	2255	38,632	79,714	115,733	348,067	582,146	350,000	59.8%	2.2%
12/26/2022	2256	28,350	84,515	79,911	50,513	351,504	594,793	500,000	59.1%	45.5%	12/29/2022	2257	39,307	127,404	164,394	534,186	865,291	700,000	61.7%	-49.3%
01/02/2023	2258	29,940	71,586	60,593	54,203	222,307	438,629	200,000	50.7%	14.0%	01/05/2023	2259	38,554	72,898	81,004	307,523	499,979	225,000	61.5%	14.9%
01/09/2023	2260	27,485	82,167	74,085	80,832	310,117	574,686	350,000	54.0%	36.4%	01/12/2023	2261	40,464	110,745	136,680	496,147	784,036	525,000	63.3%	5.2%
01/16/2023	2262	29,395	136,166	100,046	117,321	442,084	825,012	700,000	53.6%	-40.9%	01/19/2023	2263	42,342	66,596	74,914	304,099	487,951	200,000	62.3%	-3.3%
01/23/2023	2264	28,043	64,414	59,698	67,324	252,311	471,790	225,000	53.5%	28.3%	01/26/2023	2265	40,020	67,713	111,045	386,598	605,376	350,000	63.9%	9.3%
01/30/2023	2266	27,993	93,185	88,882	97,062	354,665	661,787	500,000	53.6%	13.4%	02/02/2023	2267	40,985	88,404	122,470	498,456	750,315	650,000	66.4%	30.4%
02/06/2023	2268	27,726	143,203	138,480	146,310	522,606	978,325	900,000	53.4%	-50.9%	02/09/2023	2269	45,044	63,694	76,829	294,960	480,527	200,000	61.4%	-1.8%
02/13/2023	2270	27,854	64,254	59,990	64,338	255,352	471,788	225,000	54.1%	31.7%	02/16/2023	2271	40,344	79,672	113,589	387,529	621,134	350,000	62.4%	13.3%
02/20/2023	2272	27,763	96,567	93,270	103,843	382,011	703,454	525,000	54.3%	-32.8%	02/23/2023	2273	42,262	64,233	78,090	288,167	472,752	200,000	61.0%	1.1%
02/27/2023	2274	27,358	62,845	59,740	68,111	259,757	477,811	225,000	54.4%	29.1%	03/02/2023	2275	39,424	80,846	110,110	386,321	616,701	350,000	62.6%	15.0%
03/06/2023	2276	27,398	91,848	90,389	108,511	390,752	708,898	525,000	55.1%	24.9%	03/09/2023	2277	42,389	122,666	176,568	543,881	885,504	750,000	61.4%	-50.5%
03/13/2023	2278	29,688	63,109	55,389	59,627	230,487	438,300	200,000	52.6%	13.0%	03/16/2023	2279	39,928	62,547	87,961	304,973	495,409	225,000	61.6%	14.3%
03/20/2023	2280	27,185	74,537	69,633	83,891	311,182	566,428	350,000	54.9%	29.9%	03/23/2023	2281	40,583	95,603	140,266	459,360	735,812	525,000	62.4%	9.4%
03/27/2023	2282	28,522	110,640	103,775	120,601	441,437	804,975	725,000	54.8%	28.5%	03/30/2023	2283	42,446	139,889	203,005	648,937	1,034,277	975,000	62.7%	11.1%
04/03/2023	2284	30,416	172,177	163,433	163,198	620,000	1,149,224	1,250,000	53.9%		04/06/2023	2285								

Est Sales: Monday		Est Draw Sales: Thursday	
53.5%	54.5%	18.0%	22.5%
608,892	633,906	1,356,084	1,407,799


*Estimated Support for Jackpot Prize \$1,242,368
 Less: Current Advertised Jackpot \$1,250,000
 **Amount necessary to fund advertised jackpot (7,632) Under


If there is no jackpot prize ticket sold in tonight's drawing:


	low	high
Estimated Total Draw Sales for the Current Roll Cycle	\$5,224,425	\$5,224,425
Estimated Sales for Next Draw	\$1,357,000	\$1,407,000
Estimated Total Draw Sales for the Roll Cycle	\$6,581,425	\$6,631,425
**Estimated Support for the Jackpot Prize In the Next Draw	\$1,565,063	\$1,576,953

Thursday Prospective Jackpot	\$1,525,000
Difference from Estimated Support	\$40,063
Thursday Prospective Jackpot	\$1,550,000
Difference from Estimated Support	\$15,063
Thursday Prospective Jackpot	\$1,575,000
**Amount necessary to fund prospective jackpot	(9,937)

Approval for Estimated Jackpot Amount to Advertise

\$1,550,000  4/3/23 10:57 AM
 Jackpot Amount Kelly Stuckey Controller Date

\$1,550,000  4/3/23 11:22 AM
 Jackpot Amount Robert Tirloni Lottery Operations Director Date

\$1,550,000  4/3/23 11:35 AM
 Jackpot Amount Ryan Mindell Deputy Executive Director Date

*Estimated total draw sales may be adjusted to include promotional wagers associated with this game.
 **If additional funds are required, funds will be taken from the State Lottery Account as identified in Government Code, § 466.355