

Texas Two Step Jackpot Estimation Worksheet

Monday Date	Draw #	Advance	Friday	Saturday	Sunday	Monday	Total Draw Sales	Monday Advertised Jackpot	Mon % of Total Draw Sales	% Change from Monday rolling to Thursday	Thursday Date	Draw #	Advance	Tuesday	Wednesday	Thursday	Total Draw Sales	Thursday Advertised Jackpot	Thu % of Total Draw Sales	% Change from Thursday rolling to Monday
01/02/2023	2258	29,940	71,586	60,593	54,203	222,307	438,629	200,000	50.7%	14.0%	01/05/2023	2259	38,554	72,898	81,004	307,523	499,979	225,000	61.5%	14.9%
01/09/2023	2260	27,485	82,167	74,085	80,832	310,117	574,686	350,000	54.0%	36.4%	01/12/2023	2261	40,464	110,745	136,680	496,147	784,036	525,000	63.3%	5.2%
01/16/2023	2262	29,395	136,166	100,046	117,321	442,084	825,012	700,000	53.6%	-40.9%	01/19/2023	2263	42,342	66,596	74,914	304,099	487,951	200,000	62.3%	-3.3%
01/23/2023	2264	28,043	64,414	59,698	67,324	252,311	471,790	225,000	53.5%	28.3%	01/26/2023	2265	40,020	67,713	111,045	386,598	605,376	350,000	63.9%	9.3%
01/30/2023	2266	27,993	93,185	88,882	97,062	354,665	661,787	500,000	53.6%	13.4%	02/02/2023	2267	40,985	88,404	122,470	498,456	750,315	650,000	66.4%	30.4%
02/06/2023	2268	27,726	143,203	138,480	146,310	522,606	978,325	900,000	53.4%	-50.9%	02/09/2023	2269	45,044	63,694	76,829	294,960	480,527	200,000	61.4%	-1.8%
02/13/2023	2270	27,854	64,254	59,990	64,338	255,352	471,788	225,000	54.1%	31.7%	02/16/2023	2271	40,344	79,672	113,589	387,529	621,134	350,000	62.4%	13.3%
02/20/2023	2272	27,763	96,567	93,270	103,843	382,011	703,454	525,000	54.3%	-32.8%	02/23/2023	2273	42,262	64,233	78,090	288,167	472,752	200,000	61.0%	1.1%
02/27/2023	2274	27,358	62,845	59,740	68,111	259,757	477,811	225,000	54.4%	29.1%	03/02/2023	2275	39,424	80,846	110,110	386,321	616,701	350,000	62.6%	15.0%
03/06/2023	2276	27,398	91,848	90,389	108,511	390,752	708,898	525,000	55.1%	24.9%	03/09/2023	2277	42,389	122,666	176,568	543,881	885,504	750,000	61.4%	-50.5%
03/13/2023	2278	29,688	63,109	55,389	59,627	230,487	438,300	200,000	52.6%	13.0%	03/16/2023	2279	39,928	62,547	87,961	304,973	495,409	225,000	61.6%	14.3%
03/20/2023	2280	27,185	74,537	69,633	83,891	311,182	566,428	350,000	54.9%	29.9%	03/23/2023	2281	40,583	95,603	140,266	459,360	735,812	525,000	62.4%	9.4%
03/27/2023	2282	28,522	110,640	103,775	120,601	441,437	804,975	725,000	54.8%	28.5%	03/30/2023	2283	42,446	139,889	203,005	648,937	1,034,277	975,000	62.7%	12.2%
04/03/2023	2284	30,416	172,177	163,433	163,198	631,131	1,160,355	1,250,000	54.4%	12.3%	04/06/2023	2285	46,314	195,229	276,462	784,679	1,302,684	1,550,000	60.2%	-65.5%
04/10/2023	2286	33,123	65,819	61,600	49,247	239,023	448,812	200,000	53.3%	13.7%	04/13/2023	2287	40,989	67,672	86,139	315,438	510,238	225,000	61.8%	14.5%
04/17/2023	2288	28,454	76,147	72,848	83,910	322,874	584,233	350,000	55.3%	31.6%	04/20/2023	2289	42,195	102,350	147,065	477,267	768,877	525,000	62.1%	15.5%
04/24/2023	2290	30,456	117,194	119,082	123,353	498,221	888,306	725,000	56.1%	-44.9%	04/27/2023	2291	45,190	66,018	78,907	298,966	489,081	200,000	61.1%	-4.8%
05/01/2023	2292	29,162	61,627	57,168	67,201	250,490	465,648	200,000	53.8%	10.0%	05/04/2023	2293	41,217	68,768	87,415	314,973	512,373	225,000	61.5%	-13.8%
05/08/2023	2294	28,751	60,383	52,631	60,432	239,306	441,503	200,000	54.2%	12.8%	05/11/2023	2295	39,438	63,436	82,175	313,015	498,064	225,000	62.8%	11.5%
05/15/2023	2296	27,823	74,114	66,518	76,263	310,477	555,195	350,000	55.9%	27.4%	05/18/2023	2297	41,083	94,579	127,080	444,363	707,105	525,000	62.8%	11.7%
05/22/2023	2298	29,563	108,008	99,931	114,639	437,505	789,646	700,000	55.4%	-41.5%	05/25/2023	2299	44,269	60,943	76,095	280,508	461,815	200,000	60.7%	-13.3%
05/29/2023	2300	28,270	57,544	51,518	58,298	204,937	400,567	200,000	51.2%	25.0%	06/01/2023	2301	38,314	68,491	81,571	312,345	500,721	225,000	62.4%	8.9%
06/05/2023	2302	28,128	72,813	67,852	81,274	295,051	545,118	325,000	54.1%	27.2%	06/08/2023	2303	40,625	92,630	126,128	433,825	693,208	500,000	62.6%	-38.7%
06/12/2023	2304	29,074	59,318	51,449	58,271	227,063	425,175	200,000	53.4%	12.7%	06/15/2023	2305	39,401	60,665	78,040	301,149	479,255	225,000	62.8%	8.4%
06/19/2023	2306	27,547	69,916	66,144	74,024	282,000	519,631	325,000	54.3%		06/22/2023	2307								

Est Sales: Monday		Est Draw Sales: Thursday	
54.0%	55.0%	29.0%	34.0%
278,958	290,438	670,324	696,306




*Estimated Support for Jackpot Prize \$338,642
 Less: Current Advertised Jackpot \$325,000
 Difference from Estimated Support 13,642 Over

If there is no jackpot prize ticket sold in tonight's drawing:

	low	high
Estimated Total Draw Sales for the Current Roll Cycle	\$1,424,061	\$1,424,061
Estimated Sales for Next Draw	\$671,000	\$696,000
Estimated Total Draw Sales for the Roll Cycle	\$2,095,061	\$2,120,061
**Estimated Support for the Jackpot Prize In the Next Draw	\$498,206	\$504,151

Thursday Prospective Jackpot	\$450,000
Difference from Estimated Support	\$48,206
Thursday Prospective Jackpot	\$475,000
Difference from Estimated Support	\$23,206
Thursday Prospective Jackpot	\$500,000
**Amount necessary to fund prospective jackpot	(1,794)

Approval for Estimated Jackpot Amount to Advertise

\$475,000		6/19/23 11:29 AM
Jackpot Amount	Kelly Stuckey Controller	Date
\$475,000		6/19/23 11:40 AM
Jackpot Amount	Robert Tirloni Lottery Operations Director	Date
\$475,000		6/19/23 11:54 AM
Jackpot Amount	Ryan Mindell Deputy Executive Director	Date

For Ryan Mindell

*Estimated total draw sales may be adjusted to include promotional wagers associated with this game.
 **If additional funds are required, funds will be taken from the State Lottery Account as identified in Government Code, § 466.355