

Texas Two Step Jackpot Estimation Worksheet

Monday Date	Draw #	Advance	Friday	Saturday	Sunday	Monday	Total Draw Sales	Monday Advertised Jackpot	Mon % of Total Draw Sales	% Change from Monday rolling to Thursday	Thursday Date	Draw #	Advance	Tuesday	Wednesday	Thursday	Total Draw Sales	Thursday Advertised Jackpot	Thu % of Total Draw Sales	% Change from Thursday rolling to Monday
03/13/2023	2278	29,688	63,109	55,389	59,627	230,487	438,300	200,000	52.6%	13.0%	03/16/2023	2279	39,928	62,547	87,961	304,973	495,409	225,000	61.6%	14.3%
03/20/2023	2280	27,185	74,537	69,633	83,891	311,182	566,428	350,000	54.9%	29.9%	03/23/2023	2281	40,583	95,603	140,266	459,360	735,812	525,000	62.4%	9.4%
03/27/2023	2282	28,522	110,640	103,775	120,601	441,437	804,975	725,000	54.8%	28.5%	03/30/2023	2283	42,446	139,889	203,005	648,937	1,034,277	975,000	62.7%	12.2%
04/03/2023	2284	30,416	172,177	163,433	163,198	631,131	1,160,355	1,250,000	54.4%	12.3%	04/06/2023	2285	46,314	195,229	276,462	784,679	1,302,684	1,550,000	60.2%	-65.5%
04/10/2023	2286	33,123	65,819	61,600	49,247	239,023	448,812	200,000	53.3%	13.7%	04/13/2023	2287	40,989	67,672	86,139	315,438	510,238	225,000	61.8%	14.5%
04/17/2023	2288	28,454	76,147	72,848	83,910	322,874	584,233	350,000	55.3%	31.6%	04/20/2023	2289	42,195	102,350	147,065	477,267	768,877	525,000	62.1%	15.5%
04/24/2023	2290	30,456	117,194	119,082	123,353	498,221	888,306	725,000	56.1%	-44.9%	04/27/2023	2291	45,190	66,018	78,907	298,966	489,081	200,000	61.1%	-4.8%
05/01/2023	2292	29,162	61,627	57,168	67,201	250,490	465,648	200,000	53.8%	10.0%	05/04/2023	2293	41,217	68,768	87,415	314,973	512,373	225,000	61.5%	-13.8%
05/08/2023	2294	28,751	60,383	52,631	60,432	239,306	441,503	200,000	54.2%	12.8%	05/11/2023	2295	39,438	63,436	82,175	313,015	498,064	225,000	62.8%	11.5%
05/15/2023	2296	27,823	74,114	66,518	76,263	310,477	555,195	350,000	55.9%	27.4%	05/18/2023	2297	41,083	94,579	127,080	444,363	707,105	525,000	62.8%	11.7%
05/22/2023	2298	29,563	108,008	99,931	114,639	437,505	789,646	700,000	55.4%	-41.5%	05/25/2023	2299	44,269	60,943	76,095	280,508	461,815	200,000	60.7%	-13.3%
05/29/2023	2300	28,270	57,544	51,518	58,298	204,937	400,567	200,000	51.2%	25.0%	06/01/2023	2301	38,314	68,491	81,571	312,345	500,721	225,000	62.4%	8.9%
06/05/2023	2302	28,128	72,813	67,852	81,274	295,051	545,118	325,000	54.1%	27.2%	06/08/2023	2303	40,625	92,630	126,128	433,825	693,208	500,000	62.6%	-38.7%
06/12/2023	2304	29,074	59,318	51,449	58,271	227,063	425,175	200,000	53.4%	12.7%	06/15/2023	2305	39,401	60,665	78,040	301,149	479,255	225,000	62.8%	9.9%
06/19/2023	2306	27,547	69,916	66,144	74,024	289,196	526,827	325,000	54.9%	27.7%	06/22/2023	2307	40,259	87,567	116,932	428,162	672,920	475,000	63.6%	9.9%
06/26/2023	2308	28,702	99,109	95,100	109,054	407,468	739,433	675,000	55.1%	-37.6%	06/29/2023	2309	42,413	59,979	75,670	283,035	461,097	200,000	61.4%	1.3%
07/03/2023	2310	27,433	63,466	59,135	65,682	251,358	467,074	225,000	53.8%	29.8%	07/06/2023	2311	39,332	65,379	113,512	388,081	606,304	350,000	64.0%	-25.5%
07/10/2023	2312	28,128	67,485	58,526	61,305	236,015	451,459	200,000	52.3%	12.8%	07/13/2023	2313	39,163	66,994	91,668	311,536	509,361	225,000	61.2%	14.9%
07/17/2023	2314	27,680	80,366	75,743	82,956	318,739	585,484	350,000	54.4%	37.3%	07/20/2023	2315	40,827	111,891	161,342	489,766	803,826	525,000	60.9%	3.5%
07/24/2023	2316	29,590	118,363	108,066	122,517	453,033	831,569	750,000	54.5%	-41.3%	07/27/2023	2317	42,588	68,874	80,443	296,569	488,474	200,000	60.7%	-2.3%
07/31/2023	2318	27,784	71,282	59,893	67,355	250,932	477,246	225,000	52.6%	36.2%	08/03/2023	2319	39,031	91,298	108,537	411,235	650,101	350,000	63.3%	9.0%
08/07/2023	2320	28,305	108,479	88,861	104,168	379,109	708,922	525,000	53.5%	-31.0%	08/10/2023	2321	42,146	77,812	72,328	296,936	489,222	200,000	60.7%	-5.5%
08/14/2023	2322	27,528	62,182	58,152	68,068	246,409	462,339	225,000	53.3%	0.2%	08/17/2023	2323	39,492	60,706	75,707	287,408	463,313	200,000	62.0%	-8.5%
08/21/2023	2324	26,327	59,419	53,799	60,879	223,473	423,897	200,000	52.7%	11.7%	08/24/2023	2325	38,162	59,844	78,962	296,475	473,443	225,000	62.6%	9.9%
08/28/2023	2326	25,962	69,903	62,757	77,139	284,728	520,489	325,000	54.7%	30.5%	08/31/2023	2327	38,592	87,233	125,184	428,000	679,009	475,000	63.0%	

Est Sales: Thursday		Est Draw Sales: Monday	
63.0%	64.0%	8.0%	12.0%
427,394	446,238	733,330	760,490

*Estimated Support for Jackpot Prize \$498,628
 Less: Current Advertised Jackpot \$475,000
 Difference from Estimated Support 23,628 Over

If there is no jackpot prize ticket sold in tonight's drawing:

	low	high
Estimated Total Draw Sales for the Current Roll Cycle	\$2,096,838	\$2,096,838
Estimated Sales for Next Draw	\$734,000	\$760,000
Estimated Total Draw Sales for the Roll Cycle	\$2,830,838	\$2,856,838

**Estimated Support for the Jackpot Prize In the Next Draw \$673,173 \$679,356




Monday Prospective Jackpot \$625,000
 Difference from Estimated Support \$48,173

Monday Prospective Jackpot \$650,000
 Difference from Estimated Support \$23,173

Monday Prospective Jackpot \$675,000

**Amount necessary to fund prospective jackpot (1,827)

Approval for Estimated Jackpot Amount to Advertise

\$650,000		8/31/23 1:47 PM
Jackpot Amount	Kelly Stuckey Controller	Date
\$650,000		8/31/23 2:05 PM
Jackpot Amount	Robert Tironi Lottery Operations Division Director	Date
\$650,000		8/31/23 3:16 PM
Jackpot Amount	Ryan Mindell Deputy Executive Director	Date

For Kelly Stuckey

*Estimated total draw sales may be adjusted to include promotional wagers associated with this game.
 **If additional funds are required, funds will be taken from the State Lottery Account as identified in Government Code, § 466.355