

## Texas Two Step Jackpot Estimation Worksheet

Monday Date	Draw #	Advance	Friday	Saturday	Sunday	Monday	Total Draw Sales	Monday Advertised Jackpot	Mon % of Total Draw Sales	% Change from Monday rolling to Thursday	Thursday Date	Draw #	Advance	Tuesday	Wednesday	Thursday	Total Draw Sales	Thursday Advertised Jackpot	Thu % of Total Draw Sales	% Change from Thursday rolling to Monday
05/15/2023	2296	27,823	74,114	66,518	76,263	310,477	555,195	350,000	55.9%	27.4%	05/18/2023	2297	41,083	94,579	127,080	444,363	707,105	525,000	62.8%	11.7%
05/22/2023	2298	29,563	108,008	99,931	114,639	437,505	789,646	700,000	55.4%	-41.5%	05/25/2023	2299	44,269	60,943	76,095	280,508	461,815	200,000	60.7%	-13.3%
05/29/2023	2300	28,270	57,544	51,518	58,298	204,937	400,567	200,000	51.2%	25.0%	06/01/2023	2301	38,314	68,491	81,571	312,345	500,721	225,000	62.4%	8.9%
06/05/2023	2302	28,128	72,813	67,852	81,274	295,051	545,118	325,000	54.1%	27.2%	06/08/2023	2303	40,625	92,630	126,128	433,825	693,208	500,000	62.6%	-38.7%
06/12/2023	2304	29,074	59,318	51,449	58,271	227,063	425,175	200,000	53.4%	12.7%	06/15/2023	2305	39,401	60,665	78,040	301,149	479,255	225,000	62.8%	9.9%
06/19/2023	2306	27,547	69,916	66,144	74,024	289,196	526,827	325,000	54.9%	27.7%	06/22/2023	2307	40,259	87,567	116,932	428,162	672,920	475,000	63.6%	9.9%
06/26/2023	2308	28,702	99,109	95,100	109,054	407,468	739,433	675,000	55.1%	-37.6%	06/29/2023	2309	42,413	59,979	75,670	283,035	461,097	200,000	61.4%	1.3%
07/03/2023	2310	27,433	63,466	59,135	65,682	251,358	467,074	225,000	53.8%	29.8%	07/06/2023	2311	39,332	65,379	113,512	388,081	606,304	350,000	64.0%	-25.5%
07/10/2023	2312	28,128	67,485	58,526	61,305	236,015	451,459	200,000	52.3%	12.8%	07/13/2023	2313	39,163	66,994	91,668	311,536	509,361	225,000	61.2%	14.9%
07/17/2023	2314	27,680	80,366	75,743	82,956	318,739	585,484	350,000	54.4%	37.3%	07/20/2023	2315	40,827	111,891	161,342	489,766	803,826	525,000	60.9%	3.5%
07/24/2023	2316	29,590	118,363	108,066	122,517	453,033	831,569	750,000	54.5%	-41.3%	07/27/2023	2317	42,588	68,874	80,443	296,569	488,474	200,000	60.7%	-2.3%
07/31/2023	2318	27,784	71,282	59,893	67,355	250,932	477,246	225,000	52.6%	36.2%	08/03/2023	2319	39,031	91,298	108,537	411,235	650,101	350,000	63.3%	9.0%
08/07/2023	2320	28,305	108,479	88,861	104,168	379,109	708,922	525,000	53.5%	-31.0%	08/10/2023	2321	42,146	77,812	72,328	296,936	489,222	200,000	60.7%	-5.5%
08/14/2023	2322	27,528	62,182	58,152	68,068	246,409	462,339	225,000	53.3%	0.2%	08/17/2023	2323	39,492	60,706	75,707	287,408	463,313	200,000	62.0%	-8.5%
08/21/2023	2324	26,327	59,419	53,799	60,879	223,473	423,897	200,000	52.7%	11.7%	08/24/2023	2325	38,162	59,844	78,962	296,475	473,443	225,000	62.6%	9.9%
08/28/2023	2326	25,962	69,903	62,757	77,139	284,728	520,489	325,000	54.7%	33.0%	08/31/2023	2327	38,592	87,233	125,184	441,115	692,124	475,000	63.7%	-42.4%
09/04/2023	2328	27,332	62,518	52,177	58,648	198,008	398,683	200,000	49.7%	20.2%	09/07/2023	2329	37,356	66,677	78,746	296,407	479,186	225,000	61.9%	-14.3%
09/11/2023	2330	26,206	55,370	51,499	57,938	219,470	410,483	200,000	53.5%	14.3%	09/14/2023	2331	36,872	59,956	78,129	294,058	469,015	225,000	62.7%	9.6%
09/18/2023	2332	25,926	67,156	63,799	75,883	281,344	514,108	325,000	54.7%	30.3%	09/21/2023	2333	38,226	87,760	118,515	425,539	670,040	475,000	63.5%	6.4%
09/25/2023	2334	27,555	97,384	93,246	101,119	393,430	712,734	650,000	55.2%	32.5%	09/28/2023	2335	41,589	127,595	183,950	591,247	944,381	850,000	62.6%	23.6%
10/02/2023	2336	30,895	170,940	166,408	168,377	630,206	1,166,826	1,125,000	54.0%	14.8%	10/05/2023	2337	45,479	202,530	300,747	790,834	1,339,590	1,450,000	59.0%	6.6%
10/09/2023	2338	35,652	224,585	213,682	197,676	756,452	1,428,047	1,850,000	53.0%	19.8%	10/12/2023	2339	48,525	270,695	411,270	980,608	1,711,098	2,250,000	57.3%	-72.0%
10/16/2023	2340	37,867	71,968	61,846	65,617	241,988	479,286	200,000	50.5%	10.4%	10/19/2023	2341	43,374	69,847	90,586	325,326	529,133	225,000	61.5%	15.3%
10/23/2023	2342	30,766	79,819	76,025	87,317	335,949	609,876	350,000	55.1%	32.6%	10/26/2023	2343	43,044	107,890	152,752	504,757	808,443	550,000	62.4%	-44.9%
10/30/2023	2344	31,686	65,348	57,000	61,213	230,267	445,514	200,000	51.7%	11.6%	11/02/2023	2345	40,683	66,783	89,899	300,000	497,365	225,000	60.3%	




Est Sales: Thursday		Est Draw Sales: Monday	
60.0%	61.0%	4.0%	9.2%
296,048	308,699	517,260	543,123

\*Estimated Support for Jackpot Prize \$224,217  
 Less: Current Advertised Jackpot \$225,000  
**\*\*Amount necessary to fund advertised jackpot (783) Under**

If there is no jackpot prize ticket sold in tonight's drawing:		low	high
Estimated Total Draw Sales for the Current Roll Cycle		\$942,879	\$942,879
Estimated Sales for Next Draw		\$518,000	\$543,000
Estimated Total Draw Sales for the Roll Cycle		\$1,460,879	\$1,485,879
<b>**Estimated Support for the Jackpot Prize In the Next Draw</b>		<b>\$347,397</b>	<b>\$353,342</b>

Monday Prospective Jackpot	\$300,000
Difference from Estimated Support	\$47,397
Monday Prospective Jackpot	\$325,000
Difference from Estimated Support	\$22,397
Monday Prospective Jackpot	\$350,000
<b>**Amount necessary to fund prospective jackpot</b>	<b>(2,603)</b>

### Approval for Estimated Jackpot Amount to Advertise

\$325,000		11/2/23 10:29 AM
Jackpot Amount	Sergio Rey Controller	Date
\$325,000		11/2/23 10:34 AM
Jackpot Amount	Robert Tirloni Lottery Operations Division Director	Date
\$325,000		11/2/23 10:48 AM
Jackpot Amount	Ryan Mindell Deputy Executive Director	Date

For Robert Tirloni

\*Estimated total draw sales may be adjusted to include promotional wagers associated with this game.  
 \*\*If additional funds are required, funds will be taken from the State Lottery Account as identified in Government Code, § 466.355