

Texas Two Step Jackpot Estimation Worksheet

Monday Date	Draw #	Advance	Friday	Saturday	Sunday	Monday	Total Draw Sales	Monday Advertised Jackpot	Mon % of Total Draw Sales	% Change from Monday rolling to Thursday	Thursday Date	Draw #	Advance	Tuesday	Wednesday	Thursday	Total Draw Sales	Thursday Advertised Jackpot	Thu % of Total Draw Sales	% Change from Thursday rolling to Monday
06/26/2023	2308	28,702	99,109	95,100	109,054	407,468	739,433	675,000	55.1%	-37.6%	06/29/2023	2309	42,413	59,979	75,670	283,035	461,097	200,000	61.4%	1.3%
07/03/2023	2310	27,433	63,466	59,135	65,682	251,358	467,074	225,000	53.8%	29.8%	07/06/2023	2311	39,332	65,379	113,512	388,081	606,304	350,000	64.0%	-25.5%
07/10/2023	2312	28,128	67,485	58,526	61,305	236,015	451,459	200,000	52.3%	12.8%	07/13/2023	2313	39,163	66,994	91,668	311,536	509,361	225,000	61.2%	14.9%
07/17/2023	2314	27,680	80,366	75,743	82,956	318,739	585,484	350,000	54.4%	37.3%	07/20/2023	2315	40,827	111,891	161,342	489,766	803,826	525,000	60.9%	3.5%
07/24/2023	2316	29,590	118,363	108,066	122,517	453,033	831,569	750,000	54.5%	-41.3%	07/27/2023	2317	42,588	68,874	80,443	296,569	488,474	200,000	60.7%	-2.3%
07/31/2023	2318	27,784	71,282	59,893	67,355	250,932	477,246	225,000	52.6%	36.2%	08/03/2023	2319	39,031	91,298	108,537	411,235	650,101	350,000	63.3%	9.0%
08/07/2023	2320	28,305	108,479	88,861	104,168	379,109	708,922	525,000	53.5%	-31.0%	08/10/2023	2321	42,146	77,812	72,328	296,936	489,222	200,000	60.7%	-5.5%
08/14/2023	2322	27,528	62,182	58,152	68,068	246,409	462,339	225,000	53.3%	0.2%	08/17/2023	2323	39,492	60,706	75,707	287,408	463,313	200,000	62.0%	-8.5%
08/21/2023	2324	26,327	59,419	53,799	60,879	223,473	423,897	200,000	52.7%	11.7%	08/24/2023	2325	38,162	59,844	78,962	296,475	473,443	225,000	62.6%	9.9%
08/28/2023	2326	25,962	69,903	62,757	77,139	284,728	520,489	325,000	54.7%	33.0%	08/31/2023	2327	38,592	87,233	125,184	441,115	692,124	475,000	63.7%	-42.4%
09/04/2023	2328	27,332	62,518	52,177	58,648	198,008	398,683	200,000	49.7%	20.2%	09/07/2023	2329	37,356	66,677	78,746	296,407	479,186	225,000	61.9%	-14.3%
09/11/2023	2330	26,206	55,370	51,499	57,938	219,470	410,483	200,000	53.5%	14.3%	09/14/2023	2331	36,872	59,956	78,129	294,058	469,015	225,000	62.7%	9.6%
09/18/2023	2332	25,926	67,156	63,799	75,883	281,344	514,108	325,000	54.7%	30.3%	09/21/2023	2333	38,226	87,760	118,515	425,539	670,040	475,000	63.5%	6.4%
09/25/2023	2334	27,555	97,384	93,246	101,119	393,430	712,734	650,000	55.2%	32.5%	09/28/2023	2335	41,589	127,595	183,950	591,247	944,381	850,000	62.6%	23.6%
10/02/2023	2336	30,895	170,940	166,408	168,377	630,206	1,166,826	1,125,000	54.0%	14.8%	10/05/2023	2337	45,479	202,530	300,747	790,834	1,339,590	1,450,000	59.0%	6.6%
10/09/2023	2338	35,652	224,585	213,682	197,676	756,452	1,428,047	1,850,000	53.0%	19.8%	10/12/2023	2339	48,525	270,695	411,270	980,608	1,711,098	2,250,000	57.3%	-72.0%
10/16/2023	2340	37,867	71,968	61,846	65,617	241,988	479,286	200,000	50.5%	10.4%	10/19/2023	2341	43,374	69,847	90,586	325,326	529,133	225,000	61.5%	15.3%
10/23/2023	2342	30,766	79,819	76,025	87,317	335,949	609,876	350,000	55.1%	32.6%	10/26/2023	2343	43,044	107,890	152,752	504,757	808,443	550,000	62.4%	-44.9%
10/30/2023	2344	31,686	65,348	57,000	61,213	230,267	445,514	200,000	51.7%	17.2%	11/02/2023	2345	40,683	66,783	89,899	324,873	522,238	225,000	62.2%	9.4%
11/06/2023	2346	28,780	76,425	70,659	83,692	311,755	571,311	325,000	54.6%	-17.4%	11/09/2023	2347	40,995	63,374	81,640	285,829	471,838	200,000	60.6%	-3.9%
11/13/2023	2348	27,878	62,172	56,865	63,694	242,960	453,569	225,000	53.6%	34.1%	11/16/2023	2349	39,579	76,916	107,706	383,891	608,092	350,000	63.1%	-29.5%
11/20/2023	2350	28,354	58,978	53,819	57,084	230,498	428,733	200,000	53.8%	-7.2%	11/23/2023	2351	39,882	66,642	101,740	189,719	397,983	200,000	47.7%	4.9%
11/27/2023	2352	26,423	54,812	52,328	59,360	224,626	417,549	200,000	53.8%	15.6%	11/30/2023	2353	38,301	61,669	84,974	297,608	482,552	225,000	61.7%	2.2%
12/04/2023	2354	25,632	60,759	54,105	60,600	292,142	493,238	200,000	59.2%	-1.3%	12/07/2023	2355	38,461	61,865	82,113	304,382	486,821	225,000	62.5%	-7.8%
12/11/2023	2356	26,156	57,921	52,941	56,953	255,000	448,971	200,000	56.8%		12/14/2023	2357								

Est Sales: Monday		Est Draw Sales: Thursday	
56.5%	57.5%	6.8%	12.0%
251,939	262,431	479,501	502,848


*Estimated Support for Jackpot Prize \$106,765
 Less: Current Advertised Jackpot \$200,000
 **Amount necessary to fund advertised jackpot (93,235) Under


If there is no jackpot prize ticket sold in tonight's drawing:


	low	high
Estimated Total Draw Sales for the Current Roll Cycle	\$448,971	\$448,971
Estimated Sales for Next Draw	\$480,000	\$502,000
Estimated Total Draw Sales for the Roll Cycle	\$928,971	\$950,971
**Estimated Support for the Jackpot Prize In the Next Draw	\$220,909	\$226,141

Thursday Prospective Jackpot	\$225,000
**Amount necessary to fund prospective jackpot	(4,091)
Thursday Prospective Jackpot	\$250,000
**Amount necessary to fund prospective jackpot	(29,091)
Thursday Prospective Jackpot	\$275,000
**Amount necessary to fund prospective jackpot	(54,091)

Approval for Estimated Jackpot Amount to Advertise

\$225,000  12/11/23 11:06 AM
 Jackpot Amount Sergio Rey Controller Date

\$225,000  12/11/23 11:15 AM
 Jackpot Amount Robert Tirloni Lottery Operations Division Director Date

\$225,000  12/11/23 11:19 AM
 Jackpot Amount Ryan Mindell Deputy Executive Director Date

For Robert Tirloni

For Ryan Mindell

*Estimated total draw sales may be adjusted to include promotional wagers associated with this game.
 **If additional funds are required, funds will be taken from the State Lottery Account as identified in Government Code, § 466.355