

Texas Two Step Jackpot Estimation Worksheet

| Monday Date | Draw # | Advance | Friday | Saturday | Sunday | Monday | Total Draw Sales | Monday Advertised Jackpot | Mon % of Total Draw Sales | % Change from Monday rolling to Thursday | Thursday Date | Draw # | Advance | Tuesday | Wednesday | Thursday | Total Draw Sales | Thursday Advertised Jackpot | Thu % of Total Draw Sales | % Change from Thursday rolling to Monday |
|-------------|--------|---------|---------|----------|---------|---------|------------------|---------------------------|---------------------------|--|---------------|--------|---------|---------|-----------|----------|------------------|-----------------------------|---------------------------|--|
| 07/24/2023 | 2316 | 29,590 | 118,363 | 108,066 | 122,517 | 453,033 | 831,569 | 750,000 | 54.5% | -41.3% | 07/27/2023 | 2317 | 42,588 | 68,874 | 80,443 | 296,569 | 488,474 | 200,000 | 60.7% | -2.3% |
| 07/31/2023 | 2318 | 27,784 | 71,282 | 59,893 | 67,355 | 250,932 | 477,246 | 225,000 | 52.6% | 36.2% | 08/03/2023 | 2319 | 39,031 | 91,298 | 108,537 | 411,235 | 650,101 | 350,000 | 63.3% | 9.0% |
| 08/07/2023 | 2320 | 28,305 | 108,479 | 88,861 | 104,168 | 379,109 | 708,922 | 525,000 | 53.5% | -31.0% | 08/10/2023 | 2321 | 42,146 | 77,812 | 72,328 | 296,936 | 489,222 | 200,000 | 60.7% | -5.5% |
| 08/14/2023 | 2322 | 27,528 | 62,182 | 58,152 | 68,068 | 246,409 | 462,339 | 225,000 | 53.3% | 0.2% | 08/17/2023 | 2323 | 39,492 | 60,706 | 75,707 | 287,408 | 463,313 | 200,000 | 62.0% | -8.5% |
| 08/21/2023 | 2324 | 26,327 | 59,419 | 53,799 | 60,879 | 223,473 | 423,897 | 200,000 | 52.7% | 11.7% | 08/24/2023 | 2325 | 38,162 | 59,844 | 78,962 | 296,475 | 473,443 | 225,000 | 62.6% | 9.9% |
| 08/28/2023 | 2326 | 25,962 | 69,903 | 62,757 | 77,139 | 284,728 | 520,489 | 325,000 | 54.7% | 33.0% | 08/31/2023 | 2327 | 38,592 | 87,233 | 125,184 | 441,115 | 692,124 | 475,000 | 63.7% | -42.4% |
| 09/04/2023 | 2328 | 27,332 | 62,518 | 52,177 | 58,648 | 198,008 | 398,683 | 200,000 | 49.7% | 20.2% | 09/07/2023 | 2329 | 37,356 | 66,677 | 78,746 | 296,407 | 479,186 | 225,000 | 61.9% | -14.3% |
| 09/11/2023 | 2330 | 26,206 | 55,370 | 51,499 | 57,938 | 219,470 | 410,483 | 200,000 | 53.5% | 14.3% | 09/14/2023 | 2331 | 36,872 | 59,956 | 78,129 | 294,058 | 469,015 | 225,000 | 62.7% | 9.6% |
| 09/18/2023 | 2332 | 25,926 | 67,156 | 63,799 | 75,883 | 281,344 | 514,108 | 325,000 | 54.7% | 30.3% | 09/21/2023 | 2333 | 38,226 | 87,760 | 118,515 | 425,539 | 670,040 | 475,000 | 63.5% | 6.4% |
| 09/25/2023 | 2334 | 27,555 | 97,384 | 93,246 | 101,119 | 393,430 | 712,734 | 650,000 | 55.2% | 32.5% | 09/28/2023 | 2335 | 41,589 | 127,595 | 183,950 | 591,247 | 944,381 | 850,000 | 62.6% | 23.6% |
| 10/02/2023 | 2336 | 30,895 | 170,940 | 166,408 | 168,377 | 630,206 | 1,166,826 | 1,125,000 | 54.0% | 14.8% | 10/05/2023 | 2337 | 45,479 | 202,530 | 300,747 | 790,834 | 1,339,590 | 1,450,000 | 59.0% | 6.6% |
| 10/09/2023 | 2338 | 35,652 | 224,585 | 213,682 | 197,676 | 756,452 | 1,428,047 | 1,850,000 | 53.0% | 19.8% | 10/12/2023 | 2339 | 48,525 | 270,695 | 411,270 | 980,608 | 1,711,098 | 2,250,000 | 57.3% | -72.0% |
| 10/16/2023 | 2340 | 37,867 | 71,968 | 61,846 | 65,617 | 241,988 | 479,286 | 200,000 | 50.5% | 10.4% | 10/19/2023 | 2341 | 43,374 | 69,847 | 90,586 | 325,326 | 529,133 | 225,000 | 61.5% | 15.3% |
| 10/23/2023 | 2342 | 30,766 | 79,819 | 76,025 | 87,317 | 335,949 | 609,876 | 350,000 | 55.1% | 32.6% | 10/26/2023 | 2343 | 43,044 | 107,890 | 152,752 | 504,757 | 808,443 | 550,000 | 62.4% | -44.9% |
| 10/30/2023 | 2344 | 31,686 | 65,348 | 57,000 | 61,213 | 230,267 | 445,514 | 200,000 | 51.7% | 17.2% | 11/02/2023 | 2345 | 40,683 | 66,783 | 89,899 | 324,873 | 522,238 | 225,000 | 62.2% | 9.4% |
| 11/06/2023 | 2346 | 28,780 | 76,425 | 70,659 | 83,692 | 311,755 | 571,311 | 325,000 | 54.6% | -17.4% | 11/09/2023 | 2347 | 40,995 | 63,374 | 81,640 | 285,829 | 471,838 | 200,000 | 60.6% | -3.9% |
| 11/13/2023 | 2348 | 27,878 | 62,172 | 56,865 | 63,694 | 242,960 | 453,569 | 225,000 | 53.6% | 34.1% | 11/16/2023 | 2349 | 39,579 | 76,916 | 107,706 | 383,891 | 608,092 | 350,000 | 63.1% | -29.5% |
| 11/20/2023 | 2350 | 28,354 | 58,978 | 53,819 | 57,084 | 230,498 | 428,733 | 200,000 | 53.8% | -7.2% | 11/23/2023 | 2351 | 39,882 | 66,642 | 101,740 | 189,719 | 397,983 | 200,000 | 47.7% | 4.9% |
| 11/27/2023 | 2352 | 26,423 | 54,812 | 52,328 | 59,360 | 224,626 | 417,549 | 200,000 | 53.8% | 15.6% | 11/30/2023 | 2353 | 38,301 | 61,669 | 84,974 | 297,608 | 482,552 | 225,000 | 61.7% | 2.2% |
| 12/04/2023 | 2354 | 25,632 | 60,759 | 54,105 | 60,600 | 292,142 | 493,238 | 200,000 | 59.2% | -1.3% | 12/07/2023 | 2355 | 38,461 | 61,865 | 82,113 | 304,382 | 486,821 | 225,000 | 62.5% | 0.9% |
| 12/11/2023 | 2356 | 26,156 | 57,921 | 52,941 | 56,953 | 297,027 | 490,998 | 200,000 | 60.5% | -2.6% | 12/14/2023 | 2357 | 38,468 | 61,173 | 81,066 | 297,468 | 478,175 | 225,000 | 62.2% | 7.3% |
| 12/18/2023 | 2358 | 25,807 | 55,401 | 52,571 | 55,801 | 323,584 | 513,164 | 200,000 | 63.1% | -10.2% | 12/21/2023 | 2359 | 38,014 | 60,151 | 81,838 | 280,676 | 460,679 | 200,000 | 60.9% | 12.7% |
| 12/25/2023 | 2360 | 27,422 | 70,153 | 69,246 | 81,537 | 270,870 | 519,228 | 225,000 | 52.2% | 17.1% | 12/28/2023 | 2361 | 36,990 | 82,011 | 113,617 | 375,565 | 608,183 | 325,000 | 61.8% | -29.4% |
| 01/01/2024 | 2362 | 28,529 | 67,407 | 65,861 | 73,352 | 194,351 | 429,500 | 200,000 | 45.3% | 17.3% | 01/04/2024 | 2363 | 37,306 | 64,874 | 88,213 | 313,313 | 503,706 | 225,000 | 62.2% | 6.8% |
| 01/08/2024 | 2364 | 27,126 | 76,162 | 72,737 | 83,322 | 278,844 | 538,191 | 325,000 | 51.8% | -14.5% | 01/11/2024 | 2365 | 38,506 | 61,351 | 80,259 | 280,000 | 460,116 | 200,000 | 60.9% | |

| Est Sales: Thursday | | Est Draw Sales: Monday | |
|---------------------|---------|------------------------|---------|
| 60.5% | 61.5% | -2.0% | 4.0% |
| 275,874 | 287,718 | 450,914 | 478,521 |




*Estimated Support for Jackpot Prize \$109,416
 Less: Current Advertised Jackpot \$200,000
****Amount necessary to fund advertised jackpot (90,584) Under**

If there is no jackpot prize ticket sold in tonight's drawing:

| | low | high |
|---|------------------|------------------|
| Estimated Total Draw Sales for the Current Roll Cycle | \$460,116 | \$460,116 |
| Estimated Sales for Next Draw | \$451,000 | \$478,000 |
| Estimated Total Draw Sales for the Roll Cycle | \$911,116 | \$938,116 |
| **Estimated Support for the Jackpot Prize In the Next Draw | \$216,663 | \$223,084 |

| | |
|---|-----------------|
| Monday Prospective Jackpot | \$225,000 |
| **Amount necessary to fund prospective jackpot | (8,337) |
| Monday Prospective Jackpot | \$250,000 |
| **Amount necessary to fund prospective jackpot | (33,337) |
| Monday Prospective Jackpot | \$275,000 |
| **Amount necessary to fund prospective jackpot | (58,337) |

Approval for Estimated Jackpot Amount to Advertise

| | | |
|----------------|---|--------------------------------------|
| \$225,000 |  | |
| Jackpot Amount | Sergio Rey | Controller |
| | | Date |
| | | 1/11/24 11:04 AM |
| \$225,000 |  | |
| Jackpot Amount | Robert Tirloni | Lottery Operations Division Director |
| | | Date |
| | | 1/11/24 11:12 AM |
| \$225,000 |  | |
| Jackpot Amount | Ryan Mindell | Deputy Executive Director |
| | | Date |
| | | 1/11/24 11:27 AM |

*Estimated total draw sales may be adjusted to include promotional wagers associated with this game.
 **If additional funds are required, funds will be taken from the State Lottery Account as identified in Government Code, § 466.355