

Texas Two Step Jackpot Estimation Worksheet

Monday Date	Draw #	Advance	Friday	Saturday	Sunday	Monday	Total Draw Sales	Monday Advertised Jackpot	Mon % of Total Draw Sales	% Change from Monday rolling to Thursday	Thursday Date	Draw #	Advance	Tuesday	Wednesday	Thursday	Total Draw Sales	Thursday Advertised Jackpot	Thu % of Total Draw Sales	% Change from Thursday rolling to Monday	
09/04/2023	2328	27,332	62,518	52,177	58,648	198,008	398,683	200,000	49.7%	20.2%	09/07/2023	2329	37,356	66,677	78,746	296,407	479,186	225,000	61.9%	-14.3%	
09/11/2023	2330	26,206	55,370	51,499	57,938	219,470	410,483	200,000	53.5%	14.3%	09/14/2023	2331	36,872	59,956	78,129	294,058	469,015	225,000	62.7%	9.6%	
09/18/2023	2332	25,926	67,156	63,799	75,883	281,344	514,108	325,000	54.7%	30.3%	09/21/2023	2333	38,226	87,760	118,515	425,539	670,040	475,000	63.5%	6.4%	
09/25/2023	2334	27,555	97,384	93,246	101,119	393,430	712,734	650,000	55.2%	32.5%	09/28/2023	2335	41,589	127,595	183,950	591,247	944,381	850,000	62.6%	23.6%	
10/02/2023	2336	30,895	170,940	166,408	168,377	630,206	1,166,826	1,125,000	54.0%	14.8%	10/05/2023	2337	45,479	202,530	300,747	790,834	1,339,590	1,450,000	59.0%	6.6%	
10/09/2023	2338	35,652	224,585	213,682	197,676	756,452	1,428,047	1,850,000	53.0%	19.8%	10/12/2023	2339	48,525	270,695	411,270	980,608	1,711,098	2,250,000	57.3%	-72.0%	
10/16/2023	2340	37,867	71,968	61,846	65,617	241,988	479,286	200,000	50.5%	10.4%	10/19/2023	2341	43,374	69,847	90,586	325,326	529,133	225,000	61.5%	15.3%	
10/23/2023	2342	30,766	79,819	76,025	87,317	335,949	609,876	350,000	55.1%	32.6%	10/26/2023	2343	43,044	107,890	152,752	504,757	808,443	550,000	62.4%	-44.9%	
10/30/2023	2344	31,686	65,348	57,000	61,213	230,267	445,514	200,000	51.7%	17.2%	11/02/2023	2345	40,683	66,783	89,899	324,873	522,238	225,000	62.2%	9.4%	
11/06/2023	2346	28,780	76,425	70,659	83,692	311,755	571,311	325,000	54.6%	-17.4%	11/09/2023	2347	40,995	63,374	81,640	285,829	471,838	200,000	60.6%	-3.9%	
11/13/2023	2348	27,878	62,172	56,865	63,694	242,960	453,569	225,000	53.6%	34.1%	11/16/2023	2349	39,579	76,916	107,706	383,891	608,092	350,000	63.1%	-29.5%	
11/20/2023	2350	28,354	58,978	53,819	57,084	230,498	428,733	200,000	53.8%	-7.2%	11/23/2023	2351	39,882	66,642	101,740	189,719	397,983	200,000	47.7%	4.9%	
11/27/2023	2352	26,423	54,812	52,328	59,360	224,626	417,549	200,000	53.8%	15.6%	11/30/2023	2353	38,301	61,669	84,974	297,608	482,552	225,000	61.7%	2.2%	
12/04/2023	2354	25,632	60,759	54,105	60,600	292,142	493,238	200,000	59.2%	-1.3%	12/07/2023	2355	38,461	61,865	82,113	304,382	486,821	225,000	62.5%	0.9%	
12/11/2023	2356	26,156	57,921	52,941	56,953	297,027	490,998	200,000	60.5%	-2.6%	12/14/2023	2357	38,468	61,173	81,066	297,468	478,175	225,000	62.2%	7.3%	
12/18/2023	2358	25,807	55,401	52,571	55,801	323,584	513,164	200,000	63.1%	-10.2%	12/21/2023	2359	38,014	60,151	81,838	280,676	460,679	200,000	60.9%	12.7%	
12/25/2023	2360	27,422	70,153	69,246	81,537	270,870	519,228	225,000	52.2%	17.1%	12/28/2023	2361	36,990	82,011	113,617	375,565	608,183	325,000	61.8%	-29.4%	
01/01/2024	2362	28,529	67,407	65,861	73,352	194,351	429,500	200,000	45.3%	17.3%	01/04/2024	2363	37,306	64,874	88,213	313,313	503,706	225,000	62.2%	6.8%	
01/08/2024	2364	27,126	76,162	72,737	83,322	278,844	538,191	325,000	51.8%	-13.0%	01/11/2024	2365	38,506	61,351	80,259	288,011	468,127	200,000	61.5%	-15.7%	
01/15/2024	2366	27,442	67,244	68,048	68,173	163,890	394,797	225,000	41.5%	48.2%	01/18/2024	2367	37,459	66,397	106,634	374,581	585,071	350,000	64.0%	-31.3%	
01/22/2024	2368	27,695	58,610	52,493	59,649	203,777	402,224	200,000	50.7%	17.9%	01/25/2024	2369	37,330	58,496	78,251	300,018	474,095	225,000	63.3%	-14.5%	
01/29/2024	2370	26,748	55,747	53,430	57,339	211,977	405,241	200,000	52.3%	13.3%	02/01/2024	2371	36,910	59,190	76,267	286,598	458,965	200,000	62.4%	-4.6%	
02/05/2024	2372	26,307	61,246	56,357	65,324	228,605	437,839	225,000	52.2%	33.7%	02/08/2024	2373	38,482	74,439	100,756	371,680	585,357	350,000	63.5%	12.7%	
02/12/2024	2374	27,595	97,334	88,458	91,040	355,074	659,501	500,000	53.8%	-31.2%	02/15/2024	2375	39,711	59,464	74,496	279,792	453,463	200,000	61.7%	-10.9%	
02/19/2024	2376	26,985	59,000	54,000	59,000	205,000	403,985	200,000	50.7%		02/22/2024	2377									

Est Sales: Monday		Est Draw Sales: Thursday	
50.0%	51.0%	16.7%	23.1%
198,985	207,107	471,450	497,306




*Estimated Support for Jackpot Prize \$96,068
 Less: Current Advertised Jackpot \$200,000
****Amount necessary to fund advertised jackpot (103,932) Under**

If there is no jackpot prize ticket sold in tonight's drawing:

	low	high
Estimated Total Draw Sales for the Current Roll Cycle	\$403,985	\$403,985
Estimated Sales for Next Draw	\$472,000	\$497,000
Estimated Total Draw Sales for the Roll Cycle	\$875,985	\$900,985
**Estimated Support for the Jackpot Prize In the Next Draw	\$208,309	\$214,254

Thursday Prospective Jackpot	\$225,000
**Amount necessary to fund prospective jackpot	(16,691)
Thursday Prospective Jackpot	\$250,000
**Amount necessary to fund prospective jackpot	(41,691)
Thursday Prospective Jackpot	\$275,000
**Amount necessary to fund prospective jackpot	(66,691)

Approval for Estimated Jackpot Amount to Advertise

\$225,000		
Jackpot Amount	Sergio Rey	Controller
		Date
		2/16/24 9:10 AM
\$225,000		
Jackpot Amount	Robert Tirloni	Lottery Operations Division Director
		Date
		2/16/24 9:27 AM
\$225,000		
Jackpot Amount	Ryan Mindell	Deputy Executive Director
		Date
		2/16/24 9:40 AM

*Estimated total draw sales may be adjusted to include promotional wagers associated with this game.
 **If additional funds are required, funds will be taken from the State Lottery Account as identified in Government Code, § 466.355