

Texas Two Step Jackpot Estimation Worksheet

| Monday Date | Draw # | Advance | Friday  | Saturday | Sunday  | Monday  | Total Draw Sales | Monday Advertised Jackpot | Mon % of Total Draw Sales | % Change from Monday rolling to Thursday | Thursday Date | Draw # | Advance | Tuesday | Wednesday | Thursday | Total Draw Sales | Thursday Advertised Jackpot | Thu % of Total Draw Sales | % Change from Thursday rolling to Monday |  |
|-------------|--------|---------|---------|----------|---------|---------|------------------|---------------------------|---------------------------|--|---------------|--------|---------|---------|-----------|----------|------------------|-----------------------------|---------------------------|--|--|
| 09/18/2023  | 2332   | 25,926  | 67,156  | 63,799   | 75,883  | 281,344 | 514,108          | 325,000                   | 54.7%                     | 30.3%                                    | 09/21/2023    | 2333   | 38,226  | 87,760  | 118,515   | 425,539  | 670,040          | 475,000                     | 63.5%                     | 6.4%                                     |  |
| 09/25/2023  | 2334   | 27,555  | 97,384  | 93,246   | 101,119 | 393,430 | 712,734          | 650,000                   | 55.2%                     | 32.5%                                    | 09/28/2023    | 2335   | 41,589  | 127,595 | 183,950   | 591,247  | 944,381          | 850,000                     | 62.6%                     | 23.6%                                    |  |
| 10/02/2023  | 2336   | 30,895  | 170,940 | 166,408  | 168,377 | 630,206 | 1,166,826        | 1,125,000                 | 54.0%                     | 14.8%                                    | 10/05/2023    | 2337   | 45,479  | 202,530 | 300,747   | 790,834  | 1,339,590        | 1,450,000                   | 59.0%                     | 6.6%                                     |  |
| 10/09/2023  | 2338   | 35,652  | 224,585 | 213,682  | 197,676 | 756,452 | 1,428,047        | 1,850,000                 | 53.0%                     | 19.8%                                    | 10/12/2023    | 2339   | 48,525  | 270,695 | 411,270   | 980,608  | 1,711,098        | 2,250,000                   | 57.3%                     | -72.0%                                   |  |
| 10/16/2023  | 2340   | 37,867  | 71,968  | 61,846   | 65,617  | 241,988 | 479,286          | 200,000                   | 50.5%                     | 10.4%                                    | 10/19/2023    | 2341   | 43,374  | 69,847  | 90,586    | 325,326  | 529,133          | 225,000                     | 61.5%                     | 15.3%                                    |  |
| 10/23/2023  | 2342   | 30,766  | 79,819  | 76,025   | 87,317  | 335,949 | 609,876          | 350,000                   | 55.1%                     | 32.6%                                    | 10/26/2023    | 2343   | 43,044  | 107,890 | 152,752   | 504,757  | 808,443          | 550,000                     | 62.4%                     | -44.9%                                   |  |
| 10/30/2023  | 2344   | 31,686  | 65,348  | 57,000   | 61,213  | 230,267 | 445,514          | 200,000                   | 51.7%                     | 17.2%                                    | 11/02/2023    | 2345   | 40,683  | 66,783  | 89,899    | 324,873  | 522,238          | 225,000                     | 62.2%                     | 9.4%                                     |  |
| 11/06/2023  | 2346   | 28,780  | 76,425  | 70,659   | 83,692  | 311,755 | 571,311          | 325,000                   | 54.6%                     | -17.4%                                   | 11/09/2023    | 2347   | 40,995  | 63,374  | 81,640    | 285,829  | 471,838          | 200,000                     | 60.6%                     | -3.9%                                    |  |
| 11/13/2023  | 2348   | 27,878  | 62,172  | 56,865   | 63,694  | 242,960 | 453,569          | 225,000                   | 53.6%                     | 34.1%                                    | 11/16/2023    | 2349   | 39,579  | 76,916  | 107,706   | 383,891  | 608,092          | 350,000                     | 63.1%                     | -29.5%                                   |  |
| 11/20/2023  | 2350   | 28,354  | 58,978  | 53,819   | 57,084  | 230,498 | 428,733          | 200,000                   | 53.8%                     | -7.2%                                    | 11/23/2023    | 2351   | 39,882  | 66,642  | 101,740   | 189,719  | 397,983          | 200,000                     | 47.7%                     | 4.9%                                     |  |
| 11/27/2023  | 2352   | 26,423  | 54,812  | 52,328   | 59,360  | 224,626 | 417,549          | 200,000                   | 53.8%                     | 15.6%                                    | 11/30/2023    | 2353   | 38,301  | 61,669  | 84,974    | 297,608  | 482,552          | 225,000                     | 61.7%                     | 2.2%                                     |  |
| 12/04/2023  | 2354   | 25,632  | 60,759  | 54,105   | 60,600  | 292,142 | 493,238          | 200,000                   | 59.2%                     | -1.3%                                    | 12/07/2023    | 2355   | 38,461  | 61,865  | 82,113    | 304,382  | 486,821          | 225,000                     | 62.5%                     | 0.9%                                     |  |
| 12/11/2023  | 2356   | 26,156  | 57,921  | 52,941   | 56,953  | 297,027 | 490,998          | 200,000                   | 60.5%                     | -2.6%                                    | 12/14/2023    | 2357   | 38,468  | 61,173  | 81,066    | 297,468  | 478,175          | 225,000                     | 62.2%                     | 7.3%                                     |  |
| 12/18/2023  | 2358   | 25,807  | 55,401  | 52,571   | 55,801  | 323,584 | 513,164          | 200,000                   | 63.1%                     | -10.2%                                   | 12/21/2023    | 2359   | 38,014  | 60,151  | 81,838    | 280,676  | 460,679          | 200,000                     | 60.9%                     | 12.7%                                    |  |
| 12/25/2023  | 2360   | 27,422  | 70,153  | 69,246   | 81,537  | 270,870 | 519,228          | 225,000                   | 52.2%                     | 17.1%                                    | 12/28/2023    | 2361   | 36,990  | 82,011  | 113,617   | 375,565  | 608,183          | 325,000                     | 61.8%                     | -29.4%                                   |  |
| 01/01/2024  | 2362   | 28,529  | 67,407  | 65,861   | 73,352  | 194,351 | 429,500          | 200,000                   | 45.3%                     | 17.3%                                    | 01/04/2024    | 2363   | 37,306  | 64,874  | 88,213    | 313,313  | 503,706          | 225,000                     | 62.2%                     | 6.8%                                     |  |
| 01/08/2024  | 2364   | 27,126  | 76,162  | 72,737   | 83,322  | 278,844 | 538,191          | 325,000                   | 51.8%                     | -13.0%                                   | 01/11/2024    | 2365   | 38,506  | 61,351  | 80,259    | 288,011  | 468,127          | 200,000                     | 61.5%                     | -15.7%                                   |  |
| 01/15/2024  | 2366   | 27,442  | 67,244  | 68,048   | 68,173  | 163,890 | 394,797          | 225,000                   | 41.5%                     | 48.2%                                    | 01/18/2024    | 2367   | 37,459  | 66,397  | 106,634   | 374,581  | 585,071          | 350,000                     | 64.0%                     | -31.3%                                   |  |
| 01/22/2024  | 2368   | 27,695  | 58,610  | 52,493   | 59,649  | 203,777 | 402,224          | 200,000                   | 50.7%                     | 17.9%                                    | 01/25/2024    | 2369   | 37,330  | 58,496  | 78,251    | 300,018  | 474,095          | 225,000                     | 63.3%                     | -14.5%                                   |  |
| 01/29/2024  | 2370   | 26,748  | 55,747  | 53,430   | 57,339  | 211,977 | 405,241          | 200,000                   | 52.3%                     | 13.3%                                    | 02/01/2024    | 2371   | 36,910  | 59,190  | 76,267    | 286,598  | 458,965          | 200,000                     | 62.4%                     | -4.6%                                    |  |
| 02/05/2024  | 2372   | 26,307  | 61,246  | 56,357   | 65,324  | 228,605 | 437,839          | 225,000                   | 52.2%                     | 33.7%                                    | 02/08/2024    | 2373   | 38,482  | 74,439  | 100,756   | 371,680  | 585,357          | 350,000                     | 63.5%                     | 12.7%                                    |  |
| 02/12/2024  | 2374   | 27,595  | 97,334  | 88,458   | 91,040  | 355,074 | 659,501          | 500,000                   | 53.8%                     | -31.2%                                   | 02/15/2024    | 2375   | 39,711  | 59,464  | 74,496    | 279,792  | 453,463          | 200,000                     | 61.7%                     | -8.5%                                    |  |
| 02/19/2024  | 2376   | 26,985  | 58,264  | 52,581   | 61,522  | 215,593 | 414,945          | 200,000                   | 52.0%                     | 15.6%                                    | 02/22/2024    | 2377   | 38,381  | 61,610  | 80,616    | 299,161  | 479,768          | 225,000                     | 62.4%                     | 11.6%                                    |  |
| 02/26/2024  | 2378   | 27,099  | 71,925  | 68,171   | 79,495  | 288,880 | 535,570          | 325,000                   | 53.9%                     | 41.0%                                    | 02/29/2024    | 2379   | 39,704  | 96,582  | 140,439   | 478,358  | 755,083          | 500,000                     | 63.4%                     | -39.2%                                   |  |
| 03/04/2024  | 2380   | 28,392  | 63,669  | 55,498   | 61,323  | 250,000 | 458,882          | 200,000                   | 54.5%                     |  | 03/07/2024    | 2381   |         |         |           |          |                  |                             |                           |  |  |

|                   |         |                          |         |
|-------------------|---------|--------------------------|---------|
| Est Sales: Monday |         | Est Draw Sales: Thursday |         |
| 54.0%             | 55.0%   | 6.2%                     | 12.0%   |
| 245,209           | 255,300 | 487,333                  | 513,948 |




\*Estimated Support for Jackpot Prize \$109,122  
 Less: Current Advertised Jackpot \$200,000  
 \*\*Amount necessary to fund advertised jackpot (90,878) Under

If there is no jackpot prize ticket sold in tonight's drawing:

|  |           |           |
|--|-----------|-----------|
|  | low       | high      |
| Estimated Total Draw Sales for the Current Roll Cycle      | \$458,882 | \$458,882 |
| Estimated Sales for Next Draw                              | \$488,000 | \$513,000 |
| Estimated Total Draw Sales for the Roll Cycle              | \$946,882 | \$971,882 |
| **Estimated Support for the Jackpot Prize In the Next Draw | \$225,169 | \$231,114 |

|  |           |
|--|-----------|
| Thursday Prospective Jackpot                   | \$225,000 |
| Difference from Estimated Support              | \$169     |
| Thursday Prospective Jackpot                   | \$250,000 |
| **Amount necessary to fund prospective jackpot | (24,831)  |
| Thursday Prospective Jackpot                   | \$275,000 |
| **Amount necessary to fund prospective jackpot | (49,831)  |

Approval for Estimated Jackpot Amount to Advertise

|                |   |                 |
|----------------|---|-----------------|
| \$225,000      |   | 3/4/24 10:37 AM |
| Jackpot Amount | Sergio Rey Controller   | Date            |
| \$225,000      |  | 3/4/24 10:47 AM |
| Jackpot Amount | Robert Tirloni Lottery Operations Division Director                                   | Date            |
| \$225,000      |  | 3/4/24 10:49 AM |
| Jackpot Amount | Ryan Mindell Deputy Executive Director  | Date            |

For Robert Tirloni

\*Estimated total draw sales may be adjusted to include promotional wagers associated with this game.  
 \*\*If additional funds are required, funds will be taken from the State Lottery Account as identified in Government Code, § 466.355