

Texas Two Step Jackpot Estimation Worksheet

Monday Date	Draw #	Advance	Friday	Saturday	Sunday	Monday	Total Draw Sales	Monday Advertised Jackpot	Mon % of Total Draw Sales	% Change from Monday rolling to Thursday	Thursday Date	Draw #	Advance	Tuesday	Wednesday	Thursday	Total Draw Sales	Thursday Advertised Jackpot	Thu % of Total Draw Sales	% Change from Thursday rolling to Monday	
10/16/2023	2340	37,867	71,968	61,846	65,617	241,988	479,286	200,000	50.5%	10.4%	10/19/2023	2341	43,374	69,847	90,586	325,326	529,133	225,000	61.5%	15.3%	
10/23/2023	2342	30,766	79,819	76,025	87,317	335,949	609,876	350,000	55.1%	32.6%	10/26/2023	2343	43,044	107,890	152,752	504,757	808,443	550,000	62.4%	-44.9%	
10/30/2023	2344	31,686	65,348	57,000	61,213	230,267	445,514	200,000	51.7%	17.2%	11/02/2023	2345	40,683	66,783	89,899	324,873	522,238	225,000	62.2%	9.4%	
11/06/2023	2346	28,780	76,425	70,659	83,692	311,755	571,311	325,000	54.6%	-17.4%	11/09/2023	2347	40,995	63,374	81,640	285,829	471,838	200,000	60.6%	-3.9%	
11/13/2023	2348	27,878	62,172	56,865	63,694	242,960	453,569	225,000	53.6%	34.1%	11/16/2023	2349	39,579	76,916	107,706	383,891	608,092	350,000	63.1%	-29.5%	
11/20/2023	2350	28,354	58,978	53,819	57,084	230,498	428,733	200,000	53.8%	-7.2%	11/23/2023	2351	39,882	66,642	101,740	189,719	397,983	200,000	47.7%	4.9%	
11/27/2023	2352	26,423	54,812	52,328	59,360	224,626	417,549	200,000	53.8%	15.6%	11/30/2023	2353	38,301	61,669	84,974	297,608	482,552	225,000	61.7%	2.2%	
12/04/2023	2354	25,632	60,759	54,105	60,600	292,142	493,238	200,000	59.2%	-1.3%	12/07/2023	2355	38,461	61,865	82,113	304,382	486,821	225,000	62.5%	0.9%	
12/11/2023	2356	26,156	57,921	52,941	56,953	297,027	490,998	200,000	60.5%	-2.6%	12/14/2023	2357	38,468	61,173	81,066	297,468	478,175	225,000	62.2%	7.3%	
12/18/2023	2358	25,807	55,401	52,571	55,801	323,584	513,164	200,000	63.1%	-10.2%	12/21/2023	2359	38,014	60,151	81,838	280,676	460,679	200,000	60.9%	12.7%	
12/25/2023	2360	27,422	70,153	69,246	81,537	270,870	519,228	225,000	52.2%	17.1%	12/28/2023	2361	36,990	82,011	113,617	375,565	608,183	325,000	61.8%	-29.4%	
01/01/2024	2362	28,529	67,407	65,861	73,352	194,351	429,500	200,000	45.3%	17.3%	01/04/2024	2363	37,306	64,874	88,213	313,313	503,706	225,000	62.2%	6.8%	
01/08/2024	2364	27,126	76,162	72,737	83,322	278,844	538,191	325,000	51.8%	-13.0%	01/11/2024	2365	38,506	61,351	80,259	288,011	468,127	200,000	61.5%	-15.7%	
01/15/2024	2366	27,442	67,244	68,048	68,173	163,890	394,797	225,000	41.5%	48.2%	01/18/2024	2367	37,459	66,397	106,634	374,581	585,071	350,000	64.0%	-31.3%	
01/22/2024	2368	27,695	58,610	52,493	59,649	203,777	402,224	200,000	50.7%	17.9%	01/25/2024	2369	37,330	58,496	78,251	300,018	474,095	225,000	63.3%	-14.5%	
01/29/2024	2370	26,748	55,747	53,430	57,339	211,977	405,241	200,000	52.3%	13.3%	02/01/2024	2371	36,910	59,190	76,267	286,598	458,965	200,000	62.4%	-4.6%	
02/05/2024	2372	26,307	61,246	56,357	65,324	228,605	437,839	225,000	52.2%	33.7%	02/08/2024	2373	38,482	74,439	100,756	371,680	585,357	350,000	63.5%	12.7%	
02/12/2024	2374	27,595	97,334	88,458	91,040	355,074	659,501	500,000	53.8%	-31.2%	02/15/2024	2375	39,711	59,464	74,496	279,792	453,463	200,000	61.7%	-8.5%	
02/19/2024	2376	26,985	58,264	52,581	61,522	215,593	414,945	200,000	52.0%	15.6%	02/22/2024	2377	38,381	61,610	80,616	299,161	479,768	225,000	62.4%	11.6%	
02/26/2024	2378	27,099	71,925	68,171	79,495	288,880	535,570	325,000	53.9%	41.0%	02/29/2024	2379	39,704	96,582	140,439	478,358	755,083	500,000	63.4%	-38.2%	
03/04/2024	2380	28,392	63,669	55,498	61,323	257,972	466,854	200,000	55.3%	5.0%	03/07/2024	2381	39,397	65,038	83,890	302,000	490,325	225,000	61.6%	23.1%	
03/11/2024	2382	27,053	74,461	70,417	78,978	352,590	603,499	350,000	58.4%	26.1%	03/14/2024	2383	40,702	100,018	141,317	479,200	761,237	525,000	63.0%	28.5%	
03/18/2024	2384	28,930	119,157	112,586	126,698	590,558	977,929	725,000	60.4%	-51.0%	03/21/2024	2385	44,350	66,992	84,668	283,172	479,182	200,000	59.1%	12.2%	
03/25/2024	2386	28,568	69,227	60,551	64,691	314,769	537,806	225,000	58.5%	21.9%	03/28/2024	2387	41,882	88,335	111,467	414,046	655,730	375,000	63.1%	-29.6%	
04/01/2024	2388	28,505	62,003	59,987	49,185	262,000	461,680	200,000	56.7%		04/04/2024	2389									




Est Sales: Monday		Est Draw Sales: Thursday	
56.2%	57.2%	7.2%	12.8%
256,210	266,862	494,921	520,775

*Estimated Support for Jackpot Prize \$109,788
 Less: Current Advertised Jackpot \$200,000
 **Amount necessary to fund advertised jackpot (90,212) Under

If there is no jackpot prize ticket sold in tonight's drawing:	low	high
Estimated Total Draw Sales for the Current Roll Cycle	\$461,680	\$461,680
Estimated Sales for Next Draw	\$495,000	\$520,000
Estimated Total Draw Sales for the Roll Cycle	\$956,680	\$981,680
**Estimated Support for the Jackpot Prize In the Next Draw	\$227,499	\$233,444

Thursday Prospective Jackpot	\$225,000
Difference from Estimated Support	\$2,499
Thursday Prospective Jackpot	\$250,000
**Amount necessary to fund prospective jackpot	(22,501)
Thursday Prospective Jackpot	\$275,000
**Amount necessary to fund prospective jackpot	(47,501)

Approval for Estimated Jackpot Amount to Advertise

\$225,000		4/1/24 11:07 AM
Jackpot Amount	Sergio Rey Controller	Date
\$225,000		4/1/24 11:12 AM
Jackpot Amount	Robert Tirloni Lottery Operations Division Director	Date
\$225,000		4/1/24 11:20 AM
Jackpot Amount	Ryan Mindell Deputy Executive Director	Date

*Estimated total draw sales may be adjusted to include promotional wagers associated with this game.
 **If additional funds are required, funds will be taken from the State Lottery Account as identified in Government Code, § 466.355