

Texas Two Step Jackpot Estimation Worksheet

| Monday Date | Draw # | Advance | Friday | Saturday | Sunday | Monday | Total Draw Sales | Monday Advertised Jackpot | Mon % of Total Draw Sales | % Change from Monday rolling to Thursday | Thursday Date | Draw # | Advance | Tuesday | Wednesday | Thursday | Total Draw Sales | Thursday Advertised Jackpot | Thu % of Total Draw Sales | % Change from Thursday rolling to Monday |
|----------------|--------|---------|---------|----------|---------|---------|---------------------|---------------------------------|---------------------------------|--|------------------|--------|---------|---------|-----------|----------|---------------------|-----------------------------------|---------------------------------|--|
| 04/29/2024 | 2396 | 26,639 | 72,899 | 71,477 | 80,895 | 298,880 | 550,790 | 325,000 | 54.3% | 37.8% | 05/02/2024 | 2397 | 39,613 | 102,204 | 145,582 | 471,705 | 759,104 | 500,000 | 62.1% | 12.5% |
| 05/06/2024 | 2398 | 29,375 | 124,698 | 116,052 | 125,781 | 458,163 | 854,069 | 725,000 | 53.6% | 43.4% | 05/09/2024 | 2399 | 42,595 | 179,090 | 252,048 | 751,370 | 1,225,103 | 1,000,000 | 61.3% | 11.4% |
| 05/13/2024 | 2400 | 33,008 | 219,595 | 203,121 | 187,391 | 721,097 | 1,364,212 | 1,325,000 | 52.9% | -65.5% | 05/16/2024 | 2401 | 50,025 | 67,234 | 80,674 | 272,940 | 470,873 | 200,000 | 58.0% | -7.7% |
| 05/20/2024 | 2402 | 29,433 | 59,813 | 55,669 | 61,305 | 228,586 | 434,806 | 200,000 | 52.6% | 11.9% | 05/23/2024 | 2403 | 40,430 | 64,727 | 82,396 | 298,922 | 486,475 | 225,000 | 61.4% | 7.2% |
| 05/27/2024 | 2404 | 27,957 | 75,819 | 70,770 | 81,200 | 265,621 | 521,367 | 325,000 | 50.9% | 43.0% | 05/30/2024 | 2405 | 39,585 | 95,803 | 139,983 | 469,987 | 745,358 | 500,000 | 63.1% | 15.8% |
| 06/03/2024 | 2406 | 29,626 | 122,993 | 115,948 | 132,382 | 462,233 | 863,182 | 700,000 | 53.5% | 35.3% | 06/06/2024 | 2407 | 43,593 | 169,229 | 237,186 | 718,162 | 1,168,170 | 1,000,000 | 61.5% | 7.1% |
| 06/10/2024 | 2408 | 33,730 | 187,214 | 186,648 | 185,612 | 657,672 | 1,250,876 | 1,300,000 | 52.6% | -61.8% | 06/13/2024 | 2409 | 47,514 | 63,650 | 79,455 | 287,028 | 477,647 | 200,000 | 60.1% | 0.7% |
| 06/17/2024 | 2410 | 29,958 | 63,035 | 62,012 | 70,196 | 255,816 | 481,017 | 225,000 | 53.2% | 31.6% | 06/20/2024 | 2411 | 41,622 | 85,290 | 108,000 | 398,217 | 633,129 | 350,000 | 62.9% | 17.7% |
| 06/24/2024 | 2412 | 30,166 | 102,408 | 97,665 | 111,734 | 403,354 | 745,327 | 525,000 | 54.1% | -37.4% | 06/27/2024 | 2413 | 44,013 | 61,191 | 78,816 | 282,738 | 466,758 | 200,000 | 60.6% | 1.5% |
| 07/01/2024 | 2414 | 28,923 | 62,346 | 59,787 | 71,154 | 251,682 | 473,892 | 225,000 | 53.1% | 26.4% | 07/04/2024 | 2415 | 41,959 | 82,571 | 130,306 | 344,313 | 599,149 | 350,000 | 57.5% | 6.7% |
| 07/08/2024 | 2416 | 29,119 | 98,472 | 96,103 | 128,641 | 287,087 | 639,422 | 525,000 | 44.9% | 31.5% | 07/11/2024 | 2417 | 41,371 | 111,213 | 163,243 | 525,242 | 841,069 | 700,000 | 62.4% | 19.1% |
| 07/15/2024 | 2418 | 30,122 | 140,328 | 137,933 | 155,443 | 537,563 | 1,001,389 | 925,000 | 53.7% | 24.0% | 07/18/2024 | 2419 | 45,225 | 187,837 | 257,720 | 750,661 | 1,241,443 | 1,200,000 | 60.5% | -64.5% |
| 07/22/2024 | 2420 | 33,674 | 63,994 | 56,965 | 62,968 | 223,562 | 441,163 | 200,000 | 50.7% | 13.3% | 07/25/2024 | 2421 | 41,596 | 63,552 | 86,736 | 308,149 | 500,033 | 225,000 | 61.6% | 13.7% |
| 07/29/2024 | 2422 | 28,867 | 74,891 | 72,111 | 86,134 | 306,384 | 568,387 | 325,000 | 53.9% | -16.0% | 08/01/2024 | 2423 | 41,542 | 61,636 | 79,776 | 294,305 | 477,259 | 200,000 | 61.7% | -1.9% |
| 08/05/2024 | 2424 | 28,095 | 62,971 | 59,069 | 69,392 | 248,826 | 468,353 | 225,000 | 53.1% | 31.3% | 08/08/2024 | 2425 | 40,597 | 77,372 | 105,630 | 391,513 | 615,112 | 350,000 | 63.6% | 13.8% |
| 08/12/2024 | 2426 | 28,446 | 95,162 | 90,042 | 108,840 | 377,569 | 700,059 | 525,000 | 53.9% | 28.8% | 08/15/2024 | 2427 | 43,114 | 121,026 | 177,077 | 560,270 | 901,487 | 725,000 | 62.1% | 12.2% |
| 08/19/2024 | 2428 | 30,579 | 140,796 | 136,383 | 153,849 | 549,786 | 1,011,393 | 975,000 | 54.4% | 22.5% | 08/22/2024 | 2429 | 45,060 | 183,608 | 253,630 | 756,923 | 1,239,221 | 1,250,000 | 61.1% | -64.7% |
| 08/26/2024 | 2430 | 32,473 | 63,672 | 55,725 | 61,849 | 224,172 | 437,891 | 200,000 | 51.2% | 14.8% | 08/29/2024 | 2431 | 40,823 | 62,209 | 86,290 | 313,405 | 502,727 | 225,000 | 62.3% | -16.8% |
| 09/02/2024 | 2432 | 28,336 | 63,245 | 57,154 | 62,111 | 207,443 | 418,289 | 200,000 | 49.6% | 20.0% | 09/05/2024 | 2433 | 39,242 | 70,018 | 83,752 | 309,012 | 502,024 | 225,000 | 61.6% | 11.5% |
| 09/09/2024 | 2434 | 28,440 | 76,300 | 69,449 | 83,407 | 302,008 | 559,604 | 325,000 | 54.0% | -15.6% | 09/12/2024 | 2435 | 41,253 | 63,650 | 74,868 | 292,298 | 472,069 | 200,000 | 61.9% | -3.3% |
| 09/16/2024 | 2436 | 27,519 | 63,882 | 56,734 | 66,274 | 242,185 | 456,594 | 225,000 | 53.0% | 35.3% | 09/19/2024 | 2437 | 39,547 | 78,631 | 108,641 | 391,161 | 617,980 | 350,000 | 63.3% | 12.2% |
| 09/23/2024 | 2438 | 27,600 | 95,151 | 89,855 | 103,581 | 377,045 | 693,232 | 525,000 | 54.4% | 29.8% | 09/26/2024 | 2439 | 41,543 | 126,070 | 177,767 | 554,472 | 899,852 | 725,000 | 61.6% | -51.6% |
| 09/30/2024 | 2440 | 29,705 | 60,968 | 56,022 | 57,822 | 230,744 | 435,261 | 200,000 | 53.0% | 16.5% | 10/03/2024 | 2441 | 39,759 | 64,412 | 84,944 | 318,147 | 507,262 | 225,000 | 62.7% | -15.5% |
| 10/07/2024 | 2442 | 28,230 | 57,617 | 55,679 | 61,087 | 225,813 | 428,426 | 200,000 | 52.7% | 13.4% | 10/10/2024 | 2443 | 39,612 | 61,859 | 81,650 | 302,903 | 486,024 | 225,000 | 62.3% | 9.9% |
| 10/14/2024 | 2444 | 27,257 | 69,561 | 67,562 | 79,560 | 290,000 | 533,940 | 325,000 | 54.3% | | 10/17/2024 | 2445 | | | | | | | | |




| | | | |
|-------------------|---------|--------------------------|---------|
| Est Sales: Monday | | Est Draw Sales: Thursday | |
| 53.7% | 54.7% | 37.8% | 42.6% |
| 282,928 | 294,559 | 735,769 | 761,398 |

| | |
|--------------------------------------|-------------|
| *Estimated Support for Jackpot Prize | \$344,427 |
| Less: Current Advertised Jackpot | \$325,000 |
| Difference from Estimated Support | 19,427 Over |

| | | |
|--|-------------|-------------|
| If there is no jackpot prize ticket sold in tonight's drawing: | low | high |
| Estimated Total Draw Sales for the Current Roll Cycle | \$1,448,390 | \$1,448,390 |
| Estimated Sales for Next Draw | \$736,000 | \$761,000 |
| Estimated Total Draw Sales for the Roll Cycle | \$2,184,390 | \$2,209,390 |
| **Estimated Support for the Jackpot Prize In the Next Draw | \$519,448 | \$525,393 |

| | |
|--|-----------|
| Thursday Prospective Jackpot | \$475,000 |
| Difference from Estimated Support | \$44,448 |
| Thursday Prospective Jackpot | \$500,000 |
| Difference from Estimated Support | \$19,448 |
| Thursday Prospective Jackpot | \$525,000 |
| **Amount necessary to fund prospective jackpot | (5,552) |

Approval for Estimated Jackpot Amount to Advertise

| | | |
|----------------|---|-----------------------------|
| \$500,000 |  | 10/14/24 10:20 AM |
| Jackpot Amount | Sergio Rey | Controller |
| | | Date |
| \$500,000 |  | 10/14/24 10:56 AM |
| Jackpot Amount | Robert Tirloni | Lottery Operations Division |
| | | Director |
| | | Date |
| \$500,000 |  | 10/14/24 11:27 AM |
| Jackpot Amount | Ryan Mindell | Executive Director |
| | | Date |

*Estimated total draw sales may be adjusted to include promotional wagers associated with this game.
**If additional funds are required, funds will be taken from the State Lottery Account as identified in Government Code, § 466.355