

Texas Two Step Jackpot Estimation Worksheet

Monday Date	Draw #	Advance	Friday	Saturday	Sunday	Monday	Total Draw Sales	Monday Advertised Jackpot	Mon % of Total Draw Sales	% Change from Monday rolling to Thursday	Thursday Date	Draw #	Advance	Tuesday	Wednesday	Thursday	Total Draw Sales	Thursday Advertised Jackpot	Thu % of Total Draw Sales	% Change from Thursday rolling to Monday
07/29/2024	2422	28,867	74,891	72,111	86,134	306,384	568,387	325,000	53.9%	-16.0%	08/01/2024	2423	41,542	61,636	79,776	294,305	477,259	200,000	61.7%	-1.9%
08/05/2024	2424	28,095	62,971	59,069	69,392	248,826	468,353	225,000	53.1%	31.3%	08/08/2024	2425	40,597	77,372	105,630	391,513	615,112	350,000	63.6%	13.8%
08/12/2024	2426	28,446	95,162	90,042	108,840	377,569	700,059	525,000	53.9%	28.8%	08/15/2024	2427	43,114	121,026	177,077	560,270	901,487	725,000	62.1%	12.2%
08/19/2024	2428	30,579	140,796	136,383	153,849	549,786	1,011,393	975,000	54.4%	22.5%	08/22/2024	2429	45,060	183,608	253,630	756,923	1,239,221	1,250,000	61.1%	-64.7%
08/26/2024	2430	32,473	63,672	55,725	61,849	224,172	437,891	200,000	51.2%	14.8%	08/29/2024	2431	40,823	62,209	86,290	313,405	502,727	225,000	62.3%	-16.8%
09/02/2024	2432	28,336	63,245	57,154	62,111	207,443	418,289	200,000	49.6%	20.0%	09/05/2024	2433	39,242	70,018	83,752	309,012	502,024	225,000	61.6%	11.5%
09/09/2024	2434	28,440	76,300	69,449	83,407	302,008	559,604	325,000	54.0%	-15.6%	09/12/2024	2435	41,253	63,650	74,868	292,298	472,069	200,000	61.9%	-3.3%
09/16/2024	2436	27,519	63,882	56,734	66,274	242,185	456,594	225,000	53.0%	35.3%	09/19/2024	2437	39,547	78,631	108,641	391,161	617,980	350,000	63.3%	12.2%
09/23/2024	2438	27,600	95,151	89,855	103,581	377,045	693,232	525,000	54.4%	29.8%	09/26/2024	2439	41,543	126,070	177,767	554,472	899,852	725,000	61.6%	-51.6%
09/30/2024	2440	29,705	60,968	56,022	57,822	230,744	435,261	200,000	53.0%	16.5%	10/03/2024	2441	39,759	64,412	84,944	318,147	507,262	225,000	62.7%	-15.5%
10/07/2024	2442	28,230	57,617	55,679	61,087	225,813	428,426	200,000	52.7%	13.4%	10/10/2024	2443	39,612	61,859	81,650	302,903	486,024	225,000	62.3%	9.4%
10/14/2024	2444	27,257	69,561	67,562	79,560	287,853	531,793	325,000	54.1%	36.8%	10/17/2024	2445	40,664	93,683	135,091	458,069	727,507	500,000	63.0%	9.4%
10/21/2024	2446	29,432	107,657	103,905	119,388	435,561	795,943	700,000	54.7%	30.7%	10/24/2024	2447	43,780	142,034	209,234	645,130	1,040,178	950,000	62.0%	18.0%
10/28/2024	2448	31,669	182,533	178,103	180,711	654,756	1,227,772	1,225,000	53.3%	-61.6%	10/31/2024	2449	46,876	62,185	80,230	281,676	470,967	200,000	59.8%	0.0%
11/04/2024	2450	29,039	64,362	59,247	66,995	251,126	470,769	225,000	53.3%	32.3%	11/07/2024	2451	41,897	77,525	109,054	394,578	623,054	350,000	63.3%	10.3%
11/11/2024	2452	29,558	92,472	93,951	36,545	434,901	687,427	525,000	63.3%	31.2%	11/14/2024	2453	43,199	118,734	179,012	560,674	901,619	725,000	62.2%	-52.0%
11/18/2024	2454	31,264	60,405	55,693	60,261	225,091	432,714	200,000	52.0%	13.6%	11/21/2024	2455	41,086	60,708	82,955	306,804	491,553	225,000	62.4%	13.1%
11/25/2024	2456	28,327	70,120	67,201	81,222	309,053	555,923	350,000	55.6%	19.5%	11/28/2024	2457	41,969	105,903	189,028	327,623	664,523	500,000	49.3%	27.6%
12/02/2024	2458	27,842	104,891	107,363	122,358	485,667	848,121	700,000	57.3%	22.5%	12/05/2024	2459	43,776	142,145	199,441	653,714	1,039,076	925,000	62.9%	-56.5%
12/09/2024	2460	31,935	61,029	50,682	57,947	250,073	451,666	200,000	55.4%	2.0%	12/12/2024	2461	40,806	57,541	76,620	285,600	460,567	200,000	62.0%	3.6%
12/16/2024	2462	27,930	59,711	55,463	64,164	269,783	477,051	225,000	56.6%	28.6%	12/19/2024	2463	39,490	77,206	111,648	385,036	613,380	350,000	62.8%	22.9%
12/23/2024	2464	28,772	95,765	85,771	105,488	438,280	754,076	525,000	58.1%	14.0%	12/26/2024	2465	44,614	150,044	91,392	573,502	859,552	725,000	66.7%	25.9%
12/30/2024	2466	30,830	176,493	125,609	153,339	596,186	1,082,457	975,000	55.1%	28.5%	01/02/2025	2467	45,708	231,245	217,394	897,138	1,391,485	1,275,000	64.5%	-67.1%
01/06/2025	2468	34,335	72,548	61,742	67,740	221,396	457,761	200,000	48.4%	1.9%	01/09/2025	2469	43,260	69,459	103,968	249,699	466,386	225,000	53.5%	21.7%
01/13/2025	2470	28,836	62,582	76,211	84,927	315,000	567,556	350,000	55.5%		01/16/2025	2471								

Est Sales: Monday		Est Draw Sales: Thursday	
55.3%	56.3%	27.2%	31.7%
312,446	325,375	721,931	747,471

*Estimated Support for Jackpot Prize \$354,727
 Less: Current Advertised Jackpot \$350,000
 Difference from Estimated Support 4,727 Over

If there is no jackpot prize ticket sold in tonight's drawing:




	low	high
Estimated Total Draw Sales for the Current Roll Cycle	\$1,491,703	\$1,491,703
Estimated Sales for Next Draw	\$722,000	\$747,000
Estimated Total Draw Sales for the Roll Cycle	\$2,213,703	\$2,238,703
**Estimated Support for the Jackpot Prize In the Next Draw	\$526,419	\$532,364

Thursday Prospective Jackpot \$500,000
 Difference from Estimated Support \$26,419

Thursday Prospective Jackpot \$525,000
 Difference from Estimated Support \$1,419

Thursday Prospective Jackpot \$550,000
 **Amount necessary to fund prospective jackpot (23,581)

Approval for Estimated Jackpot Amount to Advertise

\$525,000		1/13/25 12:28 PM
Jackpot Amount	Sergio Rey	Controller
		Date
\$525,000		1/13/25 12:37 PM
Jackpot Amount	Robert Tirloni	Lottery Operations Division
		Director
		Date
\$525,000		1/13/25 12:39 PM
Jackpot Amount	Ryan Mindell	Executive Director
		Date

For Robert Tirloni

*Estimated total draw sales may be adjusted to include promotional wagers associated with this game.
 **If additional funds are required, funds will be taken from the State Lottery Account as identified in Government Code, § 466.355