

Texas Two Step Jackpot Estimation Worksheet

Monday Date	Draw #	Advance	Friday	Saturday	Sunday	Monday	Total Draw Sales	Monday Advertised Jackpot	Mon % of Total Draw Sales	% Change from Monday rolling to Thursday	Thursday Date	Draw #	Advance	Tuesday	Wednesday	Thursday	Total Draw Sales	Thursday Advertised Jackpot	Thu % of Total Draw Sales	% Change from Thursday rolling to Monday
02/17/2025	2480	28,649	56,312	54,030	61,715	218,783	419,489	200,000	52.2%	9.2%	02/20/2025	2481	40,447	66,014	68,613	283,178	458,252	225,000	61.8%	12.5%
02/24/2025	2482	27,306	66,941	62,565	77,070	281,827	515,709	325,000	54.6%	-16.4%	02/27/2025	2483	41,056	50,369	75,973	263,619	431,017	200,000	61.2%	-1.4%
03/03/2025	2484	27,582	50,649	53,232	63,894	229,648	425,005	225,000	54.0%	24.4%	03/06/2025	2485	41,680	59,098	97,009	331,090	528,877	325,000	62.6%	12.8%
03/10/2025	2486	29,081	78,289	75,379	87,367	326,209	596,325	475,000	54.7%	24.9%	03/13/2025	2487	44,511	92,966	146,747	460,750	744,974	625,000	61.8%	13.5%
03/17/2025	2488	31,275	110,789	116,314	130,739	456,439	845,556	850,000	54.0%	29.0%	03/20/2025	2489	47,414	156,666	225,919	660,761	1,090,760	1,100,000	60.6%	-62.4%
03/24/2025	2490	34,300	55,191	52,421	59,111	209,013	410,036	200,000	51.0%	13.5%	03/27/2025	2491	44,036	59,157	82,238	280,084	465,515	225,000	60.2%	14.8%
03/31/2025	2492	29,407	62,757	65,558	81,358	295,491	534,571	325,000	55.3%	35.6%	04/03/2025	2493	43,197	96,048	136,604	449,253	725,102	500,000	62.0%	10.2%
04/07/2025	2494	32,896	100,286	98,910	128,424	438,398	798,914	675,000	54.9%	27.4%	04/10/2025	2495	46,632	174,182	210,488	586,812	1,018,114	925,000	57.6%	-50.4%
04/14/2025	2496	33,527	105,717	65,377	68,304	232,288	505,213	200,000	46.0%	2.2%	04/17/2025	2497	43,080	97,233	95,017	281,148	516,478	200,000	54.4%	-5.1%
04/21/2025	2498	29,858	112,206	69,956	49,167	228,810	489,997	225,000	46.7%	13.5%	04/24/2025	2499	41,766	68,473	102,374	343,774	556,387	350,000	61.8%	18.0%
04/28/2025	2500	30,594	80,922	85,519	97,813	361,426	656,274	525,000	55.1%	-31.9%	05/01/2025	2501	44,921	58,619	71,684	271,586	446,810	200,000	60.8%	-2.4%
05/05/2025	2502	30,523	52,322	55,624	66,552	231,258	436,279	225,000	53.0%	25.6%	05/08/2025	2503	42,373	64,741	104,955	335,985	548,054	325,000	61.3%	11.2%
05/12/2025	2504	30,288	78,086	79,596	90,236	331,248	609,454	475,000	54.4%	23.8%	05/15/2025	2505	43,796	99,151	149,906	461,543	754,396	650,000	61.2%	-47.1%
05/19/2025	2506	31,773	49,731	50,365	56,110	211,471	399,450	200,000	52.9%	13.0%	05/22/2025	2507	41,119	53,920	80,818	275,398	451,255	225,000	61.0%	2.7%
05/26/2025	2508	28,451	63,559	62,522	72,843	236,025	463,400	325,000	50.9%	-7.6%	05/29/2025	2509	40,105	55,737	73,200	259,013	428,055	200,000	60.5%	-1.2%
06/02/2025	2510	28,056	50,587	55,162	63,855	225,378	423,038	225,000	53.3%	25.5%	06/05/2025	2511	40,314	64,500	98,480	327,551	530,845	325,000	61.7%	12.4%
06/09/2025	2512	28,959	73,538	77,438	91,014	325,877	596,826	450,000	54.6%	22.4%	06/12/2025	2513	43,817	91,295	148,859	446,278	730,249	625,000	61.1%	13.4%
06/16/2025	2514	30,807	108,275	113,343	118,748	456,685	827,858	825,000	55.2%	-49.4%	06/19/2025	2515	46,404	51,866	74,869	245,528	418,667	200,000	58.6%	-1.7%
06/23/2025	2516	29,293	48,769	52,143	59,085	222,401	411,691	225,000	54.0%	25.6%	06/26/2025	2517	41,252	60,017	95,601	320,167	517,037	300,000	61.9%	16.9%
06/30/2025	2518	29,301	71,438	77,340	91,161	335,395	604,635	450,000	55.5%	26.8%	07/03/2025	2519	43,780	98,711	159,615	464,753	766,859	625,000	60.6%	-49.0%
07/07/2025	2520	33,012	42,720	47,947	56,097	211,231	391,007	200,000	54.0%	15.3%	07/10/2025	2521	41,704	51,716	79,628	277,811	450,859	225,000	61.6%	8.0%
07/14/2025	2522	29,523	58,729	63,025	71,251	264,539	487,067	300,000	54.3%	-12.7%	07/17/2025	2523	42,341	49,115	75,327	258,595	425,378	200,000	60.8%	-2.0%
07/21/2025	2524	27,954	48,989	53,262	61,318	225,246	416,769	225,000	54.0%	22.6%	07/24/2025	2525	41,042	60,263	93,296	316,351	510,952	300,000	61.9%	13.1%
07/28/2025	2526	28,536	68,420	78,110	85,721	316,925	577,712	450,000	54.9%	-27.5%	07/31/2025	2527	42,520	48,124	73,615	254,540	418,799	200,000	60.8%	0.0%
08/04/2025	2528	27,727	51,434	53,856	60,840	224,817	418,674	225,000	53.7%	22.3%	08/07/2025	2529	40,428	61,204	93,483	317,000	512,115	300,000	61.9%	

Est Sales: Thursday		Est Draw Sales: Monday	
61.8%	62.8%	12.1%	17.2%
315,657	329,388	574,081	600,199

*Estimated Support for Jackpot Prize \$320,932
 Less: Current Advertised Jackpot \$300,000
 Difference from Estimated Support 20,932 Over


If there is no jackpot prize ticket sold in tonight's drawing:	low	high	
	Estimated Total Draw Sales for the Current Roll Cycle	\$1,349,588	\$1,349,588
	Estimated Sales for Next Draw	\$575,000	\$600,000
	Estimated Total Draw Sales for the Roll Cycle	\$1,924,588	\$1,949,588
**Estimated Support for the Jackpot Prize In the Next Draw	\$457,667	\$463,612	

Monday Prospective Jackpot \$425,000
 Difference from Estimated Support \$32,667


Monday Prospective Jackpot \$450,000
 Difference from Estimated Support \$7,667


Monday Prospective Jackpot \$475,000
 **Amount necessary to fund prospective jackpot (17,333)

Approval for Estimated Jackpot Amount to Advertise

\$450,000 
 Jackpot Amount Sergio Rey Controller 8/7/25 10:52 AM Date

For Sergio Rey

\$450,000 
 Jackpot Amount Kelly Stuckey Acting Lottery Operations Division Director 8/7/25 11:11 AM Date

\$450,000 
 Jackpot Amount Sergio Rey Acting Deputy Executive Director 8/7/25 11:12 AM Date

*Estimated total draw sales may be adjusted to include promotional wagers associated with this game.

**If additional funds are required, funds will be taken from the State Lottery Account as identified in Government Code, § 466.355