

Texas Two Step Jackpot Estimation Worksheet

Monday Date	Draw #	Advance	Friday	Saturday	Sunday	Monday	Total Draw Sales	Monday Advertised Jackpot	Mon % of Total Draw Sales	% Change from Monday rolling to Thursday	Thursday Date	Draw #	Advance	Tuesday	Wednesday	Thursday	Total Draw Sales	Thursday Advertised Jackpot	Thu % of Total Draw Sales	% Change from Thursday rolling to Monday
11/10/2025	2556	29,571	235,561	111,614	94,486	316,679	787,911	250,000	40.2%	-0.2%	11/13/2025	2557	40,584	259,244	153,279	333,597	786,704	200,000	42.4%	-4.6%
11/17/2025	2558	27,744	373,519	68,950	61,471	218,451	750,135	200,000	29.1%	-29.7%	11/20/2025	2559	37,769	98,862	104,470	286,531	527,632	275,000	54.3%	21.9%
11/24/2025	2560	26,938	127,041	86,709	92,917	309,546	643,151	425,000	48.1%	9.2%	11/27/2025	2561	40,930	151,083	215,890	294,574	702,477	625,000	41.9%	41.3%
12/01/2025	2562	28,687	163,115	136,003	131,247	533,887	992,939	825,000	53.8%	-57.7%	12/04/2025	2563	44,107	51,455	78,408	245,958	419,928	200,000	58.6%	34.6%
12/08/2025	2564	28,736	50,732	54,870	56,617	374,339	565,294	225,000	66.2%	-26.8%	12/11/2025	2565	40,927	49,760	79,350	243,848	413,885	200,000	58.9%	104.3%
12/15/2025	2566	27,842	52,735	59,639	51,974	653,435	845,625	225,000	77.3%	-50.6%	12/18/2025	2567	40,229	50,928	85,329	241,591	418,077	200,000	57.8%	195.2%
12/22/2025	2568	27,836	54,492	60,288	55,032	1,036,416	1,234,064	225,000	84.0%	-60.0%	12/25/2025	2569	41,518	89,966	155,051	207,591	494,126	375,000	42.0%	51.6%
12/29/2025	2570	28,415	95,892	100,171	107,947	416,810	749,235	600,000	55.6%	22.6%	01/01/2026	2571	44,376	149,593	263,090	461,276	918,335	850,000	50.2%	-55.2%
01/05/2026	2572	32,300	59,614	56,290	56,428	206,953	411,585	200,000	50.3%	12.3%	01/08/2026	2573	41,708	56,085	84,834	279,712	462,339	225,000	60.5%	7.3%
01/12/2026	2574	29,522	61,936	68,068	71,413	265,261	496,200	300,000	53.5%	30.9%	01/15/2026	2575	42,435	78,369	132,014	396,916	649,734	475,000	61.1%	9.9%
01/19/2026	2576	31,436	98,379	101,504	98,863	383,910	714,092	650,000	53.8%	34.0%	01/22/2026	2577	45,454	130,630	217,287	563,384	956,755	900,000	58.9%	-3.5%
01/26/2026	2578	36,448	258,504	132,241	67,846	428,029	923,068	1,125,000	46.4%	37.9%	01/29/2026	2579	45,552	169,217	298,427	759,880	1,273,076	1,375,000	59.7%	-66.6%
02/02/2026	2580	37,135	59,523	55,687	55,515	217,740	425,600	200,000	51.2%	11.9%	02/05/2026	2581	43,680	56,860	88,610	287,302	476,452	225,000	60.3%	13.0%
02/09/2026	2582	32,136	67,408	73,528	79,312	286,228	538,612	325,000	53.1%	36.4%	02/12/2026	2583	43,697	90,789	152,705	447,530	734,721	500,000	60.9%	12.6%
02/16/2026	2584	33,297	114,454	105,298	131,659	442,434	827,142	700,000	53.5%	23.7%	02/19/2026	2585	47,032	145,931	217,981	611,923	1,022,867	925,000	59.8%	17.8%
02/23/2026	2586	36,790	173,141	180,601	174,013	640,483	1,205,028	1,225,000	53.2%	15.0%	02/26/2026	2587	51,308	201,036	307,628	825,710	1,385,682	1,550,000	59.6%	22.9%
03/02/2026	2588	39,317	233,381	235,182	228,725	966,778	1,703,383	1,950,000	56.8%	4.4%	03/05/2026	2589	57,028	269,960	409,787	1,042,093	1,778,868	2,400,000	58.6%	-71.4%
03/09/2026	2590	42,447	62,921	56,721	54,915	291,994	508,998	200,000	57.4%	-7.0%	03/12/2026	2591	48,455	56,612	84,340	284,002	473,409	200,000	60.0%	11.9%
03/16/2026	2592	34,596	58,378	60,553	63,725	312,409	529,661	225,000	59.0%	14.9%	03/19/2026	2593	46,408	72,421	119,611	369,947	608,387	350,000	60.8%	35.8%
03/23/2026	2594	34,903	86,782	94,116	98,494	511,666	825,961	525,000	61.9%	9.7%	03/26/2026	2595	49,680	115,942	188,525	551,641	905,788	750,000	60.9%	-43.6%
03/30/2026	2596	36,243	54,170	56,152	56,604	308,107	511,276	200,000	60.3%	-0.2%	04/02/2026	2597	45,796	60,803	94,654	309,033	510,286	225,000	60.6%	13.5%
04/06/2026	2598	32,979	70,433	71,951	66,447	337,116	578,926	350,000	58.2%	31.2%	04/09/2026	2599	45,162	95,524	155,925	462,811	759,422	525,000	60.9%	-41.2%
04/13/2026	2600	34,127	56,616	58,676	56,797	240,054	446,270	200,000	53.8%	6.6%	04/16/2026	2601	43,225	56,253	87,304	288,973	475,755	200,000	60.7%	-9.3%
04/20/2026	2602	30,784	54,492	53,955	61,583	230,485	431,299	200,000	53.4%	12.5%	04/23/2026	2603	42,045	53,818	93,655	295,600	485,118	225,000	60.9%	9.6%
04/27/2026	2604	29,773	64,354	67,421	78,377	291,706	531,631	325,000	54.9%	-13.3%	04/30/2026	2605	43,026	53,844	84,045	280,000	460,915	200,000	60.7%	

Est Sales: Thursday		Est Draw Sales: Monday	
60.5%	61.5%	-2.4%	3.1%
277,098	288,994	449,853	475,203

*Estimated Support for Jackpot Prize \$109,606
 Less: Current Advertised Jackpot \$200,000
 **Amount necessary to fund advertised jackpot (90,394) Under

If there is no jackpot prize ticket sold in tonight's drawing:




	low	high
Estimated Total Draw Sales for the Current Roll Cycle	\$460,915	\$460,915
Estimated Sales for Next Draw	\$450,000	\$475,000
Estimated Total Draw Sales for the Roll Cycle	<u>\$910,915</u>	<u>\$935,915</u>
**Estimated Support for the Jackpot Prize In the Next Draw	<u>\$216,616</u>	<u>\$222,561</u>

Monday Prospective Jackpot \$225,000
 **Amount necessary to fund prospective jackpot (8,384)

Monday Prospective Jackpot \$250,000
 **Amount necessary to fund prospective jackpot (33,384)

Monday Prospective Jackpot \$275,000
 **Amount necessary to fund prospective jackpot (58,384)

Approval for Estimated Jackpot Amount to Advertise

\$225,000		4/30/26 10:09 AM
Jackpot Amount	Brandy Myers Chief Financial Officer	Date
\$225,000		4/30/26 10:29 AM
Jackpot Amount	Kelly Stuckey Lottery Operations Director	Date
\$225,000		4/30/26 10:41 AM
Jackpot Amount	Sergio Rey Interim Lottery & Charitable Bingo Deputy Executive Director	Date

*Estimated total draw sales may be adjusted to include promotional wagers associated with this game.
 **If additional funds are required, funds will be taken from the State Lottery Account as identified in Government Code, § 466.355