

Texas Two Step Jackpot Estimation Worksheet

Monday Date	Draw #	Advance	Friday	Saturday	Sunday	Monday	Total Draw Sales	Monday Advertised Jackpot	Mon % of Total Draw Sales	% Change from Monday rolling to Thursday	Thursday Date	Draw #	Advance	Tuesday	Wednesday	Thursday	Total Draw Sales	Thursday Advertised Jackpot	Thu % of Total Draw Sales	% Change from Thursday rolling to Monday
12/15/2025	2566	27,842	52,735	59,639	51,974	653,435	845,625	225,000	77.3%	-50.6%	12/18/2025	2567	40,229	50,928	85,329	241,591	418,077	200,000	57.8%	195.2%
12/22/2025	2568	27,836	54,492	60,288	55,032	1,036,416	1,234,064	225,000	84.0%	-60.0%	12/25/2025	2569	41,518	89,966	155,051	207,591	494,126	375,000	42.0%	51.6%
12/29/2025	2570	28,415	95,892	100,171	107,947	416,810	749,235	600,000	55.6%	22.6%	01/01/2026	2571	44,376	149,593	263,090	461,276	918,335	850,000	50.2%	-55.2%
01/05/2026	2572	32,300	59,614	56,290	56,428	206,953	411,585	200,000	50.3%	12.3%	01/08/2026	2573	41,708	56,085	84,834	279,712	462,339	225,000	60.5%	7.3%
01/12/2026	2574	29,522	61,936	68,068	71,413	265,261	496,200	300,000	53.5%	30.9%	01/15/2026	2575	42,435	78,369	132,014	396,916	649,734	475,000	61.1%	9.9%
01/19/2026	2576	31,436	98,379	101,504	98,863	383,910	714,092	650,000	53.8%	34.0%	01/22/2026	2577	45,454	130,630	217,287	563,384	956,755	900,000	58.9%	-3.5%
01/26/2026	2578	36,448	258,504	132,241	67,846	428,029	923,068	1,125,000	46.4%	37.9%	01/29/2026	2579	45,552	169,217	298,427	759,880	1,273,076	1,375,000	59.7%	-66.6%
02/02/2026	2580	37,135	59,523	55,687	55,515	217,740	425,600	200,000	51.2%	11.9%	02/05/2026	2581	43,680	56,860	88,610	287,302	476,452	225,000	60.3%	13.0%
02/09/2026	2582	32,136	67,408	73,528	79,312	286,228	538,612	325,000	53.1%	36.4%	02/12/2026	2583	43,697	90,789	152,705	447,530	734,721	500,000	60.9%	12.6%
02/16/2026	2584	33,297	114,454	105,298	131,659	442,434	827,142	700,000	53.5%	23.7%	02/19/2026	2585	47,032	145,931	217,981	611,923	1,022,867	925,000	59.8%	17.8%
02/23/2026	2586	36,790	173,141	180,601	174,013	640,483	1,205,028	1,225,000	53.2%	15.0%	02/26/2026	2587	51,308	201,036	307,628	825,710	1,385,682	1,550,000	59.6%	22.9%
03/02/2026	2588	39,317	233,381	235,182	228,725	966,778	1,703,383	1,950,000	56.8%	4.4%	03/05/2026	2589	57,028	269,960	409,787	1,042,093	1,778,868	2,400,000	58.6%	-71.4%
03/09/2026	2590	42,447	62,921	56,721	54,915	291,994	508,998	200,000	57.4%	-7.0%	03/12/2026	2591	48,455	56,612	84,340	284,002	473,409	200,000	60.0%	11.9%
03/16/2026	2592	34,596	58,378	60,553	63,725	312,409	529,661	225,000	59.0%	14.9%	03/19/2026	2593	46,408	72,421	119,611	369,947	608,387	350,000	60.8%	35.8%
03/23/2026	2594	34,903	86,782	94,116	98,494	511,666	825,961	525,000	61.9%	9.7%	03/26/2026	2595	49,680	115,942	188,525	551,641	905,788	750,000	60.9%	-43.6%
03/30/2026	2596	36,243	54,170	56,152	56,604	308,107	511,276	200,000	60.3%	-0.2%	04/02/2026	2597	45,796	60,803	94,654	309,033	510,286	225,000	60.6%	13.5%
04/06/2026	2598	32,979	70,433	71,951	66,447	337,116	578,926	350,000	58.2%	31.2%	04/09/2026	2599	45,162	95,524	155,925	462,811	759,422	525,000	60.9%	-41.2%
04/13/2026	2600	34,127	56,616	58,676	56,797	240,054	446,270	200,000	53.8%	6.6%	04/16/2026	2601	43,225	56,253	87,304	288,973	475,755	200,000	60.7%	-9.3%
04/20/2026	2602	30,784	54,492	53,955	61,583	230,485	431,299	200,000	53.4%	12.5%	04/23/2026	2603	42,045	53,818	93,655	295,600	485,118	225,000	60.9%	9.6%
04/27/2026	2604	29,773	64,354	67,421	78,377	291,706	531,631	325,000	54.9%	-13.3%	04/30/2026	2605	43,026	53,844	84,045	280,038	460,953	200,000	60.8%	-6.2%
05/04/2026	2606	29,620	50,471	59,534	61,426	231,285	432,336	200,000	53.5%	11.1%	05/07/2026	2607	41,842	56,755	88,862	292,942	480,401	225,000	61.0%	-12.6%
05/11/2026	2608	29,672	52,545	55,991	56,472	225,374	420,054	200,000	53.7%	12.5%	05/14/2026	2609	40,756	57,647	86,938	287,269	472,610	225,000	60.8%	12.4%
05/18/2026	2610	29,187	70,920	67,134	79,450	284,354	531,045	325,000	53.5%	28.9%	05/21/2026	2611	42,467	85,976	140,410	415,734	684,587	500,000	60.7%	-43.7%
05/25/2026	2612	31,022	54,231	52,071	54,911	193,472	385,707	200,000	50.2%	23.8%	05/28/2026	2613	40,614	60,306	82,938	293,723	477,581	225,000	61.5%	-12.0%
06/01/2026	2614	29,116	52,400	54,719	61,288	222,797	420,320	200,000	53.0%	11.5%	06/04/2026	2615	41,170	54,659	86,652	286,000	468,481	225,000	61.0%	

Est Sales: Thursday		Est Draw Sales: Monday	
60.8%	61.8%	12.4%	18.0%
283,032	295,218	526,573	552,808




*Estimated Support for Jackpot Prize \$211,357
 Less: Current Advertised Jackpot \$225,000
 Amount necessary to fund advertised jackpot **(13,643) Under

If there is no jackpot prize ticket sold in tonight's drawing:

	low	high
Estimated Total Draw Sales for the Current Roll Cycle	\$888,801	\$888,801
Estimated Sales for Next Draw	\$527,000	\$552,000
Estimated Total Draw Sales for the Roll Cycle	\$1,415,801	\$1,440,801
**Estimated Support for the Jackpot Prize In the Next Draw	\$336,677	\$342,622

Monday Prospective Jackpot	\$300,000
Difference from Estimated Support	\$36,677
Monday Prospective Jackpot	\$325,000
Difference from Estimated Support	\$11,677
Monday Prospective Jackpot	\$350,000
**Amount necessary to fund prospective jackpot	(13,323)

Approval for Estimated Jackpot Amount to Advertise

\$325,000		6/4/26 10:42 AM
Jackpot Amount	Brandy Myers Chief Financial Officer	Date
\$325,000		6/4/26 10:45 AM
Jackpot Amount	Kelly Stuckey Lottery Operations Director	Date
\$325,000		6/4/26 10:50 AM
Jackpot Amount	Sergio Rey Interim Lottery & Charitable Bingo Deputy Executive Director	Date

*Estimated total draw sales may be adjusted to include promotional wagers associated with this game.
 **If additional funds are required, funds will be taken from the State Lottery Account as identified in Government Code, § 466.355