

**TEXAS LOTTERY COMMISSION**  
**Scratch Ticket Game Closing Analysis**  
**SUMMARY REPORT**

**Scratch Ticket Information**

Date Completed

10/31/2022

Game #	2346	Confirmed Packs	4,609
Game Name	\$500,000 Extreme Luck	Active Packs	2,650
Quantity Printed	13,460,600	Warehouse Packs	923
Price Point	\$10	Returned Packs	52
Start Date	4/5/2021	Printed Payout Percentage	69.97%
Top Prize	\$ 500,000	Percent Sold	96.41%
Number of Top Prizes Remaining	1	Number of Weeks Out	82

**Current Game Sales Analysis****TANGIBLE COSTS****Expenditure Impact:**

Cost to print tickets	\$ 448,776	Actual ticket production costs
Prize payout expense	\$ 89,070,090	Data from Instant Ticket Tier Liability screen in ES

**Estimated Direct Costs**      \$ 89,518,866

**TANGIBLE BENEFITS****Revenue Impact:**

Estimated sales	\$ 129,773,645	Based on # of tkts printed, times % sold from DaVinci report, times the price point
-----------------	----------------	---

**Total Estimated Benefits**      \$ 129,773,645

**Excess of Revenue over Expended**      \$ 40,254,778

**INTANGIBLE POSITIVE BENEFITS:**

- Allows for open bin space for new games at same price point with higher average weekly sales.
- Allows retailers to return inventory to TLC that is not selling thus releasing their financial burden

**INTANGIBLE NEGATIVE BENEFITS:**

- There are still valuable prizes remaining in this game.

**Assumptions:**

- Estimated sales revenue is calculated based on the number of tickets printed times the percent sold from the DaVinci report. The percent sold amount is based on pack settlements. Some partial packs could be returned thus slightly reducing the sales revenue amount reported above.

**Weekly Sales Comparison Information**

	<u>Previous 3 Weeks Sales from DaVinci</u>	
Most recent week sales	\$	641,950
Next week	\$	751,620
Next week	\$	874,380
Avg Weekly Sales Current Game	\$	755,983
Avg Weekly Sales \$10; 10M - 14.99M Qty	\$	3,255,577
<b>Percentage Of Variance In Sales</b>		<b>77%</b>

**TEXAS LOTTERY COMMISSION**  
**Scratch Ticket Game Closing Analysis**  
**RECOMMENDATION AND APPROVALS**

**Instant Ticket Information**

Game #	2346	Printed Payout Percentage	69.97%
Game Name	\$500,000 Extreme Luck	Actual Payout Percentage	68.63%
Percent Sold	96.41%	Number of Weeks Out	82
Average # of Weeks for 85% Sell-through for Same Price Point Game With Similar Print Run.			33

**Recommendation**

Based on the findings in this Summary Report, I am recommending closing the above game.

I am recommending closing the above game based on the below business reason(s):

---

---

---

*Dale Bowersock*

11/1/2022

Scratch Ticket Strategy Coordinator      Date

*Will Russ*

11/1/2022

Products Manager      Date

By signing below, I agree with the recommendation of the Products Department Staff to close the above game.

**Not Required -Over 85% Sold**

\_\_\_\_\_  
Lottery Operations Division Director      Date

**Not Required -Over 85% Sold**

\_\_\_\_\_  
Controller      Date

**Not Required -Over 85% Sold**

\_\_\_\_\_  
Executive Director      Date



**Play the Games of Texas!**

**Da Vinci Report** **10/31/22**

**Week End Date:10/29/22**

Product Line	Game	\$	Tix Run	Name	Start	Call	Close	Wks	% Sold	Confirmed	Active	Ware	Return	Net Sales			
														10/29/22	10/22/22	10/15/22	10/8/22
Sold/Closing	2391	\$5	7,341,975	30TH ANNIVERSARY	4/4/22	10/9/22	11/23/22	30	69.63%	95	85	22,565	5,148	-\$11,100.00	\$19,845.00	\$55,995.00	\$75,885.00
	2409	\$5	5,930,400	50X SPEEDWAY RICHES	4/18/22	11/13/22	12/28/22	28	61.91%	600	527	18,621	8,600	\$63,230.00	\$76,375.00	\$87,205.00	\$85,390.00
	2247	\$5	18,355,500	BONUS BREAK THE BANK	12/28/20			96	92.70%	5,418	3,177	7,787	29	\$411,075.00	\$387,195.00	\$429,945.00	\$428,530.00
	2366	\$5	7,333,350	TEXAS EDITION BUCKS & TRUCKS	3/7/22	11/6/22	12/21/22	34	85.90%	387	382	10,134	1,816	\$71,470.00	\$72,325.00	\$88,370.00	\$84,365.00
	2346	\$10	13,460,600	\$500,000 EXTREME LUCK	4/5/21			82	96.41%	4,609	2,650	923	52	\$641,950.00	\$751,620.00	\$874,380.00	\$933,860.00
	2396	\$10	11,502,650	\$500,000 FRENZY	5/2/22	10/9/22	11/23/22	26	51.88%	506	564	96,515	2,048	\$158,000.00	\$403,740.00	\$757,720.00	\$944,890.00
	2380	\$10	12,227,050	CASH CELEBRATION	2/7/22	11/13/22	12/28/22	38	50.54%	2,461	1,982	112,904	149	\$365,960.00	\$392,700.00	\$452,150.00	\$427,080.00
	2397	\$20	6,721,025	\$1,000,000 FRENZY	5/2/22	10/9/22	11/23/22	26	43.95%	583	603	134,725	2,367	\$170,820.00	\$413,660.00	\$749,700.00	\$971,740.00
	2343	\$20	25,454,075	MILLION DOLLAR LOTERIA	6/18/21			71	97.70%	12,690	3,754	327	161	\$2,191,080.00	\$2,630,060.00	\$2,814,920.00	\$2,898,140.00

**Liability for 2346 / for Life to Date**

Product Status:  
Active

SmartCash Enabled:  
N/A

Validation Range: 03/17/2021 - 12/31/2037

**Outstanding Prizes**

Tier	Ref	SmartCash	Tier Value	Count	Amount	Tickets Paid Life to Date	Amount Paid Life to Date	% paid	Est. Tickets Sold
1	1	N/A	\$10.00	83919	\$839,190.00	1127796	\$11,277,960.00	93.07%	12528367
2	2	N/A	\$15.00	53757	\$806,355.00	753705	\$11,305,575.00	93.34%	12564456
3	3	N/A	\$20.00	17361	\$347,220.00	251851	\$5,037,020.00	93.55%	12592550
4	4	N/A	\$20.00	23821	\$476,420.00	514603	\$10,292,060.00	95.58%	12865075
5	0	N/A	\$25.00	11705	\$292,625.00	257507	\$6,437,675.00	95.65%	12875350
6	0	N/A	\$30.00	2674	\$80,220.00	64670	\$1,940,100.00	96.03%	12926125
7	0	N/A	\$30.00	2867	\$86,010.00	64303	\$1,929,090.00	95.73%	12886064
8	0	N/A	\$30.00	2869	\$86,070.00	64480	\$1,934,400.00	95.74%	12887191
9	0	N/A	\$30.00	4212	\$126,360.00	63137	\$1,894,110.00	93.75%	12618775
10	0	N/A	\$75.00	2531	\$189,825.00	64813	\$4,860,975.00	96.24%	12954708
11	0	N/A	\$75.00	2467	\$185,025.00	64703	\$4,852,725.00	96.33%	12966223
12	0	N/A	\$75.00	2461	\$184,575.00	64888	\$4,866,600.00	96.35%	12968736
13	0	N/A	\$75.00	2845	\$213,375.00	64504	\$4,837,800.00	95.78%	12891988
14	0	N/A	\$100.00	709	\$70,900.00	10549	\$1,054,900.00	93.70%	12612885
15	0	N/A	\$100.00	1446	\$144,600.00	32213	\$3,221,300.00	95.70%	12882328
16	0	N/A	\$100.00	1348	\$134,800.00	32246	\$3,224,600.00	95.99%	12920477
17	0	N/A	\$100.00	1381	\$138,100.00	32236	\$3,223,600.00	95.89%	12907633
18	0	N/A	\$100.00	1030	\$103,000.00	21470	\$2,147,000.00	95.42%	12844403
19	0	N/A	\$200.00	13	\$2,600.00	214	\$42,800.00	94.27%	12689728
20	0	N/A	\$200.00	28	\$5,600.00	646	\$129,200.00	95.85%	12901405
21	0	N/A	\$200.00	34	\$6,800.00	868	\$173,600.00	96.23%	12953215
22	0	N/A	\$200.00	57	\$11,400.00	1071	\$214,200.00	94.95%	12780410
23	0	N/A	\$200.00	41	\$8,200.00	1082	\$216,400.00	96.35%	12969162
24	0	N/A	\$200.00	24	\$4,800.00	427	\$85,400.00	94.68%	12744293
25	0	N/A	\$200.00	48	\$9,600.00	1085	\$217,000.00	95.76%	12890336
26	0	N/A	\$500.00	6	\$3,000.00	107	\$53,500.00	94.69%	12745877
27	0	N/A	\$500.00	5	\$2,500.00	228	\$114,000.00	97.85%	13171745
28	0	N/A	\$500.00	5	\$2,500.00	217	\$108,500.00	97.75%	13157433
29	0	N/A	\$500.00	13	\$6,500.00	326	\$163,000.00	96.17%	12944411
30	0	N/A	\$500.00	12	\$6,000.00	434	\$217,000.00	97.31%	13098431
31	0	N/A	\$1,000.00	6	\$6,000.00	54	\$54,000.00	90.00%	12114540
32	0	N/A	\$1,000.00	5	\$5,000.00	105	\$105,000.00	95.45%	12848754
33	0	N/A	\$1,000.00	5	\$5,000.00	104	\$104,000.00	95.41%	12843141
34	0	N/A	\$1,000.00	5	\$5,000.00	55	\$55,000.00	91.67%	12338883
35	0	N/A	\$10,000.00	1	\$10,000.00	1	\$10,000.00	50.00%	6730299
36	0	N/A	\$10,000.00	1	\$10,000.00	17	\$170,000.00	94.44%	12712788
37	0	N/A	\$50,000.00	0	\$0.00	2	\$100,000.00	100.00%	13460598
38	0	N/A	\$50,000.00	0	\$0.00	8	\$400,000.00	100.00%	13460601
39	0	N/A	\$500,000.00	1	\$500,000.00	4	\$2,000,000.00	80.00%	10768479
			<b>Totals:</b>	<b>219713</b>	<b>\$5,115,170.00</b>	<b>3,556,729</b>	<b>\$89,070,090.00</b>		

TICKET QUANTITY: **13,460,600** MIN QUANTITY **12,936,000**  
 POOLS: 112,17 MAX QUANTITY **13,464,000**  
 PACKS / GAME: 269,212  
 PACKS / POOL: 2,400  
 PACK SIZE: 50  
 POOL SIZE: 120,000

PRIZE STRUCTURE  
 \$500,000 Extreme Luck  
 Texas Lottery Game # 2346  
 IGT Job # 013843  
 Version 4 dated February 2, 2021

RETAIL PRICE: \$10.00  
 REVENUE: \$134,606,000  
 PRIZE FUND: \$94,185,260  
 PERCENTAGE: 69.9710711%  
 INSTANT FUND: \$94,185,260  
 INSTANT-WIN PAYOUT: **69.9710711%**

PRIZE LEVEL	TIER CODE	Description	Number of Wins Per Ticket	TOTAL PRIZE AMOUNT	ODDS (1 IN:)	TOTAL PRIZES	WINNERS IN	WINNERS IN 50	PRIZE COST	% OF PRIZE FUND	% PER PRIZE TIER
							120,000 (PER POOL)	(PER PACK)			
1	L	\$10	1	\$10	11.11	1,211,715	10,800	4.50	\$12,117,150	12.87%	
2	L	\$15	1	\$15	16.67	807,462	7,200	3.00	\$12,111,930	12.86%	
3	L	\$20	1	\$20	50.00	269,212	2,400	1.00	\$5,384,240	5.72%	
4	L	\$10 x 2	2	\$20	25.00	538,424	4,800	2.00	\$10,768,480	11.43%	Low Tier: 42.87%
5	M	\$15 + \$10	2	\$25	50.00	269,212	2,400	1.00	\$6,730,300	7.15%	
6	M	\$10 x 3	3	\$30	199.88	67,344	600	0.25	\$2,020,320	2.15%	
7	M	\$15 x 2	2	\$30	200.40	67,170	600	0.25	\$2,015,100	2.14%	
8	M	\$10 + \$20	2	\$30	199.86	67,349	600	0.25	\$2,020,470	2.15%	
9	M	\$30	1	\$30	199.86	67,349	600	0.25	\$2,020,470	2.15%	
10	M	\$20 + \$25 + \$30	3	\$75	199.88	67,344	600	0.25	\$5,050,800	5.36%	
11	M	10 (WINX5) + \$10 + \$1	3	\$75	200.40	67,170	600	0.25	\$5,037,750	5.35%	
12	M	\$10 x 2) + (\$20 x 2) + \$1	5	\$75	199.86	67,349	600	0.25	\$5,051,175	5.36%	
13	M	\$15 (WINX5)	1	\$75	199.86	67,349	600	0.25	\$5,051,175	5.36%	
14	M	\$100	1	\$100	1,195.65	11,258	100		\$1,125,800	1.20%	
15	M	(WINX5) + (\$15 x 2) +	4	\$100	399.91	33,659	300		\$3,365,900	3.57%	
16	M	10 (WINX5) + (\$10 x 5	6	\$100	400.68	33,594	299		\$3,359,400	3.57%	
17	M	15 (WINX5) + \$10 + \$1	3	\$100	400.41	33,617	300		\$3,361,700	3.57%	
18	M	\$20 (WINX5)	1	\$100	598.25	22,500	201		\$2,250,000	2.39%	
19	M	\$200	1	\$200	59,297.80	227	2		\$45,400	0.05%	
20	M	NX5) + (\$10 x 10) + \$2	13	\$200	19,971.22	674	6		\$134,800	0.14%	
21	M	\$30 (WINX5) + (\$10 x 5	6	\$200	14,923.06	902	8		\$180,400	0.19%	
22	M	x 10) + (\$30 x 2) + (\$20	14	\$200	11,933.16	1,128	10		\$225,600	0.24%	
23	M	20 (WINX5) + (\$10 x 10	11	\$200	11,986.29	1,123	10		\$224,600	0.24%	
24	M	WINX5) x 2) + \$20 (WI	3	\$200	29,846.12	451	4		\$90,200	0.10%	
25	M	\$15 x 10) + \$10 (WINX5	11	\$200	11,880.49	1,133	10		\$226,600	0.24%	
26	M	\$500	1	\$500	119,120.35	113	1		\$56,500	0.06%	
27	M	5) x 4) + \$20 (WINX5)	25	\$500	57,770.82	233	2		\$116,500	0.12%	
28	M	) + \$20 (WINX5) + (\$20	7	\$500	60,633.33	222	2		\$111,000	0.12%	
29	M	\$20 x 25 (WINALL)	1	\$500	39,706.78	339	3		\$169,500	0.18%	
30	M	20) + (\$10 x 2) + \$30 +	24	\$500	30,180.72	446	4		\$223,000	0.24%	Mid Tier: 53.37%
31	H	\$1,000	1	\$1,000	224,343.33	60			\$60,000	0.06%	
32	H	(\$30 x 20) + (\$100 x 4)	24	\$1,000	122,369.09	110	1		\$110,000	0.12%	
33	H	5) + (\$10 x 20) + (\$15 (	25	\$1,000	123,491.74	109	1		\$109,000	0.12%	
34	H	5) + (\$20 x 10) + (\$30 (	13	\$1,000	224,343.33	60			\$60,000	0.06%	
35	H	\$10,000	1	\$10,000	6,730,300.00	2			\$20,000	0.02%	
36	H	7) + (\$200 x 7) + \$100 (	1	\$10,000	747,811.11	18			\$180,000	0.19%	
37	H	\$50,000	1	\$50,000	6,730,300.00	2			\$100,000	0.11%	
38	H	NX5) x 17) + (\$1,000 x	25	\$50,000	1,682,575.00	8			\$400,000	0.42%	
39	H	\$500,000	1	\$500,000	2,692,120.00	5			\$2,500,000	2.65%	High Tier: 3.76%
<b>TOTAL CASH PRIZES</b>					1 in 2 Decimals: 3.56	3,776,442	33,664	13.50	\$94,185,260	100.00%	
					1 in 4 Decimals: 3.5644						

\$500,000 Extreme Luck  
 Texas Lottery Game # 2346  
 IGT Job # 013843  
 Version 4 dated February 2, 2021

Consolidated odds are 1 in:

\$10	11.11	1,211,715
\$15	16.67	807,462
\$20	16.67	807,636
\$25	50.00	269,212
\$30	50.00	269,212
\$75	50.00	269,212
\$100	99.98	134,628
\$200	2,387.48	5,638
\$500	9,948.71	1,353
\$1,000	39,706.78	339
\$10,000	673,030.00	20
\$50,000	1,346,060.00	10
\$500,000	2,692,120.00	5
		3,776,442



# INTEROFFICE MEMO

Gary Grief, Executive Director    Tyler Vance, Acting Charitable Bingo Operations Director

## Payment Approval


March 30, 2021

The attached invoice(s) for service is being submitted for approval.

<b>Vendor Name</b>	<u>IGT</u>
<b>P.O. Number (if applicable)</b>	<u>362-21-9009RL012</u>
<b>Invoice Number</b>	<u>90118314</u>
<b>Tx Game Name:</b>	<u>Game #2346 \$500,00 Extreme Luck</u>
<b>Invoice Amount:</b>	<u>\$448,776.40</u>

The above referenced invoice(s) have been reviewed and certified as proper, accurate and should be paid by the Texas Lottery Commission.

The above referenced invoices have been reviewed and certified as proper, accurate and should be paid by the Texas Lottery Commission.


  
 \_\_\_\_\_  
 Dale Bowersock (Scratch Ticket Strategy Coordinator)  
 Please forward to the next person for approval

3/30/2021

\_\_\_\_\_  
Date

JB


3/30/2021

  
 \_\_\_\_\_  
 Robert Tirloni (Products Manager)  
 Please forward to the next person for approval

3/30/2021

\_\_\_\_\_  
Date



  
 \_\_\_\_\_  
 Ryan Mindell (Lottery Operations Division Director)

3/30/2021

\_\_\_\_\_  
Date

Please return to Maria Perez in the Office of the Controller by

**April 9, 2021**



IGT Global Solutions Corporation  
 d/b/a IGT Solutions Corp. in the State of Texas  
 10 Memorial Boulevard  
 Providence, RI 02903  
 USA  
 Telephone 401 392-1000  
 Fax 401 392-1234  
 FED ID No. 05-0389840

# INVOICE

INVOICE NUMBER: 90118314  
 DATE : March 29, 2021

BILL TO: 20318  
 Texas Lottery Commission  
 Gary Grief, Executive Director  
 611 East 6th Street  
 Austin TX 78701

INV ITEM NO. CUSTOMER PO NO.	SALES ORD. SO ITEM NO	DESCRIPTION	QUANTITY	UNIT PRICE	EXTENDED AMOUNT
001 GAME 2346	100653 010	2346 \$500,00 EXTREME LUCK-Trk 1  10.00" x 4.00" Tickets \$ 27.34/M Fluorescent Ink on Pack Inserts NO CHARGE	2,174,950 PC	0.02734	59,463.13
002 GAME 2346	100653 020	2346 Option: Full UV-Trk 1	2,174,950 PC	0.00320	6,959.84
003 GAME 2346	100653 030	2346 Option: Fluorescent Ink-Trk 1 Pantone 811	2,174,950 PC	0.00280	6,089.86
004 GAME 2346	100653 040	2346 \$500,00 EXTREME LUCK-Trk 2	2,256,600 PC	0.02734	61,695.44
005 GAME 2346	100653 050	2346 Option: Full UV-Trk 2	2,256,600 PC	0.00320	7,221.12
006 GAME 2346	100653 060	2346 Option: Fluorescent Ink-Trk 2	2,256,600 PC	0.00280	6,318.48
007 GAME 2346	100653 070	2346 \$500,00 EXTREME LUCK-Trk 3	2,263,950 PC	0.02734	61,896.39
008 GAME 2346	100653 080	2346 Option: Full UV-Trk 3	2,263,950 PC	0.00320	7,244.64
009 GAME 2346	100653 090	2346 Option: Fluorescent Ink-Trk 3	2,263,950 PC	0.00280	6,339.06
010 GAME 2346	100653 100	2346 \$500,00 EXTREME LUCK-Trk 4	2,244,600 PC	0.02734	61,367.36
011 GAME 2346	100653 110	2346 Option: Full UV-Trk 4	2,244,600 PC	0.00320	7,182.72
012 GAME 2346	100653 120	2346 Option: Fluorescent Ink-Trk 4	2,244,600 PC	0.00280	6,284.88

Continued...



INV ITEM NO. CUSTOMER PO NO.	SALES ORD. SO ITEM NO	DESCRIPTION	QUANTITY	UNIT PRICE	EXTENDED AMOUNT
013 GAME 2346	100653 140	2346 \$500,00 EXTREME LUCK-Trk 5	2,260,650	PC 0.02734	61,806.17
014 GAME 2346	100653 150	2346 Option: Full UV-Trk 5	2,260,650	PC 0.00320	7,234.08
015 GAME 2346	100653 160	2346 Option: Fluorescent Ink-Trk 5	2,260,650	PC 0.00280	6,329.82
016 GAME 2346	100653 170	2346 \$500,00 EXTREME LUCK-Trk 6	2,259,850	PC 0.02734	61,784.30
017 GAME 2346	100653 180	2346 Option: Full UV-Trk 6	2,259,850	PC 0.00320	7,231.52
018 GAME 2346	100653 190	2346 Option: Fluorescent Ink-Trk 6	2,259,850	PC 0.00280	6,327.58
019 GAME 2346	100653 200	Rounding Adjustment			0.01

TOTAL AMOUNT DUE      USD      448,776.40

REMARKS:  
Unrounded Invoice Total \$448,776.4040

PAYMENT TERMS:  
Due within 30 days

REMITTANCE:  
Please remit payment in USD:

For wire transfer payments:	For ACH payments:
Wells Fargo Bank, N.A	Wells Fargo Bank, N.A
420 Montgomery Street	420 Montgomery Street
San Francisco CA 94104	San Francisco CA 94104
SWIFT: WFBIUS6S	
ABA No. 121000248	ABA No. 121000248
Account No. 4417073848	Account No. 4417073848
Account Name: IGT Global Solutions Corp	Account Name: IGT Global Solutions Corporation

For each invoice being paid, please include entire invoice number(s) (8-digit and/or alpha-numeric) in reference field of the remittance transmission.



**Instant Ticket Game Analysis**  
**03/01/20-02/26/22**

**Average Number of Weeks for 85% Average Sell Through**

Print Quantities	A	B	C	D	E	F	G	H
	Price Point				Price Point			
	\$1	\$2	\$3	\$5	\$10	\$20	\$30	\$50
< 5M	None	None	Week 10*	None	None	None	None	None
5M-9.99M	Week 15	Week 16	None	Week 19	Week 17	Week 39	None	Week 34
10M-14.99M	Week 15	None	None	Week 23	Week 33	Week 32	None	None
15M-19.99M	Week 23	None	Week 27*	None	Week 34*	None	None	None
20M-24.99M	None	None	None	Week 39	Week 41*	None	None	None
25M-29.99M	Week 32*	None	None	None	Week 36*	None	None	None
30M-34.99M	None	None	None	None	None	None	None	None
>35M	None	Week 63	Week 70*	Week 48*	Week 43*	None	None	None

**Average Weekly Dollar Sales at 85% Average Sell Through**

Print Quantities	A	B	C	D	E	F	G	H
	Price Point				Price Point			
	\$1	\$2	\$3	\$5	\$10	\$20	\$30	\$50
< 5M	None	None	\$1,280,407	None	None	None	None	None
5M-9.99M	\$523,427	\$836,412	None	\$1,829,626	\$3,575,687	\$4,083,763	None	\$6,822,934
10M-14.99M	\$646,883	None	None	\$2,572,905	\$3,255,577	\$6,279,880	None	None
15M-19.99M	\$637,501	None	\$1,754,298	None	\$4,557,575	None	None	None
20M-24.99M	None	None	None	\$2,543,539	\$4,377,999	None	None	None
25M-29.99M	\$795,571	None	None	None	\$6,250,278	None	None	None
30M-34.99M	None	None	None	None	None	None	None	None
>35M	None	\$1,031,140	\$1,494,231	\$4,784,040	\$7,855,672	None	None	None

None = no games at this level with 85% sell through  
 \* only one game at this level with 85% sell through

Excludes Promotional Tickets  
 Unaudited - For Internal Use Only

**Bowersock, Dale**

**From:** Gough, Riley <Riley.Gough@IGT.com>  
**Sent:** Tuesday, November 1, 2022 9:20 AM  
**To:** Bowersock, Dale  
**Cc:** ProductsScratchTeam  
**Subject:** RE: November Pre-call Recommendations

**CAUTION: This email originated outside the Texas Lottery's email system. DO NOT click links or open attachments unless you expect them from the sender and know the content is safe.**

Hi Dale, no issues with this list.

Thanks,  
 Riley

**From:** Bowersock, Dale <Dale.Bowersock@lottery.state.tx.us>  
**Sent:** Monday, October 31, 2022 9:30 AM  
**To:** Gough, Riley <Riley.Gough@IGT.com>  
**Cc:** ProductsScratchTeam <ProductsScratchTeam@lottery.state.tx.us>  
**Subject:** November Pre-call Recommendations

**CAUTION: This email originated outside of IGT. Do not click links or open attachments unless you recognize the sender and know the content is safe.**

Riley,  
 Below are the games I would recommend for Pre-call next Friday.

Close dates:  
 Pre-call: 11/11/22  
 Call Date: 12/11/22  
 Close Date: 1/25/23  
 End of Validations: 7/24/23

Game	\$	Tix Run	Name	Start	Call	Close	Wks	% Sold	Confirmed	Active	Ware	Return	10/29/22	10/22/2
2372	\$1	34,835,250	POWER 20X	1/3/22			43	63.33%	6,032	5,908	70,847	31	\$256,913.00	\$275,0
2381	\$2	8,912,625	JUMBO BUCKS	6/20/22			19	65.89%	4,697	3,047	14,886	23	\$278,142.00	\$284,4
2373	\$3	24,134,125	POWER 30X CROSSWORD	1/3/22			43	77.49%	7,059	5,451	28,544	41	\$789,225.00	\$762,1
2348	\$10	11,152,000	\$50 OR \$100	12/6/21			47	86.30%	7,919	3,676	15,851	82	\$832,620.00	\$820,3
2346	\$10	13,460,600	\$500,000 EXTREME LUCK	4/5/21			82	96.41%	4,809	2,650	923	52	\$641,950.00	\$751,6

Please let me know if you have any concerns.

Dale

CONFIDENTIALITY NOTICE: This message is the property of International Game Technology PLC and/or its subsidiaries and may contain proprietary, confidential or trade secret information. This message is intended solely for the use of the addressee. If you are not the intended recipient and have received this message in error, please delete this message from your system. Any unauthorized reading, distribution, copying, or other use of this message or its attachments is strictly prohibited.